



# Standard Eurobarometer 90

Annex

## Public opinion in the European Union

Fieldwork  
November 2018



































Survey requested and co-ordinated by the European Commission,  
Directorate-General for Communication

This document does not represent the point of view of the European Commission.  
The interpretations and opinions contained in it are solely those of the authors.

Standard Eurobarometer 90 – Wave EB90.3 – Kantar Public





































**C2** Political interest index  
(%)  
(*'SENSITIVE QUESTION'*)

		Strong		Medium		Low		Not at all	
		Aut.2018	Diff. Aut.2018 - Sp.2018	Aut.2018	Diff. Aut.2018 - Sp.2018	Aut.2018	Diff. Aut.2018 - Sp.2018	Aut.2018	Diff. Aut.2018 - Sp.2018
EU28		18	1	48	3	17	-2	17	-2
EURO AREA		18	-1	48	4	19	1	15	-4
NON-EURO AREA		17	3	49	3	15	-5	19	-1
BE		12	-1	46	3	24	1	18	-3
BG		15	2	56	1	14	-2	15	-1
CZ		11	-2	51	-1	22	1	16	2
DK		19	-6	51	2	17	2	13	2
DE		26	-3	55	4	13	0	6	-1
EE		14	-2	55	-2	14	0	17	4
IE		15	1	39	-1	17	-2	29	2
EL		31	2	48	4	13	-5	8	-1
ES		12	-1	43	6	15	0	30	-5
FR		14	3	38	1	27	2	21	-6
HR		16	4	45	-9	20	0	19	5
IT		16	-2	49	6	19	-1	16	-3
CY		21	-1	44	7	15	0	20	-6
CY (tcc)		16	-7	40	1	29	15	15	-9
LV		15	2	50	-6	21	2	14	2
LT		15	-1	54	0	12	0	19	1
LU		21	2	48	5	15	-4	16	-3
HU		13	3	62	-6	12	3	13	0
MT		7	-9	49	5	19	4	25	0
NL		25	-3	44	1	24	2	7	0
AT		22	2	58	3	15	-2	5	-3
PL		15	4	51	1	13	-2	21	-3
PT		6	-5	45	4	16	3	33	-2
RO		9	0	56	7	16	-6	19	-1
SI		9	1	59	0	13	-1	19	0
SK		13	2	60	-3	13	1	14	0
FI		14	-1	54	2	20	2	12	-3
SE		27	0	51	-2	17	2	5	0
UK		21	5	41	5	16	-8	22	-2
AL		41	7	42	-4	15	-3	2	0
MK		25	0	44	4	14	-6	17	2
ME		8	-14	49	4	20	3	23	7
RS		13	-1	42	3	19	-9	26	7
TR		27	8	46	6	15	-8	12	-6

## QA1.1 How would you judge the current situation in each of the following?



































## The situation in (OUR COUNTRY) in general (%)

		Very good		Rather good		Rather bad		Very bad		Don't know	Total 'Good'		Total 'Bad'	
		Aut.2018	Diff. Aut.2018 - Sp.2018	Aut.2018	Diff. Aut.2018 - Sp.2018	Aut.2018	Diff. Aut.2018 - Sp.2018	Aut.2018	Diff. Aut.2018 - Sp.2018		Aut.2018	Diff. Aut.2018 - Sp.2018	Aut.2018	Diff. Aut.2018 - Sp.2018
EU28		6	0	44	-1	37	1	11	0	2	50	-1	48	1
EURO AREA		6	0	43	-1	38	2	12	0	1	49	-1	50	2
NON-EURO AREA		7	2	45	-1	35	-1	10	1	3	52	1	45	0
BE		5	2	68	4	22	-5	4	-1	1	73	6	26	-6
BG		2	0	20	-7	47	4	25	3	6	22	-7	72	7
CZ		6	0	60	-1	28	0	5	1	1	66	-1	33	1
DK		23	3	64	-1	11	0	1	-1	1	87	2	12	-1
DE		10	-2	65	-5	19	4	4	2	2	75	-7	23	6
EE		2	0	71	3	19	-3	3	0	5	73	3	22	-3
IE		14	0	61	-5	19	3	4	2	2	75	-5	23	5
EL		1	1	9	3	52	6	38	-10	0	10	4	90	-4
ES		1	0	22	2	57	2	18	-5	2	23	2	75	-3
FR		1	0	32	-6	47	0	18	8	2	33	-6	65	8
HR		4	3	19	-2	52	4	24	-5	1	23	1	76	-1
IT		4	2	25	4	55	2	16	-7	0	29	6	71	-5
CY		2	-2	40	-12	40	8	17	6	1	42	-14	57	14
CY (tcc)*		11	-1	32	0	30	3	23	-3	4	43	-1	53	0
LV		1	1	44	2	44	-1	7	-3	4	45	3	51	-4
LT		0	-1	43	-2	45	0	9	1	3	43	-3	54	1
LU		21	-2	71	1	5	0	1	0	2	92	-1	6	0
HU		7	0	45	-3	40	3	6	-1	2	52	-3	46	2
MT		22	3	65	12	10	-7	2	-2	1	87	15	12	-9
NL		17	-4	72	1	9	2	1	0	1	89	-3	10	2
AT		21	4	67	-3	10	0	1	0	1	88	1	11	0
PL		7	2	59	5	27	-5	3	-2	4	66	7	30	-7
PT		1	0	46	-3	47	1	4	2	2	47	-3	51	3
RO		3	-1	27	-2	49	2	19	0	2	30	-3	68	2
SI		2	0	54	4	34	-5	8	0	2	56	4	42	-5
SK		3	2	44	17	44	-2	6	-16	3	47	19	50	-18
FI		8	0	79	-2	12	3	1	0	0	87	-2	13	3
SE		14	0	66	-2	17	4	3	-1	0	80	-2	20	3
UK		5	2	40	-3	38	-2	13	5	4	45	-1	51	3
AL		10	1	46	0	37	-2	6	0	1	56	1	43	-2
MK		5	2	32	2	37	2	25	-5	1	37	4	62	-3
ME		12	-9	24	-1	39	6	23	4	2	36	-10	62	10
RS		3	-1	31	3	48	0	15	-3	3	34	2	63	-3
TR		15	5	31	-13	38	4	15	4	1	46	-8	53	8

\*CY(tcc): The situation in the Turkish Cypriot Community in general

## QA1.2 How would you judge the current situation in each of the following?



































## The situation of the (NATIONALITY) economy (%)

		Very good		Rather good		Rather bad		Very bad		Don't know	Total 'Good'		Total 'Bad'	
		Aut.2018	Diff. Aut.2018 - Sp.2018	Aut.2018	Diff. Aut.2018 - Sp.2018	Aut.2018	Diff. Aut.2018 - Sp.2018	Aut.2018	Diff. Aut.2018 - Sp.2018		Aut.2018	Diff. Aut.2018 - Sp.2018	Aut.2018	Diff. Aut.2018 - Sp.2018
EU28		9	-1	40	1	36	1	12	0	3	49	0	48	1
EURO AREA		9	-3	38	2	38	2	13	-1	2	47	-1	51	1
NON-EURO AREA		9	1	43	0	32	-2	10	1	6	52	1	42	-1
BE		4	0	63	9	26	-9	6	0	1	67	9	32	-9
BG		2	0	16	0	43	1	29	-1	10	18	0	72	0
CZ		13	1	56	-2	24	1	5	1	2	69	-1	29	2
DK		29	0	59	-1	8	2	1	0	3	88	-1	9	2
DE		23	-11	65	9	9	1	1	1	2	88	-2	10	2
EE		2	1	64	3	25	-3	2	-1	7	66	4	27	-4
IE		15	2	59	-7	20	3	3	1	3	74	-5	23	4
EL		1	1	5	3	40	5	54	-9	0	6	4	94	-4
ES		1	1	17	1	59	3	21	-6	2	18	2	80	-3
FR		1	0	24	-7	53	1	17	6	5	25	-7	70	7
HR		2	0	14	5	47	-3	36	-3	1	16	5	83	-6
IT		3	1	17	1	56	4	23	-6	1	20	2	79	-2
CY		1	-2	36	-10	42	5	20	8	1	37	-12	62	13
CY (tcc)*		9	0	30	2	29	1	30	-2	2	39	2	59	-1
LV		1	1	31	1	53	1	10	-3	5	32	2	63	-2
LT		1	0	39	2	47	-4	9	0	4	40	2	56	-4
LU		29	-1	62	-1	5	0	1	1	3	91	-2	6	1
HU		10	3	44	-3	38	1	6	-2	2	54	0	44	-1
MT		31	5	64	8	3	-5	0	-2	2	95	13	3	-7
NL		28	-1	63	-1	7	2	1	0	1	91	-2	8	2
AT		18	-1	63	1	15	0	3	1	1	81	0	18	1
PL		12	2	56	0	23	-2	3	0	6	68	2	26	-2
PT		1	0	35	-7	56	5	4	0	4	36	-7	60	5
RO		4	2	21	-4	52	0	20	1	3	25	-2	72	1
SI		2	0	49	3	39	-2	8	-1	2	51	3	47	-3
SK		3	0	43	5	42	1	6	-8	6	46	5	48	-7
FI		5	1	69	-4	24	4	1	0	1	74	-3	25	4
SE		30	3	58	-1	9	0	1	-1	2	88	2	10	-1
UK		4	0	42	2	34	-6	10	3	10	46	2	44	-3
AL		6	-1	47	5	40	-4	7	0	0	53	4	47	-4
MK		4	0	24	4	40	0	30	-4	2	28	4	70	-4
ME		5	-16	25	9	45	6	24	2	1	30	-7	69	8
RS		2	-2	21	1	49	0	25	0	3	23	-1	74	0
TR		11	2	28	-10	42	3	18	5	1	39	-8	60	8

\*CY(tcc): The economic situation in the Turkish Cypriot Community


































## QA1.3 How would you judge the current situation in each of the following?

## The situation of the European economy (%)

		Very good		Rather good		Rather bad		Very bad		Don't know	Total 'Good'		Total 'Bad'	
		Aut.2018	Diff. Aut.2018 - Sp.2018	Aut.2018	Diff. Aut.2018 - Sp.2018	Aut.2018	Diff. Aut.2018 - Sp.2018	Aut.2018	Diff. Aut.2018 - Sp.2018		Aut.2018	Diff. Aut.2018 - Sp.2018	Aut.2018	Diff. Aut.2018 - Sp.2018
EU28		4	0	45	-1	32	1	6	0	13	49	-1	38	1
EURO AREA		3	-1	44	-1	35	2	7	0	11	47	-2	42	2
NON-EURO AREA		5	-1	48	0	25	0	5	1	17	53	-1	30	1
BE		3	0	56	6	30	-7	5	-1	6	59	6	35	-8
BG		10	-5	44	0	13	2	5	1	28	54	-5	18	3
CZ		7	1	47	-7	24	0	6	1	16	54	-6	30	1
DK		6	0	56	1	22	-1	2	1	14	62	1	24	0
DE		4	0	59	-1	26	0	2	0	9	63	-1	28	0
EE		2	-2	57	1	16	1	1	-1	24	59	-1	17	0
IE		11	2	56	-3	18	1	3	1	12	67	-1	21	2
EL		6	0	40	-1	35	3	13	0	6	46	-1	48	3
ES		1	-2	35	1	44	4	6	-2	14	36	-1	50	2
FR		0	-1	26	-6	43	3	11	2	20	26	-7	54	5
HR		11	4	54	1	21	-2	5	-3	9	65	5	26	-5
IT		5	1	32	0	48	6	11	-2	4	37	1	59	4
CY		2	-2	45	4	28	0	7	1	18	47	2	35	1
CY (tcc)		22	-1	42	3	21	-1	6	-1	9	64	2	27	-2
LV		5	1	59	2	15	-3	2	0	19	64	3	17	-3
LT		7	-1	66	-1	12	1	2	1	13	73	-2	14	2
LU		2	-3	54	1	30	2	3	-1	11	56	-2	33	1
HU		9	1	56	0	27	1	2	-1	6	65	1	29	0
MT		10	4	51	3	17	-3	1	-1	21	61	7	18	-4
NL		3	-1	64	-3	24	4	2	0	7	67	-4	26	4
AT		12	-1	58	4	22	-3	3	0	5	70	3	25	-3
PL		8	1	62	3	17	-1	2	0	11	70	4	19	-1
PT		3	0	54	-6	27	1	1	0	15	57	-6	28	1
RO		7	-1	49	-2	24	1	7	2	13	56	-3	31	3
SI		6	0	59	-4	25	4	4	0	6	65	-4	29	4
SK		4	1	52	1	29	1	4	-2	11	56	2	33	-1
FI		1	-2	56	-6	33	10	2	1	8	57	-8	35	11
SE		5	1	54	-3	26	2	1	-1	14	59	-2	27	1
UK		2	-1	35	-1	32	0	7	2	24	37	-2	39	2
AL		19	-3	51	2	26	1	2	0	2	70	-1	28	1
MK		25	3	45	2	13	-3	7	0	10	70	5	20	-3
ME		5	-17	44	4	29	13	12	3	10	49	-13	41	16
RS		13	0	43	2	21	-3	7	0	16	56	2	28	-3
TR		22	4	36	-6	27	3	8	1	7	58	-2	35	4


































## QA1.4 How would you judge the current situation in each of the following?

## Your personal job situation (%)

		Very good		Rather good		Rather bad		Very bad		Don't know	Total 'Good'		Total 'Bad'	
		Aut.2018	Diff. Aut.2018 - Sp.2018	Aut.2018	Diff. Aut.2018 - Sp.2018	Aut.2018	Diff. Aut.2018 - Sp.2018	Aut.2018	Diff. Aut.2018 - Sp.2018		Aut.2018	Diff. Aut.2018 - Sp.2018	Aut.2018	Diff. Aut.2018 - Sp.2018
EU28		16	0	44	-1	14	-1	6	0	20	60	-1	20	-1
EURO AREA		13	-1	45	-1	15	-1	6	0	21	58	-2	21	-1
NON-EURO AREA		20	-1	42	-1	14	-1	5	0	19	62	-2	19	-1
BE		14	-1	54	1	14	-1	3	-2	15	68	0	17	-3
BG		5	-2	40	0	27	1	14	1	14	45	-2	41	2
CZ		14	0	45	-4	13	0	3	0	25	59	-4	16	0
DK		54	4	28	0	6	0	2	-1	10	82	4	8	-1
DE		20	-4	48	2	8	-1	3	0	21	68	-2	11	-1
EE		10	-3	50	7	9	-1	3	-2	28	60	4	12	-3
IE		25	4	47	0	10	-3	3	-1	15	72	4	13	-4
EL		2	0	31	3	26	-3	18	3	23	33	3	44	0
ES		9	2	51	2	20	-4	7	-4	13	60	4	27	-8
FR		10	0	41	-2	12	-1	7	2	30	51	-2	19	1
HR		8	3	45	2	28	-3	11	-1	8	53	5	39	-4
IT		7	2	45	-4	23	-1	7	0	18	52	-2	30	-1
CY		11	-2	39	3	18	3	7	-2	25	50	1	25	1
CY (tcc)		12	0	56	-2	21	1	8	1	3	68	-2	29	2
LV		8	0	49	-3	15	-1	5	0	23	57	-3	20	-1
LT		9	3	41	-2	16	-3	6	-1	28	50	1	22	-4
LU		21	-5	47	-1	9	2	1	-1	22	68	-6	10	1
HU		8	0	44	-3	26	3	7	-2	15	52	-3	33	1
MT		27	8	46	3	3	-3	1	-1	23	73	11	4	-4
NL		29	-3	31	-2	9	3	3	0	28	60	-5	12	3
AT		27	0	51	0	8	0	4	1	10	78	0	12	1
PL		9	1	59	2	13	-2	2	0	17	68	3	15	-2
PT		1	-2	59	0	24	0	3	0	13	60	-2	27	0
RO		4	0	35	-3	26	0	9	0	26	39	-3	35	0
SI		16	1	43	-2	15	-1	8	0	18	59	-1	23	-1
SK		11	3	45	1	16	-3	4	-1	24	56	4	20	-4
FI		44	6	25	-6	7	-1	3	1	21	69	0	10	0
SE		45	-1	30	-1	7	0	3	0	15	75	-2	10	0
UK		29	-5	35	-3	8	-1	6	1	22	64	-8	14	0
AL		5	0	47	-5	35	6	8	-2	5	52	-5	43	4
MK		10	2	41	4	22	4	15	-6	12	51	6	37	-2
ME		3	-17	37	-3	22	11	14	4	24	40	-20	36	15
RS		5	0	26	0	25	-2	9	1	35	31	0	34	-1
TR		10	2	35	-11	38	5	12	3	5	45	-9	50	8



































QA1.5 How would you judge the current situation in each of the following?

## The financial situation of your household (%)

		Very good		Rather good		Rather bad		Very bad		Don't know	Total 'Good'		Total 'Bad'	
		Aut.2018	Diff. Aut.2018 - Sp.2018	Aut.2018	Diff. Aut.2018 - Sp.2018	Aut.2018	Diff. Aut.2018 - Sp.2018	Aut.2018	Diff. Aut.2018 - Sp.2018		Aut.2018	Diff. Aut.2018 - Sp.2018	Aut.2018	Diff. Aut.2018 - Sp.2018
EU28		12	0	60	1	21	-1	5	0	2	72	1	26	-1
EURO AREA		11	0	61	1	21	-1	5	0	2	72	1	26	-1
NON-EURO AREA		15	1	57	0	20	-2	5	1	3	72	1	25	-1
BE		11	0	69	4	16	-4	3	0	1	80	4	19	-4
BG		3	0	36	-2	39	1	15	-1	7	39	-2	54	0
CZ		10	1	61	-5	23	3	5	1	1	71	-4	28	4
DK		45	2	49	0	5	0	1	0	0	94	2	6	0
DE		17	-2	65	2	13	-1	2	0	3	82	0	15	-1
EE		8	0	73	5	15	-3	2	-2	2	81	5	17	-5
IE		19	1	64	-1	12	-1	3	1	2	83	0	15	0
EL		2	1	37	3	40	-5	21	1	0	39	4	61	-4
ES		5	2	63	6	27	-4	4	-4	1	68	8	31	-8
FR		6	0	59	-4	24	2	8	2	3	65	-4	32	4
HR		8	4	48	4	32	-6	12	0	0	56	8	44	-6
IT		5	1	60	1	27	-1	6	0	2	65	2	33	-1
CY		7	-3	61	1	26	3	6	-1	0	68	-2	32	2
CY (tcc)		12	1	58	-5	17	0	7	0	6	70	-4	24	0
LV		5	2	64	3	24	-3	4	-2	3	69	5	28	-5
LT		5	1	59	-1	28	1	6	0	2	64	0	34	1
LU		19	-1	66	-2	7	0	1	0	7	85	-3	8	0
HU		6	0	53	3	35	-1	5	-1	1	59	3	40	-2
MT		15	1	77	12	7	-4	0	-2	1	92	13	7	-6
NL		37	0	51	-3	7	2	2	0	3	88	-3	9	2
AT		19	-1	62	-1	13	1	3	1	3	81	-2	16	2
PL		9	2	65	1	20	-2	3	0	3	74	3	23	-2
PT		1	-1	60	-3	34	2	3	1	2	61	-4	37	3
RO		4	0	50	0	36	-1	9	1	1	54	0	45	0
SI		9	2	62	-2	23	1	5	-1	1	71	0	28	0
SK		7	4	57	4	26	-6	5	-2	5	64	8	31	-8
FI		24	5	64	-4	10	0	1	-1	1	88	1	11	-1
SE		42	7	50	-4	6	-2	2	-1	0	92	3	8	-3
UK		21	1	58	-2	13	-2	4	2	4	79	-1	17	0
AL		7	-1	52	-2	35	4	6	-1	0	59	-3	41	3
MK		8	0	58	6	25	0	9	-5	0	66	6	34	-5
ME		6	-10	46	0	31	7	12	2	5	52	-10	43	9
RS		4	-1	35	2	41	-3	13	0	7	39	1	54	-3
TR		10	2	40	-12	38	10	10	-1	2	50	-10	48	9

## QA1.6 How would you judge the current situation in each of the following?

## The employment situation in (OUR COUNTRY) (%)



































		Very good		Rather good		Rather bad		Very bad		Don't know	Total 'Good'		Total 'Bad'	
		Aut.2018	Diff. Aut.2018 - Sp.2018	Aut.2018	Diff. Aut.2018 - Sp.2018	Aut.2018	Diff. Aut.2018 - Sp.2018	Aut.2018	Diff. Aut.2018 - Sp.2018		Aut.2018	Diff. Aut.2018 - Sp.2018	Aut.2018	Diff. Aut.2018 - Sp.2018
EU28		8	0	37	0	36	1	15	-2	4	45	0	51	-1
EURO AREA		7	0	32	-1	39	1	19	-1	3	39	-1	58	0
NON-EURO AREA		10	1	47	2	28	-2	9	-1	6	57	3	37	-3
BE		7	2	57	7	29	-7	6	-2	1	64	9	35	-9
BG		3	1	19	2	46	2	21	-6	11	22	3	67	-4
CZ		26	0	52	-1	16	-1	3	1	3	78	-1	19	0
DK		41	1	49	2	6	-2	1	0	3	90	3	7	-2
DE		18	-2	61	0	15	0	2	0	4	79	-2	17	0
EE		5	2	49	5	30	-4	4	-3	12	54	7	34	-7
IE		16	3	60	-4	18	-1	4	1	2	76	-1	22	0
EL		1	1	2	-1	36	8	61	-8	0	3	0	97	0
ES		0	0	13	2	55	5	31	-7	1	13	2	86	-2
FR		0	0	13	-5	61	3	23	3	3	13	-5	84	6
HR		2	1	14	2	46	11	37	-14	1	16	3	83	-3
IT		3	1	14	0	48	2	34	-4	1	17	1	82	-2
CY		1	-1	34	-5	48	4	16	2	1	35	-6	64	6
CY (tcc)*		6	0	31	-1	34	4	23	-3	6	37	-1	57	1
LV		1	0	33	2	47	-2	13	0	6	34	2	60	-2
LT		2	0	41	4	42	-6	10	2	5	43	4	52	-4
LU		14	2	65	0	14	-1	2	0	5	79	2	16	-1
HU		8	2	44	-2	37	0	8	-1	3	52	0	45	-1
MT		31	8	63	5	4	-5	0	-2	2	94	13	4	-7
NL		25	4	59	-5	11	0	1	-1	4	84	-1	12	-1
AT		16	4	57	3	21	-6	3	0	3	73	7	24	-6
PL		8	1	59	2	24	0	2	-1	7	67	3	26	-1
PT		1	0	29	-5	61	10	6	-7	3	30	-5	67	3
RO		2	-1	29	2	44	1	20	-3	5	31	1	64	-2
SI		3	1	37	6	44	-3	13	-4	3	40	7	57	-7
SK		5	1	44	5	37	-5	9	-3	5	49	6	46	-8
FI		3	1	60	10	33	-11	2	0	2	63	11	35	-11
SE		20	5	61	0	15	-3	1	-2	3	81	5	16	-5
UK		8	1	47	2	27	-7	9	2	9	55	3	36	-5
AL		5	1	32	3	43	0	19	-5	1	37	4	62	-5
MK		4	1	22	3	38	1	34	-4	2	26	4	72	-3
ME		2	-10	13	-7	41	10	42	7	2	15	-17	83	17
RS		3	0	15	-1	39	-2	35	-1	8	18	-1	74	-3
TR		9	1	25	-11	45	5	20	5	1	34	-10	65	10

\*CY(tcc): The employment situation in the Turkish Cypriot Community





































## QA1.7 How would you judge the current situation in each of the following?

## The provision of public services in (OUR COUNTRY) (%)

		Very good		Rather good		Rather bad		Very bad		Don't know	Total 'Good'		Total 'Bad'	
		Aut.2018	Diff. Aut.2018 - Sp.2018	Aut.2018	Diff. Aut.2018 - Sp.2018	Aut.2018	Diff. Aut.2018 - Sp.2018	Aut.2018	Diff. Aut.2018 - Sp.2018		Aut.2018	Diff. Aut.2018 - Sp.2018	Aut.2018	Diff. Aut.2018 - Sp.2018
EU28		8	0	45	0	32	-1	10	0	5	53	0	42	-1
EURO AREA		8	0	46	0	32	0	10	-1	4	54	0	42	-1
NON-EURO AREA		7	-1	44	0	33	0	10	1	6	51	-1	43	1
BE		9	1	64	9	23	-7	3	-2	1	73	10	26	-9
BG		3	0	25	0	36	1	15	-3	21	28	0	51	-2
CZ		8	-2	57	1	24	-3	4	0	7	65	-1	28	-3
DK		15	-3	50	1	27	3	5	0	3	65	-2	32	3
DE		13	3	62	-2	19	0	2	-1	4	75	1	21	-1
EE		9	0	66	4	16	-1	3	-2	6	75	4	19	-3
IE		11	2	45	-5	30	0	11	2	3	56	-3	41	2
EL		0	0	13	-1	53	-1	33	3	1	13	-1	86	2
ES		2	-2	40	9	44	-2	11	-6	3	42	7	55	-8
FR		3	-3	45	-1	35	2	11	2	6	48	-4	46	4
HR		4	2	26	2	45	-2	22	-2	3	30	4	67	-4
IT		3	1	29	2	45	-1	20	-3	3	32	3	65	-4
CY		1	-2	38	-10	41	7	15	4	5	39	-12	56	11
LV		4	0	55	1	27	-4	5	0	9	59	1	32	-4
LT		5	2	56	-2	27	1	5	-1	7	61	0	32	0
LU		29	3	55	-8	9	2	1	0	6	84	-5	10	2
HU		7	-2	55	-2	31	3	5	1	2	62	-4	36	4
MT		21	5	61	9	13	-4	1	-3	4	82	14	14	-7
NL		36	-1	53	-3	8	2	1	1	2	89	-4	9	3
AT		19	0	63	1	13	1	3	0	2	82	1	16	1
PL		4	0	52	5	31	-3	7	-1	6	56	5	38	-4
PT		1	0	37	-9	50	4	7	3	5	38	-9	57	7
RO		2	-1	34	-2	47	4	12	-1	5	36	-3	59	3
SI		5	-1	52	2	32	-1	7	-1	4	57	1	39	-2
SK		3	2	50	3	32	-4	7	-2	8	53	5	39	-6
FI		21	5	65	-5	12	0	1	0	1	86	0	13	0
SE		21	6	56	3	17	-5	2	-2	4	77	9	19	-7
UK		9	-1	38	-6	32	0	15	5	6	47	-7	47	5
AL		7	3	48	-2	36	-1	9	1	0	55	1	45	0
MK		6	2	35	-1	31	-3	25	3	3	41	1	56	0
ME		3	-6	29	-9	36	2	29	11	3	32	-15	65	13
RS		4	0	27	-2	43	-4	16	2	10	31	-2	59	-2
TR		13	4	30	-17	40	8	15	5	2	43	-13	55	13



































**QA2.1** What are your expectations for the next twelve months: will the next twelve months be better, worse or the same, when it comes to...?

**Your life in general (%)**

		Better		Same		Worse		Don't know
		Aut.2018	Diff. Aut.2018 - Sp.2018	Aut.2018	Diff. Aut.2018 - Sp.2018	Aut.2018	Diff. Aut.2018 - Sp.2018	Aut.2018
EU28		29	-1	58	0	11	1	2
EURO AREA		28	-1	60	0	10	1	2
NON-EURO AREA		31	-1	52	-3	14	3	3
BE		24	-4	63	3	12	1	1
BG		23	-1	52	-4	17	5	8
CZ		25	-2	62	-2	12	4	1
DK		26	-4	68	3	5	2	1
DE		22	-2	71	3	6	-1	1
EE		40	1	50	-2	7	1	3
IE		41	0	56	1	2	-1	1
EL		24	6	52	-7	22	0	2
ES		29	3	61	-3	7	-1	3
FR		32	-4	51	2	15	4	2
HR		32	11	57	-4	11	-6	0
IT		33	0	52	-3	12	2	3
CY		32	-9	56	8	7	1	5
CY (tcc)		42	0	23	1	25	-4	10
LV		35	0	56	-2	5	1	4
LT		28	-4	58	2	12	2	2
LU		33	-1	56	-3	7	2	4
HU		27	-1	61	2	11	1	1
MT		39	6	50	0	4	-3	7
NL		27	-1	68	1	4	0	1
AT		19	2	72	-2	8	0	1
PL		31	1	54	-4	12	3	3
PT		26	-3	60	1	8	1	6
RO		29	-1	38	-8	29	7	4
SI		26	-4	59	-1	12	5	3
SK		30	-3	53	2	13	1	4
FI		29	-3	67	3	3	0	1
SE		41	-3	55	2	3	1	1
UK		32	-1	51	-2	13	1	4
AL		69	4	20	-2	11	-2	0
MK		38	7	46	-2	14	-4	2
ME		50	-1	41	-2	8	4	1
RS		35	4	50	1	13	-4	2
TR		39	0	30	-10	28	8	3

**QA2.2** What are your expectations for the next twelve months: will the next twelve months be better, worse or the same, when it comes to...?



































**The situation in (OUR COUNTRY) in general (%)**

		Better		Same		Worse		Don't know
		Aut.2018	Diff. Aut.2018 - Sp.2018	Aut.2018	Diff. Aut.2018 - Sp.2018	Aut.2018	Diff. Aut.2018 - Sp.2018	
EU28		21	-3	49	-1	25	3	5
EURO AREA		21	-4	52	0	24	4	3
NON-EURO AREA		22	-1	42	-4	28	3	8
BE		17	-2	60	2	22	0	1
BG		22	-2	38	-7	29	9	11
CZ		16	-4	57	-6	24	9	3
DK		13	-5	76	9	9	-3	2
DE		10	-5	63	0	25	5	2
EE		30	2	50	-6	12	1	8
IE		39	-5	48	0	9	4	4
EL		18	3	47	0	33	-4	2
ES		24	0	53	-3	19	2	4
FR		21	-6	42	-2	33	9	4
HR		28	10	45	-7	26	-2	1
IT		34	-3	37	1	25	2	4
CY		24	-9	53	8	20	2	3
CY (tcc)*		25	3	40	-1	29	-1	6
LV		24	2	58	-3	11	-2	7
LT		17	-7	62	6	18	0	3
LU		17	-2	62	-2	13	2	8
HU		27	0	49	-3	22	6	2
MT		40	8	46	-1	8	-4	6
NL		13	-9	70	2	15	6	2
AT		18	-4	66	3	14	1	2
PL		31	4	47	-4	16	-1	6
PT		31	-3	50	-1	10	1	9
RO		25	-2	40	0	29	-1	6
SI		20	-6	52	-1	24	7	4
SK		25	-5	55	15	16	-9	4
FI		20	-5	65	4	13	1	2
SE		19	-5	49	-2	29	7	3
UK		16	-4	32	-6	40	6	12
AL		59	-1	21	-5	20	6	0
MK		33	10	35	0	28	-10	4
ME		38	-2	42	-6	19	8	1
RS		31	0	48	5	19	-4	2
TR		31	-10	26	-4	41	14	2

\*CY(tcc): The situation in the Turkish Cypriot Community in general

**QA2.3** What are your expectations for the next twelve months: will the next twelve months be better, worse or the same, when it comes to...?



































**The economic situation in (OUR COUNTRY) (%)**

		Better		Same		Worse		Don't know
		Aut.2018	Diff. Aut.2018 - Sp.2018	Aut.2018	Diff. Aut.2018 - Sp.2018	Aut.2018	Diff. Aut.2018 - Sp.2018	
EU28		21	-4	47	-1	27	4	5
EURO AREA		21	-6	51	2	24	3	4
NON-EURO AREA		21	-1	40	-5	31	4	8
BE		18	-6	57	5	24	1	1
BG		21	-2	39	-5	28	8	12
CZ		16	-5	54	-6	26	10	4
DK		13	-8	75	9	8	-1	4
DE		11	-7	63	2	24	5	2
EE		27	2	51	-4	14	1	8
IE		38	-6	48	1	10	4	4
EL		18	4	44	1	36	-6	2
ES		24	-1	52	-2	20	2	4
FR		21	-8	40	-2	34	11	5
HR		27	10	41	-7	30	-4	2
IT		31	-4	38	3	27	0	4
CY		25	-11	51	6	22	7	2
CY (tcc)*		23	1	42	-3	30	2	5
LV		23	2	57	-2	14	-1	6
LT		17	-7	62	8	19	0	2
LU		22	4	57	-9	13	2	8
HU		29	1	47	-4	22	5	2
MT		43	8	44	-2	6	-3	7
NL		23	-16	60	8	14	6	3
AT		21	-9	63	9	14	0	2
PL		32	5	46	-5	17	1	5
PT		29	-5	50	-1	11	2	10
RO		20	-3	40	0	33	-1	7
SI		21	-9	51	2	25	8	3
SK		25	-6	52	10	19	-3	4
FI		19	-15	62	8	17	7	2
SE		11	-5	51	-7	34	13	4
UK		17	-2	28	-6	43	5	12
AL		53	1	28	-4	19	3	0
MK		32	10	33	0	31	-9	4
ME		35	-5	41	-5	23	11	1
RS		31	2	44	2	22	-4	3
TR		30	-10	26	-3	42	13	2

\*CY(tcc): The economic situation in the Turkish Cypriot Community



































**QA2.4** What are your expectations for the next twelve months: will the next twelve months be better, worse or the same, when it comes to...?

**The financial situation of your household (%)**

		Better		Same		Worse		Don't know
		Aut.2018	Diff. Aut.2018 - Sp.2018	Aut.2018	Diff. Aut.2018 - Sp.2018	Aut.2018	Diff. Aut.2018 - Sp.2018	Aut.2018
EU28		23	-1	60	-2	14	2	3
EURO AREA		23	-1	62	-1	13	2	2
NON-EURO AREA		24	-1	57	-2	16	3	3
BE		22	0	62	0	15	0	1
BG		21	-1	50	0	20	3	9
CZ		22	1	61	-6	16	6	1
DK		20	-2	75	3	4	0	1
DE		18	-1	72	-1	9	2	1
EE		36	4	54	-5	7	1	3
IE		32	1	60	-2	6	1	2
EL		18	5	55	0	26	-3	1
ES		23	0	67	0	7	-2	3
FR		26	-1	51	0	20	2	3
HR		30	10	57	-5	13	-5	0
IT		26	-2	56	-3	16	5	2
CY		26	-7	61	2	10	4	3
CY (tcc)		38	2	22	-1	32	-2	8
LV		28	-2	61	0	7	0	4
LT		24	-3	62	3	12	2	2
LU		28	2	59	-5	8	2	5
HU		24	-1	57	0	17	2	2
MT		26	0	64	5	5	-2	5
NL		22	0	66	-4	9	3	3
AT		17	1	71	-2	10	1	2
PL		28	2	55	-6	14	5	3
PT		23	-4	63	1	8	1	6
RO		24	-3	44	-5	29	7	3
SI		20	-4	65	0	13	4	2
SK		27	-1	56	3	14	0	3
FI		25	1	70	-1	4	0	1
SE		28	-2	62	0	9	2	1
UK		21	-4	60	2	16	2	3
AL		55	-3	26	-1	18	4	1
MK		35	10	49	-6	14	-4	2
ME		36	-7	48	3	14	4	2
RS		30	-1	53	7	13	-6	4
TR		29	-7	31	-10	37	16	3

**QA2.5** What are your expectations for the next twelve months: will the next twelve months be better, worse or the same, when it comes to...?



































**The employment situation in (OUR COUNTRY) (%)**

		Better		Same		Worse		Don't know
		Aut.2018	Diff. Aut.2018 - Sp.2018	Aut.2018	Diff. Aut.2018 - Sp.2018	Aut.2018	Diff. Aut.2018 - Sp.2018	
EU28		23	-4	48	0	24	4	5
EURO AREA		24	-4	50	1	22	3	4
NON-EURO AREA		22	-1	45	-3	25	3	8
BE		21	-5	56	5	22	0	1
BG		21	0	44	-2	20	4	15
CZ		18	-5	62	-3	14	5	6
DK		22	-5	68	4	6	1	4
DE		14	-6	63	0	19	4	4
EE		26	3	50	-7	13	2	11
IE		40	-8	49	5	7	1	4
EL		18	5	46	-1	34	-4	2
ES		26	-2	51	-3	19	4	4
FR		21	-9	45	4	30	7	4
HR		29	10	40	-8	28	-3	3
IT		33	-3	34	1	30	3	3
CY		27	-9	51	5	18	4	4
CY (tcc)*		21	0	40	-1	31	1	8
LV		21	-2	61	2	11	-1	7
LT		20	-2	63	3	14	0	3
LU		21	-6	54	5	16	0	9
HU		28	1	48	-4	20	4	4
MT		41	4	46	0	4	-2	9
NL		33	-15	54	10	10	4	3
AT		23	-2	57	3	17	-1	3
PL		28	2	49	-5	15	2	8
PT		31	-2	50	-2	10	1	9
RO		22	-1	36	1	34	-3	8
SI		22	-8	50	0	22	7	6
SK		29	-6	52	11	16	-2	3
FI		29	-11	56	6	12	3	3
SE		16	-8	50	-5	29	11	5
UK		18	-3	39	-3	34	7	9
AL		46	-4	31	2	22	2	1
MK		27	7	39	1	28	-8	6
ME		30	-6	47	0	21	6	2
RS		28	-3	42	6	24	-4	6
TR		23	-14	29	1	46	13	2

\*CY(tcc): The employment situation in the Turkish Cypriot Community



































**QA2.6** What are your expectations for the next twelve months: will the next twelve months be better, worse or the same, when it comes to...?

**Your personal job situation (%)**

		Better		Same		Worse		Don't know
		Aut.2018	Diff. Aut.2018 - Sp.2018	Aut.2018	Diff. Aut.2018 - Sp.2018	Aut.2018	Diff. Aut.2018 - Sp.2018	Aut.2018
EU28		22	-2	58	0	8	1	12
EURO AREA		23	-2	57	-1	7	1	13
NON-EURO AREA		21	-2	57	-3	10	2	12
BE		21	0	63	2	9	-1	7
BG		17	1	65	-1	8	-1	10
CZ		17	0	54	-9	9	3	20
DK		19	-2	73	4	2	0	6
DE		19	-2	65	1	5	1	11
EE		27	-1	52	-2	4	1	17
IE		29	-1	61	1	4	1	6
EL		15	4	58	-10	14	1	13
ES		23	0	66	1	6	-1	5
FR		26	-2	49	2	7	1	18
HR		27	9	59	-6	11	-4	3
IT		27	-4	48	-4	12	3	13
CY		23	-5	59	3	7	2	11
CY (tcc)		38	1	24	1	29	-2	9
LV		27	0	58	-3	3	-1	12
LT		21	0	62	1	7	0	10
LU		23	-1	50	-10	7	3	20
HU		22	1	58	2	13	-1	7
MT		22	-6	56	12	1	-2	21
NL		24	2	48	-6	5	2	23
AT		17	-1	67	-2	9	3	7
PL		23	0	59	-2	10	4	8
PT		21	-3	64	1	5	-1	10
RO		22	1	37	-8	25	3	16
SI		18	-2	64	1	10	3	8
SK		24	0	49	1	10	0	17
FI		19	-2	65	1	2	0	14
SE		25	-10	62	6	4	2	9
UK		19	-5	60	-2	7	2	14
AL		46	-3	35	0	17	2	2
MK		28	5	47	-5	14	0	11
ME		30	-6	46	2	13	2	11
RS		21	4	40	2	9	-6	30
TR		26	-11	33	-7	37	18	4

**QA2.7** What are your expectations for the next twelve months: will the next twelve months be better, worse or the same, when it comes to...?

**The economic situation in the EU (%)**



































		Better		Same		Worse		Don't know
		Aut.2018	Diff. Aut.2018 - Sp.2018	Aut.2018	Diff. Aut.2018 - Sp.2018	Aut.2018	Diff. Aut.2018 - Sp.2018	Aut.2018
EU28		<b>18</b>	-3	<b>46</b>	-2	<b>25</b>	6	<b>11</b>
EURO AREA		<b>18</b>	-4	<b>47</b>	-2	<b>25</b>	6	<b>10</b>
NON-EURO AREA		<b>17</b>	-2	<b>43</b>	-3	<b>25</b>	6	<b>15</b>
BE		<b>15</b>	-4	<b>52</b>	0	<b>30</b>	3	<b>3</b>
BG		<b>26</b>	0	<b>37</b>	1	<b>11</b>	1	<b>26</b>
CZ		<b>9</b>	-3	<b>53</b>	-6	<b>23</b>	4	<b>15</b>
DK		<b>9</b>	-2	<b>56</b>	1	<b>21</b>	3	<b>14</b>
DE		<b>8</b>	-8	<b>47</b>	-4	<b>36</b>	10	<b>9</b>
EE		<b>22</b>	-1	<b>47</b>	-3	<b>13</b>	4	<b>18</b>
IE		<b>30</b>	-4	<b>48</b>	0	<b>12</b>	4	<b>10</b>
EL		<b>19</b>	3	<b>53</b>	-3	<b>21</b>	1	<b>7</b>
ES		<b>23</b>	-1	<b>55</b>	-2	<b>14</b>	4	<b>8</b>
FR		<b>19</b>	0	<b>43</b>	-3	<b>23</b>	4	<b>15</b>
HR		<b>32</b>	10	<b>44</b>	-13	<b>14</b>	0	<b>10</b>
IT		<b>28</b>	-4	<b>40</b>	-2	<b>23</b>	6	<b>9</b>
CY		<b>22</b>	-5	<b>52</b>	4	<b>15</b>	4	<b>11</b>
CY (tcc)		<b>37</b>	-1	<b>28</b>	0	<b>23</b>	0	<b>12</b>
LV		<b>25</b>	6	<b>53</b>	-4	<b>8</b>	-1	<b>14</b>
LT		<b>20</b>	-6	<b>64</b>	6	<b>10</b>	3	<b>6</b>
LU		<b>16</b>	-2	<b>38</b>	-6	<b>33</b>	8	<b>13</b>
HU		<b>26</b>	1	<b>49</b>	0	<b>20</b>	3	<b>5</b>
MT		<b>23</b>	5	<b>43</b>	1	<b>12</b>	-3	<b>22</b>
NL		<b>10</b>	-11	<b>44</b>	-2	<b>37</b>	13	<b>9</b>
AT		<b>16</b>	-6	<b>58</b>	7	<b>21</b>	-1	<b>5</b>
PL		<b>23</b>	2	<b>51</b>	-6	<b>15</b>	4	<b>11</b>
PT		<b>30</b>	0	<b>49</b>	-4	<b>9</b>	2	<b>12</b>
RO		<b>23</b>	-8	<b>34</b>	-2	<b>29</b>	4	<b>14</b>
SI		<b>20</b>	-7	<b>52</b>	-1	<b>22</b>	8	<b>6</b>
SK		<b>23</b>	-4	<b>53</b>	7	<b>17</b>	-1	<b>7</b>
FI		<b>9</b>	-7	<b>54</b>	-2	<b>28</b>	11	<b>9</b>
SE		<b>7</b>	-4	<b>39</b>	-5	<b>42</b>	9	<b>12</b>
UK		<b>11</b>	-3	<b>39</b>	-1	<b>30</b>	7	<b>20</b>
AL		<b>60</b>	1	<b>21</b>	-4	<b>17</b>	2	<b>2</b>
MK		<b>50</b>	8	<b>26</b>	-4	<b>11</b>	-2	<b>13</b>
ME		<b>32</b>	-7	<b>46</b>	7	<b>15</b>	4	<b>7</b>
RS		<b>29</b>	0	<b>38</b>	4	<b>16</b>	-2	<b>17</b>
TR		<b>34</b>	-4	<b>24</b>	-6	<b>32</b>	10	<b>10</b>



## QA3 What do you think are the two most important issues facing (OUR COUNTRY) at the moment?

(%)

(MAX. 2 ANSWERS)



































		Crime		Economic situation		Rising prices/ inflation/ cost of living		Taxation	
		Aut.2018	Diff. Aut.2018 - Sp.2018	Aut.2018	Diff. Aut.2018 - Sp.2018	Aut.2018	Diff. Aut.2018 - Sp.2018	Aut.2018	Diff. Aut.2018 - Sp.2018
EU28		12	1	15	0	21	4	8	1
EURO AREA		10	-1	15	0	18	5	9	1
NON-EURO AREA		17	6	16	2	29	3	6	0
BE		12	-2	9	-2	21	2	10	0
BG		15	-4	26	-3	48	13	5	2
CZ		11	-1	10	1	41	6	5	-3
DK		17	3	6	1	5	-2	13	5
DE		13	-4	3	0	14	4	4	1
EE		3	0	13	-5	44	6	21	-7
IE		15	3	7	-1	20	0	6	0
EL		7	-1	41	-4	6	-3	17	0
ES		6	-2	25	0	10	0	8	3
FR		11	1	12	1	31	14	8	2
HR		17	5	28	0	27	-1	6	-1
IT		8	-1	24	-1	11	1	15	-2
CY		10	2	39	-10	23	8	6	1
CY (tcc)*		18	-2	28	-4	36	0	7	-1
LV		3	0	18	-1	25	-6	23	-5
LT		5	0	15	-2	56	-7	21	1
LU		6	1	4	2	29	3	8	2
HU		7	0	16	-1	29	7	5	0
MT		19	-11	2	-3	19	2	2	-1
NL		9	1	5	-4	11	4	3	-1
AT		12	-5	12	1	22	1	6	0
PL		6	1	11	0	42	7	10	1
PT		4	0	16	-6	32	12	17	9
RO		16	4	27	2	32	-1	8	-5
SI		5	-5	19	-4	11	3	18	7
SK		9	-7	15	-5	37	7	6	-1
FI		3	-1	14	0	10	2	7	2
SE		21	-2	10	4	3	1	4	1
UK		27	15	17	4	20	-1	4	1
AL		18	0	33	-3	22	2	6	1
MK		17	1	35	1	23	0	3	1
ME		24	1	21	-7	19	-6	5	1
RS		24	3	38	0	24	2	4	0
TR		9	-1	36	13	31	7	6	0

\*CY(tcc): What do you think are the two most important issues facing our Community at the moment?

## QA3 What do you think are the two most important issues facing (OUR COUNTRY) at the moment?

(%)

(MAX. 2 ANSWERS)



































		Unemployment		Terrorism		Housing		Government debt	
		Aut.2018	Diff. Aut.2018 - Sp.2018	Aut.2018	Diff. Aut.2018 - Sp.2018	Aut.2018	Diff. Aut.2018 - Sp.2018	Aut.2018	Diff. Aut.2018 - Sp.2018
EU28		23	-2	8	-2	11	0	10	1
EURO AREA		30	-1	9	-1	12	2	10	1
NON-EURO AREA		11	-1	7	-3	10	-2	10	1
BE		13	-5	9	-4	8	2	16	3
BG		15	-5	2	-1	1	-1	3	-1
CZ		4	0	5	0	14	0	18	2
DK		5	1	8	-3	2	-2	3	1
DE		6	-2	10	-2	27	7	5	1
EE		15	0	1	-1	1	0	1	-1
IE		13	-1	3	1	60	4	5	0
EL		52	-2	1	-1	0	0	28	-1
ES		52	0	4	-3	7	4	10	3
FR		38	-2	18	-4	7	0	8	-3
HR		43	-8	2	1	2	-1	17	-2
IT		49	1	6	1	3	1	16	2
CY		32	-8	2	0	5	1	7	-3
CY (tcc)*		26	-3	4	0	5	0	N.A	N.A
LV		19	-3	1	0	5	3	5	0
LT		18	-7	0	-1	3	1	5	2
LU		12	-2	4	1	56	-2	2	-1
HU		11	-3	6	-1	9	3	10	2
MT		1	-1	2	-1	29	9	1	-2
NL		2	-2	10	1	19	2	1	0
AT		19	2	7	0	11	-1	9	-2
PL		9	-1	5	1	8	0	13	-1
PT		27	-5	1	-2	6	3	15	-1
RO		13	-1	3	0	7	1	11	3
SI		22	-1	1	-1	6	3	12	-4
SK		17	2	3	0	7	-1	7	-2
FI		20	-6	4	-2	3	-1	16	2
SE		4	-5	2	-1	11	1	1	0
UK		11	-1	11	-9	14	-8	7	0
AL		28	-6	3	-1	4	-1	7	2
MK		35	-6	2	-1	1	0	11	1
ME		44	-12	4	2	7	2	23	4
RS		41	-2	1	0	2	-1	11	-2
TR		28	2	23	-32	3	1	8	3

\*CY(tcc): What do you think are the two most important issues facing our Community at the moment?

## QA3 What do you think are the two most important issues facing (OUR COUNTRY) at the moment?

(%)

(MAX. 2 ANSWERS)



































		Cyprus issue		Immigration		Health and social security		The education system	
		Aut.2018	Diff. Aut.2018 - Sp.2018	Aut.2018	Diff. Aut.2018 - Sp.2018	Aut.2018	Diff. Aut.2018 - Sp.2018	Aut.2018	Diff. Aut.2018 - Sp.2018
EU28		N.A	N.A	21	0	20	-3	11	-1
EURO AREA		N.A	N.A	25	1	15	-3	11	-1
NON-EURO AREA		N.A	N.A	13	-1	31	-2	11	-1
BE		N.A	N.A	29	3	16	3	11	1
BG		N.A	N.A	7	-3	32	4	8	-1
CZ		N.A	N.A	16	-1	16	-2	8	-2
DK		N.A	N.A	30	-4	35	1	16	-6
DE		N.A	N.A	36	-2	15	-8	18	-4
EE		N.A	N.A	12	2	35	4	11	2
IE		N.A	N.A	5	-2	40	-1	4	-1
EL		N.A	N.A	22	9	9	1	5	1
ES		N.A	N.A	19	13	11	1	8	2
FR		N.A	N.A	15	-2	7	-7	11	0
HR		N.A	N.A	11	4	16	6	6	-1
IT		N.A	N.A	32	-3	8	1	3	-1
CY		N.A	N.A	12	1	22	7	13	3
CY (tcc)*		19	2	3	-1	14	-1	13	2
LV		N.A	N.A	7	0	42	5	12	-1
LT		N.A	N.A	11	0	19	5	14	3
LU		N.A	N.A	14	-2	9	1	18	-3
HU		N.A	N.A	21	-3	40	-6	12	-1
MT		N.A	N.A	50	11	6	-2	7	1
NL		N.A	N.A	27	6	44	-5	16	-6
AT		N.A	N.A	26	-3	22	0	17	-2
PL		N.A	N.A	9	1	30	-8	5	-2
PT		N.A	N.A	3	1	33	7	9	2
RO		N.A	N.A	5	1	23	-3	14	1
SI		N.A	N.A	24	18	31	-8	3	-3
SK		N.A	N.A	9	0	34	0	11	3
FI		N.A	N.A	15	-7	45	-2	18	4
SE		N.A	N.A	20	-5	47	-1	26	-8
UK		N.A	N.A	14	-3	32	-1	12	0
AL		N.A	N.A	14	3	18	-4	8	-4
MK		N.A	N.A	23	5	14	1	5	0
ME		N.A	N.A	5	3	13	3	10	3
RS		N.A	N.A	4	-2	12	-1	6	0
TR		N.A	N.A	9	-1	5	0	12	2

\*CY(tcc): What do you think are the two most important issues facing our Community at the moment?

## QA3 What do you think are the two most important issues facing (OUR COUNTRY) at the moment?

(%)

(MAX. 2 ANSWERS)


































		Pensions		The environment, climate and energy issues		Other (SPONTA-NEOUS)		None (SPONTA-NEOUS)		Don't know
		Aut.2018	Diff. Aut.2018 - Sp.2018	Aut.2018	Diff. Aut.2018 - Sp.2018	Aut.2018	Diff. Aut.2018 - Sp.2018	Aut.2018	Diff. Aut.2018 - Sp.2018	
EU28		15	-2	14	4	2	0	0	-1	1
EURO AREA		16	-2	15	5	1	-1	0	-1	0
NON-EURO AREA		13	0	12	3	2	-1	0	0	1
BE		20	-4	25	7	0	-1	0	0	0
BG		15	-2	3	-1	2	0	0	0	2
CZ		24	-5	9	1	3	1	1	0	0
DK		7	-2	37	8	5	1	0	-1	1
DE		18	2	22	8	2	0	1	0	1
EE		19	0	9	2	4	1	1	1	1
IE		5	-1	9	2	2	0	0	0	1
EL		9	1	1	1	1	-1	0	0	0
ES		21	-20	3	1	4	1	1	-2	1
FR		14	-1	16	3	0	-1	0	0	0
HR		15	5	3	0	0	0	0	0	0
IT		14	0	7	3	0	0	0	0	0
CY		7	0	6	4	12	-5	0	0	0
CY (tcc)*		4	-1	3	1	1	0	0	0	0
LV		24	4	2	0	2	0	1	1	2
LT		19	3	3	2	3	0	0	0	0
LU		6	0	18	6	4	1	1	0	0
HU		16	2	7	2	1	0	0	0	1
MT		8	1	28	7	8	-2	0	-1	3
NL		9	2	41	5	1	0	0	0	0
AT		16	2	14	5	2	0	0	0	0
PL		21	0	9	0	2	1	1	1	2
PT		19	4	3	-6	6	-8	0	0	1
RO		17	2	5	-1	2	1	0	0	1
SI		18	-3	7	4	5	-3	1	0	2
SK		17	3	9	4	3	-5	0	0	2
FI		11	0	32	12	1	0	0	0	0
SE		6	-1	39	15	3	1	0	0	0
UK		5	0	11	2	1	-4	0	0	2
AL		4	-1	9	2	0	0	0	0	0
MK		6	0	7	2	2	-2	0	0	0
ME		8	2	7	4	0	0	0	0	1
RS		8	-1	2	-2	4	0	1	1	1
TR		6	0	3	1	0	0	0	0	0

\*CY(tcc): What do you think are the two most important issues facing our Community at the moment?

## QA4 And personally, what are the two most important issues you are facing at the moment?

(%)


































(MAX. 2 ANSWERS)

		Crime		The economic situation in (OUR COUNTRY)		Rising prices/ inflation/ cost of living		Taxation	
		Aut.2018	Diff. Aut.2018 - Sp.2018	Aut.2018	Diff. Aut.2018 - Sp.2018	Aut.2018	Diff. Aut.2018 - Sp.2018	Aut.2018	Diff. Aut.2018 - Sp.2018
EU28		6	0	8	0	32	3	12	0
EURO AREA		6	0	7	0	31	4	14	0
NON-EURO AREA		7	1	10	1	33	-1	7	0
BE		9	-3	6	0	37	1	15	2
BG		5	-4	13	0	47	14	4	-1
CZ		5	1	3	0	43	-1	5	-2
DK		5	-1	3	1	10	-1	4	1
DE		6	1	2	-1	26	5	7	0
EE		2	1	6	-1	46	10	16	0
IE		7	0	8	2	43	3	13	2
EL		4	-1	12	-5	28	1	26	-4
ES		2	-2	13	-1	27	4	17	3
FR		9	2	7	2	47	7	12	-3
HR		2	0	11	-4	35	-5	6	2
IT		6	0	11	2	23	0	23	-3
CY		3	0	19	1	32	8	6	3
CY (tcc)		7	0	12	-4	24	-10	27	20
LV		1	0	10	0	38	-6	18	-1
LT		1	-1	6	-1	64	-4	24	3
LU		6	-1	2	-1	29	-6	9	0
HU		4	0	7	-1	32	2	7	1
MT		10	-3	1	-3	34	11	4	-1
NL		4	1	5	0	22	6	6	0
AT		9	2	5	0	30	-6	6	1
PL		3	0	5	-2	40	3	9	1
PT		1	0	5	-3	42	4	18	1
RO		5	0	12	-2	35	4	8	-4
SI		1	-1	6	0	16	-2	10	1
SK		2	0	8	0	38	0	4	-2
FI		2	0	12	3	16	4	7	0
SE		11	-2	6	0	6	-2	5	-1
UK		10	3	14	4	31	-5	7	1
AL		5	1	11	1	41	1	5	0
MK		6	0	18	-3	26	3	3	0
ME		13	3	17	-7	28	-2	3	0
RS		5	0	13	1	31	5	4	1
TR		7	0	18	6	29	-1	7	2

## QA4 And personally, what are the two most important issues you are facing at the moment?

(%)


































(MAX. 2 ANSWERS)

		Unemployment		Terrorism		Cyprus issue		Housing	
		Aut.2018	Diff. Aut.2018 - Sp.2018	Aut.2018	Diff. Aut.2018 - Sp.2018	Aut.2018	Diff. Aut.2018 - Sp.2018	Aut.2018	Diff. Aut.2018 - Sp.2018
EU28		10	0	3	0	N.A	N.A	7	1
EURO AREA		12	0	2	-1	N.A	N.A	7	1
NON-EURO AREA		6	-1	3	0	N.A	N.A	7	0
BE		6	-1	5	0	N.A	N.A	5	-1
BG		8	0	1	-1	N.A	N.A	2	0
CZ		2	-1	2	1	N.A	N.A	14	1
DK		6	0	3	0	N.A	N.A	8	2
DE		4	-1	1	-2	N.A	N.A	10	3
EE		5	0	0	-1	N.A	N.A	3	0
IE		9	-2	2	0	N.A	N.A	14	-5
EL		19	2	1	0	N.A	N.A	1	1
ES		21	-5	2	0	N.A	N.A	6	1
FR		11	-1	4	-1	N.A	N.A	7	1
HR		10	-1	1	1	N.A	N.A	6	1
IT		19	2	4	0	N.A	N.A	3	0
CY		18	2	0	-2	N.A	N.A	7	1
CY (tcc)		17	-1	4	0	10	-2	6	-1
LV		8	-1	0	0	N.A	N.A	7	1
LT		7	0	0	0	N.A	N.A	6	1
LU		7	1	2	0	N.A	N.A	19	-6
HU		5	-2	3	0	N.A	N.A	9	1
MT		1	0	2	-1	N.A	N.A	9	2
NL		4	-1	3	1	N.A	N.A	7	-1
AT		7	0	4	1	N.A	N.A	11	1
PL		6	1	3	0	N.A	N.A	5	-1
PT		12	1	0	-1	N.A	N.A	3	0
RO		6	0	2	0	N.A	N.A	6	0
SI		8	0	1	1	N.A	N.A	4	-3
SK		6	1	2	1	N.A	N.A	8	-2
FI		6	-1	1	-1	N.A	N.A	12	1
SE		4	-1	1	-2	N.A	N.A	10	-1
UK		8	0	4	-1	N.A	N.A	8	0
AL		15	-1	1	0	N.A	N.A	3	0
MK		23	1	1	0	N.A	N.A	1	-2
ME		25	-7	3	2	N.A	N.A	8	0
RS		16	-4	1	0	N.A	N.A	4	-1
TR		19	0	16	-5	N.A	N.A	2	1

## QA4 And personally, what are the two most important issues you are facing at the moment?

(%)


































(MAX. 2 ANSWERS)

		The financial situation of your household		Immigration		Health and social security		The education system	
		Aut.2018	Diff. Aut.2018 - Sp.2018	Aut.2018	Diff. Aut.2018 - Sp.2018	Aut.2018	Diff. Aut.2018 - Sp.2018	Aut.2018	Diff. Aut.2018 - Sp.2018
EU28		13	-1	6	0	17	-1	10	0
EURO AREA		12	-1	7	1	14	-1	10	-1
NON-EURO AREA		15	-1	4	0	22	-1	10	2
BE		14	-4	11	2	14	0	10	0
BG		20	-5	2	0	23	2	7	2
CZ		15	0	5	2	17	1	6	0
DK		7	0	6	-2	17	2	9	-2
DE		8	0	8	0	14	-4	11	-5
EE		15	-2	2	1	29	2	7	-4
IE		12	1	3	0	24	-1	9	-1
EL		29	-1	4	2	14	1	10	2
ES		9	-2	4	2	12	1	9	0
FR		17	1	3	-2	8	-3	8	0
HR		29	3	2	1	16	3	7	2
IT		11	1	13	1	14	2	6	-2
CY		29	1	6	2	14	-4	13	3
CY (tcc)		5	-1	8	-1	12	-1	5	-2
LV		12	-2	1	1	30	1	10	3
LT		10	-5	2	0	17	2	7	-2
LU		8	0	4	1	10	2	18	2
HU		22	-1	6	-1	23	-2	7	1
MT		5	-1	15	4	7	-6	6	0
NL		14	1	4	1	32	-1	23	1
AT		12	-3	10	3	18	1	13	3
PL		15	-1	3	0	19	-5	5	1
PT		10	0	1	0	18	2	7	0
RO		15	0	3	-1	22	0	9	2
SI		15	-2	3	2	16	-3	8	0
SK		15	-2	2	0	22	1	6	0
FI		22	-1	3	-2	40	-3	15	0
SE		10	-4	8	-2	46	1	20	3
UK		14	0	6	2	21	-1	14	3
AL		19	-1	7	0	17	-4	8	-3
MK		20	-2	14	6	15	4	5	0
ME		12	-6	4	3	14	5	10	3
RS		24	-6	1	-1	14	0	8	1
TR		11	2	7	-3	5	-3	12	1

## QA4 And personally, what are the two most important issues you are facing at the moment?

(%)

(MAX. 2 ANSWERS)



































		The environment, climate and energy issues		Pensions		Working conditions		Living conditions	
		Aut.2018	Diff. Aut.2018 - Sp.2018	Aut.2018	Diff. Aut.2018 - Sp.2018	Aut.2018	Diff. Aut.2018 - Sp.2018	Aut.2018	Diff. Aut.2018 - Sp.2018
EU28		10	1	16	0	9	0	8	-1
EURO AREA		11	2	16	-1	9	0	8	0
NON-EURO AREA		9	1	15	0	7	-1	9	0
BE		17	2	16	0	9	1	8	0
BG		2	-2	19	-2	9	0	14	-2
CZ		6	-1	16	-1	11	1	6	0
DK		18	5	10	2	7	-3	5	2
DE		13	1	17	3	6	0	5	-1
EE		5	0	19	0	6	-1	8	-1
IE		10	1	9	0	6	1	4	-1
EL		3	2	20	-5	9	1	12	2
ES		6	2	20	-4	11	-1	7	-1
FR		12	1	16	-2	10	2	8	0
HR		5	3	18	0	13	3	14	-4
IT		7	2	14	-2	11	-2	11	0
CY		4	1	9	0	11	-1	6	1
CY (tcc)		7	-1	N.A	N.A	9	1	13	1
LV		3	1	15	-3	8	3	7	-1
LT		2	1	17	0	6	1	6	1
LU		17	8	7	2	8	-1	5	1
HU		6	2	18	2	13	1	16	1
MT		27	10	14	0	5	-4	6	1
NL		28	0	17	1	9	0	6	-1
AT		8	0	15	0	10	-2	14	0
PL		4	0	18	2	9	-2	14	3
PT		1	-3	19	5	12	-2	9	-3
RO		6	2	17	2	11	0	19	1
SI		6	2	20	2	15	-1	22	4
SK		7	1	15	2	9	-2	10	0
FI		29	11	15	-1	7	-3	10	-3
SE		37	13	13	-1	7	-2	10	2
UK		10	1	11	-2	3	-1	2	-2
AL		4	-2	9	1	9	-4	15	-3
MK		7	2	8	1	13	1	19	0
ME		10	5	11	0	11	3	10	-1
RS		3	-1	16	1	12	-1	20	-2
TR		4	1	7	-2	10	-2	23	1



**QA4** And personally, what are the two most important issues you are facing at the moment?

(%)






























(MAX. 2 ANSWERS)

		Other (SPONTANEOUS)		None (SPONTANEOUS)		Don't know
		Aut.2018	Diff. Aut.2018 - Sp.2018	Aut.2018	Diff. Aut.2018 - Sp.2018	
EU28		2	0	7	-1	1
EURO AREA		2	0	8	0	1
NON-EURO AREA		2	0	6	-1	2
BE		2	1	2	0	0
BG		1	0	2	-1	2
CZ		4	0	7	0	1
DK		11	1	22	-3	3
DE		1	0	17	0	1
EE		2	0	5	-2	2
IE		1	-2	6	2	1
EL		1	-1	1	0	0
ES		1	-1	8	2	1
FR		2	0	4	-1	1
HR		1	0	3	1	0
IT		3	1	5	0	0
CY		4	-5	5	-4	0
CY (tcc)		1	0	2	0	2
LV		2	0	8	2	1
LT		3	2	3	0	0
LU		6	-2	9	1	1
HU		1	-1	4	-1	1
MT		6	-1	12	3	2
NL		2	0	3	0	0
AT		5	0	7	0	0
PL		1	-1	8	1	2
PT		3	-1	10	1	1
RO		1	0	2	0	1
SI		3	-1	9	1	0
SK		3	-5	8	3	3
FI		0	-1	0	-1	0
SE		1	-1	1	1	0
UK		2	0	8	-2	2
AL		0	0	0	0	0
MK		1	-1	2	-1	1
ME		1	0	1	-3	3
RS		2	1	3	1	2
TR		0	-2	0	-1	1

**QA5** What do you think are the two most important issues facing the EU at the moment?

(%)






























(MAX. 2 ANSWERS)

		Crime		Economic situation		Rising prices/ inflation/ cost of living		Taxation	
		Aut.2018	Diff. Aut.2018 - Sp.2018	Aut.2018	Diff. Aut.2018 - Sp.2018	Aut.2018	Diff. Aut.2018 - Sp.2018	Aut.2018	Diff. Aut.2018 - Sp.2018
EU28		9	-1	18	0	9	0	4	0
EURO AREA		9	-1	19	0	10	1	4	0
NON-EURO AREA		9	0	17	1	9	-1	4	1
BE		10	-3	12	-7	15	3	4	0
BG		11	0	13	1	14	6	2	0
CZ		10	-3	8	-3	8	1	2	-1
DK		11	3	14	-1	4	2	2	1
DE		11	-1	13	0	6	-1	1	-1
EE		6	0	12	-1	8	1	3	1
IE		9	-2	14	0	16	1	4	-1
EL		12	-2	27	-3	5	1	6	2
ES		6	1	25	0	8	0	5	-1
FR		9	0	17	0	16	3	2	0
HR		14	1	15	-7	12	1	3	0
IT		9	-3	27	3	10	1	10	1
CY		19	7	22	-4	9	2	2	0
LV		10	2	15	-1	11	3	6	1
LT		10	-3	14	0	16	2	7	2
LU		12	-3	10	-4	12	2	2	0
HU		12	0	13	-3	8	1	3	1
MT		18	5	10	2	4	2	1	-2
NL		5	2	15	1	2	-2	1	-1
AT		11	-3	14	-1	14	0	5	0
PL		9	-1	13	2	11	0	5	2
PT		6	1	16	-1	8	1	4	0
RO		15	4	16	3	13	0	6	-2
SI		9	-6	13	-2	7	2	7	3
SK		12	-4	12	-2	14	0	3	0
FI		6	-1	16	-1	6	1	2	-1
SE		8	0	16	-2	2	-1	1	0
UK		7	1	24	3	7	-3	4	2

**QA5** What do you think are the two most important issues facing the EU at the moment?

(%)






























(MAX. 2 ANSWERS)

		Unemployment		Terrorism		EU's influence in the world		The state of Member States' public finances	
		Aut.2018	Diff. Aut.2018 - Sp.2018	Aut.2018	Diff. Aut.2018 - Sp.2018	Aut.2018	Diff. Aut.2018 - Sp.2018	Aut.2018	Diff. Aut.2018 - Sp.2018
EU28		13	-1	20	-9	11	0	19	2
EURO AREA		16	-1	18	-8	11	0	20	1
NON-EURO AREA		9	2	25	-8	12	0	16	3
BE		8	-4	18	-6	9	-2	17	2
BG		5	0	33	-9	9	0	10	1
CZ		4	2	42	-5	9	-2	16	0
DK		7	-3	19	-6	15	1	12	2
DE		8	-7	13	-11	14	-1	30	6
EE		4	-1	25	-10	11	-1	14	1
IE		13	0	27	-13	11	1	13	2
EL		17	3	24	-5	13	-6	26	-1
ES		19	-3	20	-10	9	2	16	-1
FR		14	-1	22	-5	10	1	13	-2
HR		10	-1	32	-6	10	-2	19	-2
IT		34	6	15	-7	5	0	14	-1
CY		20	2	26	-18	2	-2	15	4
LV		6	-2	26	-15	9	-1	16	1
LT		7	1	35	-14	8	2	11	0
LU		14	-3	18	-16	8	-2	20	3
HU		7	1	29	-9	10	0	16	1
MT		7	1	27	-4	4	1	11	5
NL		2	-4	18	-3	17	-7	34	0
AT		12	-2	10	-10	15	-1	28	6
PL		6	2	30	-12	9	3	12	-1
PT		11	-6	35	-3	6	1	21	-1
RO		7	-1	24	-6	8	-1	14	0
SI		11	2	20	-7	9	-1	11	0
SK		6	2	23	-7	12	5	18	-3
FI		6	-2	23	-9	15	-1	29	7
SE		6	-2	11	-13	17	-1	16	0
UK		13	4	19	-6	17	0	19	6

## QA5 What do you think are the two most important issues facing the EU at the moment?

(%)






























(MAX. 2 ANSWERS)

		Immigration		Pensions		The environment		Energy supply	
		Aut.2018	Diff. Aut.2018 - Sp.2018	Aut.2018	Diff. Aut.2018 - Sp.2018	Aut.2018	Diff. Aut.2018 - Sp.2018	Aut.2018	Diff. Aut.2018 - Sp.2018
EU28		40	2	5	1	9	1	4	0
EURO AREA		41	3	5	0	10	2	4	0
NON-EURO AREA		38	0	4	1	9	1	4	0
BE		42	0	9	2	14	1	10	3
BG		51	5	3	-1	3	-2	3	-1
CZ		58	0	5	2	9	2	4	2
DK		48	-6	1	0	15	1	3	1
DE		45	3	4	1	9	2	6	1
EE		65	3	3	2	6	2	5	2
IE		32	2	3	0	13	3	5	0
EL		44	7	3	2	5	2	5	1
ES		38	11	6	-1	9	3	3	1
FR		33	-6	6	-1	15	3	4	1
HR		48	22	3	1	2	-2	6	0
IT		41	0	6	-1	5	0	3	-3
CY		52	11	2	1	5	2	1	-1
LV		47	0	4	1	5	2	4	1
LT		42	7	2	0	3	1	3	0
LU		41	6	6	3	15	8	4	-1
HU		54	-2	6	2	4	1	7	2
MT		61	6	1	-1	11	2	2	0
NL		49	4	1	0	12	1	4	-1
AT		38	0	7	0	14	4	6	1
PL		43	-2	6	2	9	1	5	0
PT		30	14	2	-2	3	-1	1	-1
RO		25	-4	6	2	10	2	8	1
SI		58	17	5	2	8	1	3	-2
SK		48	4	5	2	13	5	4	1
FI		38	-2	2	0	13	3	3	-1
SE		38	-4	1	-1	22	3	7	1
UK		31	2	2	0	7	1	2	-1






**QA5** What do you think are the two most important issues facing the EU at the moment?

(%)

(MAX. 2 ANSWERS)

		Climate change		Other (SPONTANEOUS)		None (SPONTANEOUS)		Don't know
		Aut.2018	Diff. Aut.2018 - Sp.2018	Aut.2018	Diff. Aut.2018 - Sp.2018	Aut.2018	Diff. Aut.2018 - Sp.2018	Aut.2018
EU28		16	5	2	0	1	0	4
EURO AREA		17	6	2	0	1	0	3
NON-EURO AREA		14	4	2	0	1	0	7
BE		26	9	1	0	0	0	0
BG		8	2	1	0	1	1	9
CZ		8	3	1	0	0	0	2
DK		31	7	5	-1	1	1	2
DE		21	9	2	0	1	-1	2
EE		8	3	2	0	1	1	6
IE		27	12	2	0	0	0	3
EL		4	2	1	-1	1	1	2
ES		10	4	2	1	2	1	5
FR		22	6	2	1	1	1	5
HR		9	-1	1	1	0	-1	4
IT		11	5	0	0	0	0	1
CY		12	3	0	-1	0	-1	4
LV		9	2	2	0	1	1	9
LT		11	2	2	0	1	1	6
LU		19	6	4	1	1	0	1
HU		13	4	1	0	0	0	3
MT		7	-1	5	1	1	-2	11
NL		31	9	3	0	0	0	2
AT		19	4	3	1	0	0	0
PL		9	3	1	0	2	1	7
PT		8	-1	10	-2	0	-1	11
RO		12	-1	1	0	1	1	8
SI		12	1	2	-2	1	0	4
SK		12	5	1	-1	0	0	3
FI		36	11	1	0	0	0	1
SE		46	17	3	1	0	0	2
UK		14	4	3	-1	1	-1	9

**QA6** Generally speaking, do you think that (OUR COUNTRY)'s membership of the EU would be...?  
(%)  
(*'SENSITIVE QUESTION'*)






	A good thing		A bad thing		Neither good nor bad		Refusal (SPONTANEOUS)		Don't know
	Aut.2018	Diff. Aut.2018 - Sp.2018	Aut.2018	Diff. Aut.2018 - Sp.2018	Aut.2018	Diff. Aut.2018 - Sp.2018	Aut.2018	Diff. Aut.2018 - Sp.2018	
CY (tcc)*	<b>51</b>	6	<b>19</b>	-4	<b>18</b>	-4	<b>4</b>	4	<b>8</b>
AL 	<b>93</b>	3	<b>1</b>	-2	<b>6</b>	-1	<b>0</b>	0	<b>0</b>
MK 	<b>58</b>	6	<b>13</b>	-6	<b>28</b>	0	<b>0</b>	0	<b>1</b>
ME 	<b>45</b>	-11	<b>19</b>	3	<b>30</b>	4	<b>0</b>	0	<b>6</b>
RS 	<b>42</b>	2	<b>22</b>	-3	<b>28</b>	-1	<b>0</b>	0	<b>8</b>
TR 	<b>35</b>	6	<b>28</b>	-1	<b>34</b>	0	<b>1</b>	1	<b>2</b>

\*CY(tcc): Generally speaking, do you think that for the Turkish Cypriot Community the full application of EU legislation would be...?

**QA7** Taking everything into account, would you say that (OUR COUNTRY) would benefit or not from being a member of the EU?

(%)


































('SENSITIVE QUESTION')

	Would benefit		Would not benefit		Refusal (SPONTANEOUS)		Don't know
	Aut.2018	Diff. Aut.2018 - Sp.2018	Aut.2018	Diff. Aut.2018 - Sp.2018	Aut.2018	Diff. Aut.2018 - Sp.2018	
CY (tcc)*	<b>59</b>	5	<b>26</b>	-8	<b>6</b>	6	<b>9</b>
AL 	<b>95</b>	1	<b>2</b>	-3	<b>1</b>	1	<b>2</b>
MK 	<b>71</b>	6	<b>23</b>	-7	<b>1</b>	1	<b>5</b>
ME 	<b>61</b>	-7	<b>26</b>	2	<b>1</b>	1	<b>12</b>
RS 	<b>56</b>	0	<b>29</b>	-3	<b>1</b>	1	<b>14</b>
TR 	<b>49</b>	7	<b>45</b>	-1	<b>1</b>	1	<b>5</b>

\*CY(tcc): Taking everything into consideration, would you say that the Turkish Cypriot Community would benefit or not from the full application of the EU legislation?

**QA8.1** I would like to ask you a question about how much trust you have in certain media and institutions. For each of the following media and institutions, please tell me if you tend to trust it or tend not to trust it.


































**The written press (%)**

		Tend to trust		Tend not to trust		Don't know
		Aut.2018	Diff. Aut.2018 - Aut.2017	Aut.2018	Diff. Aut.2018 - Aut.2017	
EU28		47	0	46	-1	7
EURO AREA		51	0	43	0	6
NON-EURO AREA		39	2	52	-3	9
BE		64	5	33	-4	3
BG		32	-5	51	1	17
CZ		48	0	47	1	5
DK		63	-2	30	1	7
DE		57	1	38	-3	5
EE		55	3	33	-2	12
IE		47	-3	48	3	5
EL		27	-6	70	6	3
ES		36	-4	55	1	9
FR		50	0	43	-1	7
HR		41	-6	54	8	5
IT		48	0	47	3	5
CY		34	-5	51	-1	15
CY (tcc)		44	-13	48	7	8
LV		36	-5	51	6	13
LT		46	-2	45	2	9
LU		63	4	26	-7	11
HU		42	-1	52	2	6
MT		32	1	45	3	23
NL		76	5	21	-4	3
AT		60	-1	37	1	3
PL		42	3	46	1	12
PT		61	0	34	1	5
RO		45	-1	47	2	8
SI		41	0	55	0	4
SK		51	2	41	-3	8
FI		69	2	28	-1	3
SE		70	8	25	-11	5
UK		28	5	64	-9	8
AL		64	-6	35	5	1
MK		25	1	57	-6	18
ME		47	4	44	-5	9
RS		28	3	62	-4	10
TR		42	-5	55	3	3




































**QA8.2** I would like to ask you a question about how much trust you have in certain media and institutions. For each of the following media and institutions, please tell me if you tend to trust it or tend not to trust it.

**Radio (%)**

		Tend to trust		Tend not to trust		Don't know
		Aut.2018	Diff. Aut.2018 - Aut.2017	Aut.2018	Diff. Aut.2018 - Aut.2017	
EU28		59	0	34	0	7
EURO AREA		60	-1	33	0	7
NON-EURO AREA		56	2	35	-1	9
BE		71	0	27	0	2
BG		45	-5	37	-1	18
CZ		62	-2	33	3	5
DK		80	-2	15	2	5
DE		71	0	24	-1	5
EE		66	-1	22	-1	12
IE		68	-3	28	3	4
EL		33	-11	64	11	3
ES		49	-3	42	0	9
FR		56	0	37	0	7
HR		50	-3	45	4	5
IT		52	1	40	2	8
CY		49	-5	44	2	7
CY (tcc)		38	-21	48	10	14
LV		62	2	26	0	12
LT		58	-2	32	1	10
LU		68	5	20	-9	12
HU		47	-2	48	4	5
MT		47	10	36	-3	17
NL		78	2	15	-2	7
AT		66	-2	31	3	3
PL		56	2	36	2	8
PT		68	-2	27	3	5
RO		51	-2	43	5	6
SI		52	-1	44	1	4
SK		61	0	32	-2	7
FI		78	-1	16	1	6
SE		83	-1	13	1	4
UK		53	5	36	-5	11
AL		60	-11	36	7	4
MK		24	-4	53	-4	23
ME		51	1	41	3	8
RS		33	4	49	-5	18
TR		35	-10	62	10	3


































**QA8.3** I would like to ask you a question about how much trust you have in certain media and institutions. For each of the following media and institutions, please tell me if you tend to trust it or tend not to trust it.

**Television (%)**

		Tend to trust		Tend not to trust		Don't know
		Aut.2018	Diff. Aut.2018 - Aut.2017	Aut.2018	Diff. Aut.2018 - Aut.2017	
EU28		50	-1	46	1	4
EURO AREA		49	-2	47	1	4
NON-EURO AREA		51	0	43	-1	6
BE		69	3	30	-3	1
BG		56	-5	37	3	7
CZ		52	-4	46	4	2
DK		75	-2	22	3	3
DE		63	0	34	0	3
EE		65	-1	28	2	7
IE		62	-1	34	1	4
EL		18	-4	82	4	0
ES		29	-7	68	6	3
FR		33	-3	63	3	4
HR		50	4	49	-2	1
IT		49	-4	46	4	5
CY		48	3	51	-2	1
CY (tcc)		47	3	49	-5	4
LV		58	-1	35	1	7
LT		56	-2	41	4	3
LU		51	2	37	-6	12
HU		50	-5	47	5	3
MT		53	8	39	-4	8
NL		68	4	27	-6	5
AT		66	2	32	-1	2
PL		47	2	45	1	8
PT		68	-2	30	2	2
RO		51	-10	46	10	3
SI		47	-3	51	4	2
SK		58	1	38	-1	4
FI		73	0	23	1	4
SE		73	-1	21	-1	6
UK		48	4	45	-7	7
AL		65	-7	33	5	2
MK		49	0	49	0	2
ME		55	1	41	-2	4
RS		42	3	55	0	3
TR		45	-4	54	3	1


































**QA8.4** I would like to ask you a question about how much trust you have in certain media and institutions. For each of the following media and institutions, please tell me if you tend to trust it or tend not to trust it.

**The Internet (%)**

		Tend to trust		Tend not to trust		Don't know
		Aut.2018	Diff. Aut.2018 - Aut.2017	Aut.2018	Diff. Aut.2018 - Aut.2017	
EU28		32	-2	53	2	15
EURO AREA		31	-3	55	4	14
NON-EURO AREA		34	-1	50	1	16
BE		35	-4	59	5	6
BG		42	-3	30	0	28
CZ		44	-6	39	4	17
DK		32	-4	56	4	12
DE		30	1	54	-3	16
EE		42	0	34	3	24
IE		25	-9	65	11	10
EL		42	0	46	6	12
ES		25	-9	59	9	16
FR		21	-4	66	4	13
HR		39	-3	45	3	16
IT		40	-3	46	6	14
CY		36	4	41	-5	23
CY (tcc)		36	-13	53	5	11
LV		34	-1	46	3	20
LT		43	-2	34	4	23
LU		31	-6	53	5	16
HU		48	-1	41	7	11
MT		39	4	34	-4	27
NL		33	2	59	-2	8
AT		41	-2	51	2	8
PL		47	1	32	0	21
PT		41	-5	42	4	17
RO		37	0	49	4	14
SI		34	-4	49	4	17
SK		45	3	37	-2	18
FI		34	1	49	-1	17
SE		20	3	71	-3	9
UK		23	0	63	-2	14
AL		48	-5	47	9	5
MK		38	1	45	-2	17
ME		37	-1	47	-4	16
RS		35	-3	41	4	24
TR		38	-6	57	6	5


































**QA8.5** I would like to ask you a question about how much trust you have in certain media and institutions. For each of the following media and institutions, please tell me if you tend to trust it or tend not to trust it.

**Online social networks (%)**

		Tend to trust		Tend not to trust		Don't know
		Aut.2018	Diff. Aut.2018 - Aut.2017	Aut.2018	Diff. Aut.2018 - Aut.2017	
EU28		19	-1	63	1	18
EURO AREA		17	-2	66	2	17
NON-EURO AREA		22	-1	58	1	20
BE		20	0	72	2	8
BG		36	-1	32	-3	32
CZ		25	-4	51	5	24
DK		15	-3	70	4	15
DE		14	-1	67	1	19
EE		22	-1	45	2	33
IE		15	-1	74	4	11
EL		29	2	58	5	13
ES		16	-6	66	6	18
FR		9	1	75	-1	16
HR		30	-2	53	4	17
IT		24	-4	59	7	17
CY		29	2	48	-2	23
CY (tcc)		27	-17	57	9	16
LV		21	0	54	3	25
LT		29	2	44	2	27
LU		14	-3	66	0	20
HU		37	5	51	2	12
MT		24	3	46	-2	30
NL		11	-2	78	1	11
AT		30	1	61	0	9
PL		33	0	42	4	25
PT		26	-5	56	6	18
RO		28	0	57	5	15
SI		20	-2	61	4	19
SK		29	1	50	1	21
FI		15	1	67	1	18
SE		7	-1	82	0	11
UK		11	-1	70	-3	19
AL		40	-2	54	6	6
MK		32	2	51	-2	17
ME		26	-7	56	1	18
RS		25	-3	49	3	26
TR		33	-6	62	6	5






























**QA8.6** I would like to ask you a question about how much trust you have in certain media and institutions. For each of the following media and institutions, please tell me if you tend to trust it or tend not to trust it.

**Political parties (%)**

		Tend to trust		Tend not to trust		Don't know
		Aut.2018	Diff. Aut.2018 - Sp.2018	Aut.2018	Diff. Aut.2018 - Sp.2018	
EU28		18	-1	77	0	5
EURO AREA		18	-1	77	0	5
NON-EURO AREA		17	0	76	-2	7
BE		27	8	69	-10	4
BG		11	-2	81	4	8
CZ		11	-5	85	4	4
DK		34	0	59	0	7
DE		31	-5	63	3	6
EE		18	3	66	-5	16
IE		21	-5	72	3	7
EL		4	0	95	0	1
ES		8	0	88	-1	4
FR		6	-1	89	0	5
HR		12	4	86	-5	2
IT		14	1	82	-3	4
CY		10	0	84	-1	6
CY (tcc)		16	-1	79	0	5
LV		10	5	82	-7	8
LT		9	1	84	-5	7
LU		27	-8	54	2	19
HU		28	4	68	-4	4
MT		36	10	54	-7	10
NL		44	-2	49	-1	7
AT		33	-3	61	2	6
PL		14	-2	76	1	10
PT		17	-9	80	8	3
RO		16	-1	81	0	3
SI		10	-1	87	0	3
SK		16	5	78	-4	6
FI		28	2	64	-3	8
SE		41	3	53	-4	6
UK		13	0	80	-3	7
AL		30	-1	68	1	2
MK		19	2	76	-3	5
ME		15	-16	77	12	8
RS		13	-5	78	1	9
TR		30	-5	67	8	3






























**QA8.7** I would like to ask you a question about how much trust you have in certain media and institutions. For each of the following media and institutions, please tell me if you tend to trust it or tend not to trust it.

**Justice/ the (NATIONALITY) legal system (%)**

		Tend to trust		Tend not to trust		Don't know
		Aut.2018	Diff. Aut.2018 - Sp.2018	Aut.2018	Diff. Aut.2018 - Sp.2018	
EU28		51	-2	45	2	4
EURO AREA		51	-3	45	3	4
NON-EURO AREA		49	0	45	0	6
BE		53	1	45	-1	2
BG		19	0	72	3	9
CZ		43	-7	52	7	5
DK		87	3	11	-1	2
DE		70	-2	27	1	3
EE		61	-4	26	3	13
IE		51	-7	44	8	5
EL		49	-8	49	7	2
ES		32	-6	65	7	3
FR		46	-5	49	4	5
HR		24	2	72	-2	4
IT		36	-2	60	3	4
CY		38	-6	56	6	6
LV		32	-4	50	-4	18
LT		49	2	43	-1	8
LU		63	-13	23	7	14
HU		50	-1	47	1	3
MT		49	9	42	-6	9
NL		80	-1	18	1	2
AT		73	-1	24	0	3
PL		35	2	58	-1	7
PT		44	-3	52	2	4
RO		36	-6	59	6	5
SI		22	-2	73	1	5
SK		31	6	63	-4	6
FI		84	1	13	-1	3
SE		83	10	14	-10	3
UK		61	0	33	-1	6






























**QA8.8** I would like to ask you a question about how much trust you have in certain media and institutions. For each of the following media and institutions, please tell me if you tend to trust it or tend not to trust it.

**The police (%)**

		Tend to trust		Tend not to trust		Don't know
		Aut.2018	Diff. Aut.2018 - Sp.2018	Aut.2018	Diff. Aut.2018 - Sp.2018	
EU28		<b>72</b>	-1	<b>25</b>	1	<b>3</b>
EURO AREA		<b>75</b>	-2	<b>22</b>	2	<b>3</b>
NON-EURO AREA		<b>67</b>	2	<b>29</b>	-1	<b>4</b>
BE		<b>79</b>	-1	<b>19</b>	0	<b>2</b>
BG		<b>42</b>	0	<b>48</b>	0	<b>10</b>
CZ		<b>63</b>	-4	<b>34</b>	4	<b>3</b>
DK		<b>93</b>	-2	<b>6</b>	2	<b>1</b>
DE		<b>87</b>	1	<b>11</b>	-1	<b>2</b>
EE		<b>83</b>	1	<b>11</b>	-1	<b>6</b>
IE		<b>60</b>	-7	<b>34</b>	5	<b>6</b>
EL		<b>64</b>	-4	<b>35</b>	4	<b>1</b>
ES		<b>71</b>	-4	<b>27</b>	5	<b>2</b>
FR		<b>76</b>	-2	<b>21</b>	2	<b>3</b>
HR		<b>58</b>	2	<b>38</b>	-3	<b>4</b>
IT		<b>63</b>	-4	<b>33</b>	4	<b>4</b>
CY		<b>52</b>	-6	<b>46</b>	6	<b>2</b>
LV		<b>62</b>	-1	<b>30</b>	0	<b>8</b>
LT		<b>76</b>	2	<b>20</b>	-2	<b>4</b>
LU		<b>79</b>	-2	<b>15</b>	2	<b>6</b>
HU		<b>63</b>	-2	<b>35</b>	2	<b>2</b>
MT		<b>68</b>	15	<b>26</b>	-12	<b>6</b>
NL		<b>89</b>	1	<b>10</b>	-1	<b>1</b>
AT		<b>77</b>	-4	<b>20</b>	4	<b>3</b>
PL		<b>58</b>	5	<b>37</b>	-3	<b>5</b>
PT		<b>73</b>	1	<b>25</b>	-1	<b>2</b>
RO		<b>54</b>	8	<b>41</b>	-8	<b>5</b>
SI		<b>63</b>	-7	<b>34</b>	6	<b>3</b>
SK		<b>45</b>	7	<b>51</b>	-4	<b>4</b>
FI		<b>90</b>	-3	<b>8</b>	3	<b>2</b>
SE		<b>88</b>	0	<b>10</b>	0	<b>2</b>
UK		<b>75</b>	-1	<b>20</b>	0	<b>5</b>

**QA8.9** I would like to ask you a question about how much trust you have in certain media and institutions. For each of the following media and institutions, please tell me if you tend to trust it or tend not to trust it.






























**The army (%)**

		Tend to trust		Tend not to trust		Don't know
		Aut.2018	Diff. Aut.2018 - Sp.2018	Aut.2018	Diff. Aut.2018 - Sp.2018	Aut.2018
EU28		73	-1	21	1	6
EURO AREA		73	-1	21	1	6
NON-EURO AREA		73	0	20	0	7
BE		82	2	15	-2	3
BG		47	2	34	-1	19
CZ		77	-1	19	2	4
DK		87	1	7	2	6
DE		72	1	19	-1	9
EE		80	-1	9	-1	11
IE		79	-3	15	4	6
EL		78	-3	20	3	2
ES		68	-2	27	2	5
FR		80	-5	14	3	6
HR		68	2	28	-4	4
IT		65	-1	30	2	5
CY		61	-1	33	3	6
LV		66	-3	19	1	15
LT		74	-2	17	3	9
LU		67	-4	13	4	20
HU		58	-2	35	2	7
MT		77	11	12	-11	11
NL		81	2	12	-1	7
AT		72	-4	25	7	3
PL		72	6	24	0	4
PT		59	-13	37	12	4
RO		63	-2	32	2	5
SI		64	-2	33	5	3
SK		59	6	35	-1	6
FI		95	3	4	-1	1
SE		79	7	14	-8	7
UK		81	-3	11	1	8




































**QA8.10** I would like to ask you a question about how much trust you have in certain media and institutions. For each of the following media and institutions, please tell me if you tend to trust it or tend not to trust it.

**Public administration in (OUR COUNTRY) (%)**

		Tend to trust		Tend not to trust		Don't know
		Aut.2018	Diff. Aut.2018 - Sp.2018	Aut.2018	Diff. Aut.2018 - Sp.2018	Aut.2018
EU28		50	0	44	0	6
EURO AREA		50	-1	45	1	5
NON-EURO AREA		49	2	42	-3	9
BE		64	8	33	-9	3
BG		30	-1	56	-1	14
CZ		48	-7	45	5	7
DK		72	-2	23	3	5
DE		71	0	24	-1	5
EE		64	2	20	-3	16
IE		56	-5	38	6	6
EL		18	-2	81	3	1
ES		37	1	59	0	4
FR		55	-7	40	6	5
HR		27	3	69	-2	4
IT		23	-1	72	2	5
CY		35	-6	59	5	6
LV		32	1	56	-3	12
LT		49	1	40	-1	11
LU		77	-7	14	3	9
HU		58	-1	40	2	2
MT		68	19	23	-16	9
NL		70	3	24	-3	6
AT		67	0	28	0	5
PL		45	1	46	-1	9
PT		38	-9	58	8	4
RO		38	3	57	-2	5
SI		41	1	55	0	4
SK		49	5	45	-3	6
FI		76	3	17	-2	7
SE		70	8	24	-9	6
UK		53	6	36	-8	11


































**QA8.11** I would like to ask you a question about how much trust you have in certain media and institutions. For each of the following media and institutions, please tell me if you tend to trust it or tend not to trust it.

**Regional or local public authorities (%)**

		Tend to trust		Tend not to trust		Don't know
		Aut.2018	Diff. Aut.2018 - Sp.2018	Aut.2018	Diff. Aut.2018 - Sp.2018	Aut.2018
EU28		54	0	41	0	5
EURO AREA		54	-1	41	0	5
NON-EURO AREA		52	0	41	-1	7
BE		66	4	31	-5	3
BG		37	-1	52	2	11
CZ		52	-9	42	7	6
DK		74	0	20	0	6
DE		78	-1	19	0	3
EE		63	10	26	-6	11
IE		57	-4	38	4	5
EL		20	-8	77	8	3
ES		36	1	60	-1	4
FR		62	-1	32	1	6
HR		23	-1	74	2	3
IT		28	2	66	-3	6
CY		42	-7	54	8	4
LV		51	0	38	-2	11
LT		47	1	46	-1	7
LU		72	-11	15	5	13
HU		64	0	34	1	2
MT		64	24	28	-20	8
NL		66	-4	26	2	8
AT		71	1	25	0	4
PL		52	5	42	-2	6
PT		50	-7	47	6	3
RO		40	0	56	0	4
SI		40	-9	56	9	4
SK		47	3	46	-2	7
FI		74	2	19	-2	7
SE		71	0	23	0	6
UK		52	0	39	-3	9
AL		47	0	51	1	2
MK		28	-6	66	8	6
ME		32	-23	60	19	8
RS		24	0	67	-1	9
TR		34	-14	62	14	4


































**QA8.12** I would like to ask you a question about how much trust you have in certain media and institutions. For each of the following media and institutions, please tell me if you tend to trust it or tend not to trust it.

**The (NATIONALITY) Government (%)**

		Tend to trust		Tend not to trust		Don't know
		Aut.2018	Diff. Aut.2018 - Sp.2018	Aut.2018	Diff. Aut.2018 - Sp.2018	
EU28		35	1	59	-2	6
EURO AREA		36	1	59	-2	5
NON-EURO AREA		33	2	60	-3	7
BE		49	10	48	-11	3
BG		22	-6	67	4	11
CZ		28	0	68	0	4
DK		52	5	42	-5	6
DE		54	0	42	0	4
EE		54	5	32	-8	14
IE		41	-5	53	4	6
EL		14	2	84	-3	2
ES		19	2	76	-5	5
FR		26	-5	69	6	5
HR		19	4	76	-6	5
IT		28	13	66	-12	6
CY		32	-15	63	17	5
LV		31	3	58	-6	11
LT		28	0	66	-1	6
LU		62	-10	22	3	16
HU		48	2	49	-1	3
MT		63	12	25	-12	12
NL		63	-4	33	3	4
AT		55	4	41	-2	4
PL		33	5	60	-5	7
PT		43	-12	53	10	4
RO		23	3	72	-4	5
SI		23	4	72	-5	5
SK		32	11	62	-10	6
FI		53	6	41	-6	6
SE		60	0	30	-6	10
UK		32	1	60	-4	8
AL		47	0	51	1	2
MK		31	1	61	0	8
ME		34	-14	58	10	8
RS		37	-7	55	6	8
TR		53	-8	45	8	2


































**QA8.13** I would like to ask you a question about how much trust you have in certain media and institutions. For each of the following media and institutions, please tell me if you tend to trust it or tend not to trust it.

**The (NATIONALITY) Parliament (%)**

		Tend to trust		Tend not to trust		Don't know
		Aut.2018	Diff. Aut.2018 - Sp.2018	Aut.2018	Diff. Aut.2018 - Sp.2018	
EU28		35	1	58	-2	7
EURO AREA		37	1	57	-2	6
NON-EURO AREA		32	1	60	-2	8
BE		54	12	43	-12	3
BG		13	-3	80	6	7
CZ		16	-3	78	1	6
DK		61	-2	33	1	6
DE		58	-1	36	-1	6
EE		44	3	42	-2	14
IE		41	-3	53	5	6
EL		15	2	84	-2	1
ES		15	1	79	-2	6
FR		27	-2	66	3	7
HR		18	5	77	-7	5
IT		27	9	67	-8	6
CY		28	-9	67	11	5
LV		21	2	66	-9	13
LT		16	5	80	-4	4
LU		52	-6	23	2	25
HU		46	0	52	2	2
MT		59	17	28	-13	13
NL		68	1	27	-2	5
AT		56	2	40	-1	4
PL		26	4	65	-4	9
PT		37	-11	58	9	5
RO		24	5	70	-6	6
SI		22	2	73	-4	5
SK		29	8	64	-8	7
FI		63	6	31	-5	6
SE		73	4	22	-5	5
UK		33	-2	57	0	10
AL		51	-3	47	4	2
MK		28	2	65	-1	7
ME		31	-12	61	8	8
RS		28	-5	63	3	9
TR		50	-12	47	12	3



































**QA8.14** I would like to ask you a question about how much trust you have in certain media and institutions. For each of the following media and institutions, please tell me if you tend to trust it or tend not to trust it.

**The European Union (%)**

		Tend to trust		Tend not to trust		Don't know
		Aut.2018	Diff. Aut.2018 - Sp.2018	Aut.2018	Diff. Aut.2018 - Sp.2018	Aut.2018
EU28		42	0	48	0	10
EURO AREA		42	0	49	1	9
NON-EURO AREA		42	1	46	-2	12
BE		52	5	44	-5	4
BG		53	-3	30	2	17
CZ		32	-5	58	2	10
DK		60	3	31	0	9
DE		51	2	38	-4	11
EE		53	0	25	0	22
IE		50	-4	38	3	12
EL		26	-1	70	1	4
ES		38	-4	54	5	8
FR		33	-1	57	2	10
HR		48	4	44	-5	8
IT		36	0	55	4	9
CY		41	4	52	-3	7
CY (tcc)		52	-1	40	0	8
LV		49	0	32	-3	19
LT		65	-1	21	2	14
LU		52	-4	33	2	15
HU		48	4	48	-2	4
MT		56	4	22	-7	22
NL		57	7	37	-5	6
AT		45	2	49	-2	6
PL		47	1	41	0	12
PT		55	-2	36	1	9
RO		50	-2	41	0	9
SI		37	-7	56	6	7
SK		43	-1	47	2	10
FI		52	-1	36	1	12
SE		59	8	34	-6	7
UK		31	1	53	-4	16
AL		72	3	23	-5	5
MK		63	8	32	-5	5
ME		41	-13	48	13	11
RS		32	-4	52	4	16
TR		25	-2	66	2	9

**QA8.15** I would like to ask you a question about how much trust you have in certain media and institutions. For each of the following media and institutions, please tell me if you tend to trust it or tend not to trust it.


































**The United Nations (%)**

		Tend to trust		Tend not to trust		Don't know
		Aut.2018	Diff. Aut.2018 - Sp.2018	Aut.2018	Diff. Aut.2018 - Sp.2018	
EU28		47	-1	39	0	14
EURO AREA		45	0	42	-1	13
NON-EURO AREA		51	-1	34	1	15
BE		57	3	39	-2	4
BG		44	-3	26	0	30
CZ		41	-9	44	8	15
DK		75	3	14	-1	11
DE		51	5	33	-8	16
EE		47	-1	20	0	33
IE		57	-2	30	1	13
EL		26	2	68	-2	6
ES		43	-3	47	4	10
FR		41	-5	44	5	15
HR		43	2	47	-1	10
IT		35	-1	52	2	13
CY		41	12	48	-11	11
CY (tcc)		48	0	42	-1	10
LV		43	-1	31	-1	26
LT		56	-5	21	4	23
LU		44	-3	35	4	21
HU		49	4	45	-1	6
MT		50	-4	18	-4	32
NL		65	4	27	-4	8
AT		42	3	52	1	6
PL		51	-2	33	4	16
PT		56	-6	33	4	11
RO		46	2	43	0	11
SI		32	-2	58	3	10
SK		43	4	42	-1	15
FI		66	2	24	-1	10
SE		72	3	21	-3	7
UK		52	-2	31	0	17
AL		72	3	22	-4	6
MK		59	3	33	1	8
ME		40	-4	49	8	11
RS		28	-4	53	3	19
TR		22	-3	68	2	10

**D78** In general, does the EU conjure up for you a very positive, fairly positive, neutral, fairly negative or very negative image?






























(%)

('SENSITIVE QUESTION')

		Very positive		Fairly positive		Neutral		Fairly negative		Very negative		Don't know	Total 'Positive'		Total 'Negative'	
		Aut.2018	Diff. Aut.2018 - Sp.2018	Aut.2018	Diff. Aut.2018 - Sp.2018	Aut.2018	Diff. Aut.2018 - Sp.2018	Aut.2018	Diff. Aut.2018 - Sp.2018	Aut.2018	Diff. Aut.2018 - Sp.2018		Aut.2018	Diff. Aut.2018 - Sp.2018	Aut.2018	Diff. Aut.2018 - Sp.2018
EU28		6	1	37	2	36	-1	15	-1	5	0	1	43	3	20	-1
EURO AREA		4	-1	37	2	38	0	16	0	4	-1	1	41	1	20	-1
NON-EURO AREA		9	2	37	2	33	-2	13	-2	7	1	1	46	4	20	-1
BE		2	0	39	2	41	3	15	-4	3	-1	0	41	2	18	-5
BG		17	-2	39	2	23	-2	11	2	6	2	4	56	0	17	4
CZ		3	-1	25	-2	40	1	24	2	8	0	0	28	-3	32	2
DK		10	3	38	2	36	-6	12	1	3	0	1	48	5	15	1
DE		6	0	41	-2	37	3	12	-2	3	0	1	47	-2	15	-2
EE		4	1	41	2	45	-1	8	0	1	-1	1	45	3	9	-1
IE		17	2	47	-2	28	1	6	0	2	0	0	64	0	8	0
EL		2	-2	23	0	39	3	22	-3	13	1	1	25	-2	35	-2
ES		3	1	40	9	43	-7	12	0	1	-2	1	43	10	13	-2
FR		3	-2	31	0	38	0	20	2	7	0	1	34	-2	27	2
HR		6	1	33	4	42	-5	13	-1	5	1	1	39	5	18	0
IT		3	0	32	0	36	-3	22	5	5	-1	2	35	0	27	4
CY		4	0	32	2	40	-1	13	-4	10	2	1	36	2	23	-2
CY (tcc)		22	0	31	1	21	-1	12	0	9	-1	5	53	1	21	-1
LV		4	1	38	3	47	0	8	-3	1	-1	2	42	4	9	-4
LT		7	2	41	-1	45	0	5	-1	1	0	1	48	1	6	-1
LU		7	2	49	0	26	-6	15	5	3	0	0	56	2	18	5
HU		6	2	37	0	38	0	16	-1	3	0	0	43	2	19	-1
MT		8	0	35	-7	43	5	9	1	1	0	4	43	-7	10	1
NL		5	1	41	3	37	2	14	-5	2	-2	1	46	4	16	-7
AT		8	0	32	4	37	-1	18	-2	4	-1	1	40	4	22	-3
PL		9	2	45	2	36	-1	8	-3	2	1	0	54	4	10	-2
PT		2	0	51	-3	34	3	11	1	1	0	1	53	-3	12	1
RO		7	-1	45	3	37	4	8	-5	2	0	1	52	2	10	-5
SI		4	0	34	2	43	-3	17	2	1	-1	1	38	2	18	1
SK		3	1	30	-1	49	2	13	-1	4	0	1	33	0	17	-1
FI		3	-1	37	1	44	1	13	-1	2	0	1	40	0	15	-1
SE		8	2	45	9	33	0	11	-9	3	-2	0	53	11	14	-11
UK		11	5	32	4	29	-4	15	-3	12	1	1	43	9	27	-2
AL		36	13	51	-11	13	-1	0	-1	0	0	0	87	2	0	-1
MK		24	3	38	7	23	-5	9	-2	5	-3	1	62	10	14	-5
ME		10	-11	35	-2	35	11	8	-1	8	0	4	45	-13	16	-1
RS		7	-1	35	4	34	-3	15	0	7	0	2	42	3	22	0
TR		16	5	29	-1	32	-1	11	-2	11	0	1	45	4	22	-2

**QA9.1** Could you please tell me for each of the following, whether the term brings to mind something very positive, fairly positive, fairly negative or very negative?






























**Free trade (%)**

		Very positive		Fairly positive		Fairly negative		Very negative		Don't know	Total 'Positive'		Total 'Negative'	
		Aut.2018	Diff. Aut.2018 - Sp.2018	Aut.2018	Diff. Aut.2018 - Sp.2018	Aut.2018	Diff. Aut.2018 - Sp.2018	Aut.2018	Diff. Aut.2018 - Sp.2018		Aut.2018	Diff. Aut.2018 - Sp.2018	Aut.2018	Diff. Aut.2018 - Sp.2018
EU28		19	-1	55	2	15	-1	3	0	8	74	1	18	-1
EURO AREA		16	-1	57	3	16	-2	3	0	8	73	2	19	-2
NON-EURO AREA		25	0	52	-1	12	0	3	1	8	77	-1	15	1
BE		15	3	59	-2	20	-1	3	0	3	74	1	23	-1
BG		23	-6	50	1	13	4	3	0	11	73	-5	16	4
CZ		18	-2	54	-4	15	0	4	1	9	72	-6	19	1
DK		37	-1	49	3	5	0	1	0	8	86	2	6	0
DE		25	1	60	2	10	-3	1	-1	4	85	3	11	-4
EE		20	-1	65	3	5	0	0	-1	10	85	2	5	-1
IE		28	-1	58	1	6	0	1	-1	7	86	0	7	-1
EL		15	-3	54	10	22	-5	6	-1	3	69	7	28	-6
ES		10	-7	55	2	16	0	4	1	15	65	-5	20	1
FR		6	-4	52	5	24	-1	5	1	13	58	1	29	0
HR		27	1	55	7	14	-3	2	-2	2	82	8	16	-5
IT		16	0	56	3	20	0	3	-2	5	72	3	23	-2
CY		12	-7	59	5	17	1	8	3	4	71	-2	25	4
CY (tcc)		30	-3	32	-3	20	2	8	2	10	62	-6	28	4
LV		16	2	56	-5	12	-3	2	0	14	72	-3	14	-3
LT		22	-4	61	6	7	-2	2	1	8	83	2	9	-1
LU		22	6	53	-5	12	0	2	-2	11	75	1	14	-2
HU		20	0	52	-4	22	5	2	-1	4	72	-4	24	4
MT		18	-3	56	1	10	3	1	0	15	74	-2	11	3
NL		22	1	56	-4	14	1	2	1	6	78	-3	16	2
AT		19	5	49	3	20	-5	7	-2	5	68	8	27	-7
PL		24	-3	58	-1	10	3	2	1	6	82	-4	12	4
PT		12	-3	67	1	8	-2	1	0	12	79	-2	9	-2
RO		17	-2	54	3	20	-1	3	0	6	71	1	23	-1
SI		20	-2	55	5	16	-1	4	0	5	75	3	20	-1
SK		15	3	60	5	16	-5	2	-1	7	75	8	18	-6
FI		15	-3	65	7	9	-3	1	0	10	80	4	10	-3
SE		37	3	46	-5	11	1	1	0	5	83	-2	12	1
UK		27	2	48	-3	11	0	3	2	11	75	-1	14	2
































**QA9.2** Could you please tell me for each of the following, whether the term brings to mind something very positive, fairly positive, fairly negative or very negative?

**Globalisation (%)**

		Very positive		Fairly positive		Fairly negative		Very negative		Don't know	Total 'Positive'		Total 'Negative'	
		Aut.2018	Diff. Aut.2018 - Sp.2018	Aut.2018	Diff. Aut.2018 - Sp.2018	Aut.2018	Diff. Aut.2018 - Sp.2018	Aut.2018	Diff. Aut.2018 - Sp.2018		Aut.2018	Diff. Aut.2018 - Sp.2018	Aut.2018	Diff. Aut.2018 - Sp.2018
EU28		9	0	42	2	30	0	7	-1	12	51	2	37	-1
EURO AREA		8	0	42	3	31	-1	8	-1	11	50	3	39	-2
NON-EURO AREA		11	0	41	0	27	1	6	0	15	52	0	33	1
BE		9	3	49	1	33	-3	5	-2	4	58	4	38	-5
BG		11	-3	28	-5	27	5	9	2	25	39	-8	36	7
CZ		3	-3	28	-1	42	3	14	-2	13	31	-4	56	1
DK		31	5	47	-2	11	-2	2	0	9	78	3	13	-2
DE		10	0	51	4	25	-3	5	-1	9	61	4	30	-4
EE		6	1	37	-4	26	2	6	1	25	43	-3	32	3
IE		16	0	50	-1	18	2	3	-2	13	66	-1	21	0
EL		2	-2	23	1	43	3	28	-2	4	25	-1	71	1
ES		8	-2	39	-3	27	5	4	-2	22	47	-5	31	3
FR		3	-2	32	4	41	0	14	0	10	35	2	55	0
HR		10	5	42	3	30	-3	9	0	9	52	8	39	-3
IT		7	-1	39	4	36	0	11	0	7	46	3	47	0
CY		8	-2	32	7	31	-3	17	0	12	40	5	48	-3
CY (tcc)		17	-1	33	2	26	0	14	1	10	50	1	40	1
LV		5	0	31	-1	31	-1	5	-2	28	36	-1	36	-3
LT		6	-3	42	2	25	6	6	-2	21	48	-1	31	4
LU		8	-1	44	2	25	-4	7	-2	16	52	1	32	-6
HU		11	-1	41	2	32	-1	10	1	6	52	1	42	0
MT		13	-1	44	-2	22	9	4	2	17	57	-3	26	11
NL		6	-3	53	5	30	-1	4	0	7	59	2	34	-1
AT		14	4	43	2	30	-4	8	-2	5	57	6	38	-6
PL		10	-4	41	-3	28	5	4	0	17	51	-7	32	5
PT		9	-4	57	2	13	-1	1	-1	20	66	-2	14	-2
RO		10	-2	38	2	31	1	6	0	15	48	0	37	1
SI		6	-5	40	-1	36	8	8	0	10	46	-6	44	8
SK		7	2	35	6	36	-3	8	-3	14	42	8	44	-6
FI		8	-2	57	6	22	-3	1	-2	12	65	4	23	-5
SE		20	0	55	4	17	-2	3	-1	5	75	4	20	-3
UK		11	3	42	1	26	0	4	-2	17	53	4	30	-2






























**QA9.3** Could you please tell me for each of the following, whether the term brings to mind something very positive, fairly positive, fairly negative or very negative?

**Protectionism (%)**

		Very positive		Fairly positive		Fairly negative		Very negative		Don't know	Total 'Positive'		Total 'Negative'	
		Aut.2018	Diff. Aut.2018 - Sp.2018	Aut.2018	Diff. Aut.2018 - Sp.2018	Aut.2018	Diff. Aut.2018 - Sp.2018	Aut.2018	Diff. Aut.2018 - Sp.2018		Aut.2018	Diff. Aut.2018 - Sp.2018	Aut.2018	Diff. Aut.2018 - Sp.2018
EU28		6	-1	31	-1	33	2	13	0	17	37	-2	46	2
EURO AREA		5	-2	31	-2	35	3	13	0	16	36	-4	48	3
NON-EURO AREA		8	0	30	-1	31	1	13	1	18	38	-1	44	2
BE		5	0	37	-1	43	2	9	-1	6	42	-1	52	1
BG		6	-3	21	-2	27	6	12	2	34	27	-5	39	8
CZ		5	-2	26	-2	35	-3	22	4	12	31	-4	57	1
DK		6	0	29	1	25	-3	19	0	21	35	1	44	-3
DE		4	1	21	2	33	-4	20	-2	22	25	3	53	-6
EE		2	-2	25	-4	23	4	6	1	44	27	-6	29	5
IE		13	-1	45	-4	19	0	4	-1	19	58	-5	23	-1
EL		9	-9	40	-2	33	7	10	1	8	49	-11	43	8
ES		7	-8	39	-8	30	11	5	1	19	46	-16	35	12
FR		3	-1	29	-6	41	7	11	1	16	32	-7	52	8
HR		8	3	25	2	34	2	24	-3	9	33	5	58	-1
IT		8	-1	35	-1	36	3	12	1	9	43	-2	48	4
CY		12	-8	50	3	23	5	6	0	9	62	-5	29	5
CY (tcc)		12	0	30	-3	31	1	9	-1	18	42	-3	40	0
LV		4	2	15	-2	25	0	3	-5	53	19	0	28	-5
LT		4	0	23	-2	30	4	15	1	28	27	-2	45	5
LU		4	-3	30	-6	37	1	11	2	18	34	-9	48	3
HU		10	1	21	3	35	0	23	-5	11	31	4	58	-5
MT		7	-8	50	9	19	3	6	2	18	57	1	25	5
NL		3	0	29	-3	38	0	18	4	12	32	-3	56	4
AT		11	2	35	5	27	-6	14	-2	13	46	7	41	-8
PL		6	-1	26	2	37	3	10	-1	21	32	1	47	2
PT		6	-1	53	10	20	-12	2	-2	19	59	9	22	-14
RO		12	-5	47	3	25	0	4	0	12	59	-2	29	0
SI		4	-5	25	0	39	4	18	1	14	29	-5	57	5
SK		3	2	13	3	44	4	33	-9	7	16	5	77	-5
FI		2	-1	24	0	39	4	10	-2	25	26	-1	49	2
SE		4	2	18	-2	36	1	26	2	16	22	0	62	3
UK		9	1	33	-6	27	1	11	4	20	42	-5	38	5






























**QA9.4** Could you please tell me for each of the following, whether the term brings to mind something very positive, fairly positive, fairly negative or very negative?

**Competition (%)**

		Very positive		Fairly positive		Fairly negative		Very negative		Don't know	Total 'Positive'		Total 'Negative'	
		Aut.2018	Diff. Aut.2018 - Sp.2018	Aut.2018	Diff. Aut.2018 - Sp.2018	Aut.2018	Diff. Aut.2018 - Sp.2018	Aut.2018	Diff. Aut.2018 - Sp.2018		Aut.2018	Diff. Aut.2018 - Sp.2018	Aut.2018	Diff. Aut.2018 - Sp.2018
EU28		14	-2	56	1	19	0	4	1	7	70	-1	23	1
EURO AREA		13	-2	56	1	21	1	4	0	6	69	-1	25	1
NON-EURO AREA		17	-2	55	1	16	-1	3	1	9	72	-1	19	0
BE		10	0	61	0	24	1	3	-1	2	71	0	27	0
BG		19	-5	51	1	16	2	4	1	10	70	-4	20	3
CZ		8	-4	46	-3	25	0	9	3	12	54	-7	34	3
DK		30	-3	53	1	11	3	0	-1	6	83	-2	11	2
DE		18	-2	64	2	13	1	2	0	3	82	0	15	1
EE		15	-6	68	8	7	-2	0	-1	10	83	2	7	-3
IE		24	0	59	-1	9	2	1	-1	7	83	-1	10	1
EL		13	-2	58	6	22	-3	6	-1	1	71	4	28	-4
ES		9	-8	54	-2	20	5	3	0	14	63	-10	23	5
FR		6	-4	52	1	29	2	6	2	7	58	-3	35	4
HR		18	4	59	5	19	-5	3	0	1	77	9	22	-5
IT		11	-1	50	5	29	-1	6	0	4	61	4	35	-1
CY		18	-6	58	4	11	-3	8	4	5	76	-2	19	1
LV		15	-1	52	1	16	-5	3	1	14	67	0	19	-4
LT		21	1	52	2	16	0	3	-1	8	73	3	19	-1
LU		17	2	50	-5	18	1	2	-2	13	67	-3	20	-1
HU		17	0	58	4	19	-3	3	0	3	75	4	22	-3
MT		25	2	58	5	7	-2	0	0	10	83	7	7	-2
NL		14	3	62	-1	17	-2	2	0	5	76	2	19	-2
AT		23	2	52	-4	18	2	3	0	4	75	-2	21	2
PL		15	-6	58	2	18	2	2	1	7	73	-4	20	3
PT		13	-3	69	1	7	-1	1	-1	10	82	-2	8	-2
RO		17	-2	53	6	20	-2	3	-1	7	70	4	23	-3
SI		23	-1	57	5	15	0	2	-2	3	80	4	17	-2
SK		12	-1	55	3	22	-2	4	0	7	67	2	26	-2
FI		16	-3	64	2	14	1	1	0	5	80	-1	15	1
SE		35	-2	50	-1	11	2	2	1	2	85	-3	13	3
UK		15	0	55	-2	14	-1	4	1	12	70	-2	18	0






























**QA9.5** Could you please tell me for each of the following, whether the term brings to mind something very positive, fairly positive, fairly negative or very negative?

**Trade unions (%)**

		Very positive		Fairly positive		Fairly negative		Very negative		Don't know	Total 'Positive'		Total 'Negative'	
		Aut.2018	Diff. Aut.2018 - Sp.2018	Aut.2018	Diff. Aut.2018 - Sp.2018	Aut.2018	Diff. Aut.2018 - Sp.2018	Aut.2018	Diff. Aut.2018 - Sp.2018		Aut.2018	Diff. Aut.2018 - Sp.2018	Aut.2018	Diff. Aut.2018 - Sp.2018
EU28		12	-1	46	0	25	1	8	-1	9	58	-1	33	0
EURO AREA		10	-1	45	0	27	1	10	0	8	55	-1	37	1
NON-EURO AREA		16	0	45	0	22	0	6	-1	11	61	0	28	-1
BE		11	0	50	2	30	1	8	-2	1	61	2	38	-1
BG		10	-6	42	6	23	-1	8	1	17	52	0	31	0
CZ		10	-4	47	2	26	-2	8	4	9	57	-2	34	2
DK		43	1	40	1	10	-1	2	-1	5	83	2	12	-2
DE		17	-1	60	2	14	0	3	-1	6	77	1	17	-1
EE		7	-4	48	0	14	-1	2	-1	29	55	-4	16	-2
IE		16	-4	54	0	18	1	3	0	9	70	-4	21	1
EL		3	-1	26	-5	43	6	23	0	5	29	-6	66	6
ES		7	-2	41	2	28	-1	11	-3	13	48	0	39	-4
FR		5	-2	38	-2	35	4	13	0	9	43	-4	48	4
HR		12	2	49	5	30	0	6	-1	3	61	7	36	-1
IT		6	-2	33	-1	39	4	16	2	6	39	-3	55	6
CY		6	-6	42	9	27	-4	13	3	12	48	3	40	-1
LV		11	2	43	-6	16	-4	5	0	25	54	-4	21	-4
LT		17	-3	55	4	13	1	3	0	12	72	1	16	1
LU		12	-5	46	-3	17	-2	5	2	20	58	-8	22	0
HU		13	-2	45	5	26	-1	7	-2	9	58	3	33	-3
MT		18	6	57	9	8	-8	1	-2	16	75	15	9	-10
NL		14	3	56	2	19	-5	4	0	7	70	5	23	-5
AT		23	2	53	1	14	-5	6	3	4	76	3	20	-2
PL		13	-2	51	-2	20	2	4	-1	12	64	-4	24	1
PT		5	-6	57	-2	24	4	3	0	11	62	-8	27	4
RO		9	-5	47	4	29	4	5	-4	10	56	-1	34	0
SI		10	-1	32	-1	36	0	15	1	7	42	-2	51	1
SK		8	2	50	1	24	-1	5	0	13	58	3	29	-1
FI		19	2	51	-5	17	-1	8	5	5	70	-3	25	4
SE		36	3	42	-4	15	0	3	-1	4	78	-1	18	-1
UK		17	4	42	-2	20	-3	8	0	13	59	2	28	-3

**QA9.6** Could you please tell me for each of the following, whether the term brings to mind something very positive, fairly positive, fairly negative or very negative?


































**Public service (%)**

		Very positive		Fairly positive		Fairly negative		Very negative		Don't know	Total 'Positive'		Total 'Negative'	
		Aut.2018	Diff. Aut.2018 - Sp.2018	Aut.2018	Diff. Aut.2018 - Sp.2018	Aut.2018	Diff. Aut.2018 - Sp.2018	Aut.2018	Diff. Aut.2018 - Sp.2018		Aut.2018	Diff. Aut.2018 - Sp.2018	Aut.2018	Diff. Aut.2018 - Sp.2018
EU28		15	-2	54	1	21	0	4	-1	6	69	-1	25	-1
EURO AREA		13	-3	56	2	22	1	4	-1	5	69	-1	26	0
NON-EURO AREA		18	0	49	-2	21	0	4	0	8	67	-2	25	0
BE		9	-1	64	7	24	-5	1	-2	2	73	6	25	-7
BG		11	-10	43	2	22	3	9	4	15	54	-8	31	7
CZ		3	-5	40	-5	39	1	9	4	9	43	-10	48	5
DK		28	-2	48	-1	18	3	3	-1	3	76	-3	21	2
DE		15	-3	65	3	14	0	1	-1	5	80	0	15	-1
EE		15	-3	67	2	8	0	1	0	9	82	-1	9	0
IE		16	-4	55	-2	20	3	3	0	6	71	-6	23	3
EL		3	-4	26	-3	54	5	16	2	1	29	-7	70	7
ES		18	-6	57	0	14	1	2	0	9	75	-6	16	1
FR		11	-3	61	3	18	-2	5	1	5	72	0	23	-1
HR		8	2	33	-2	46	5	9	-1	4	41	0	55	4
IT		8	-4	39	2	40	6	8	-5	5	47	-2	48	1
CY		5	-4	47	1	31	1	13	3	4	52	-3	44	4
LV		9	-1	61	-6	15	-1	3	2	12	70	-7	18	1
LT		16	-2	62	1	12	1	2	0	8	78	-1	14	1
LU		23	-4	57	-9	9	5	1	1	10	80	-13	10	6
HU		19	-3	52	1	23	2	3	-1	3	71	-2	26	1
MT		19	6	63	12	8	-8	1	-4	9	82	18	9	-12
NL		17	1	67	1	11	-3	1	0	4	84	2	12	-3
AT		24	2	55	-6	13	1	5	3	3	79	-4	18	4
PL		13	-5	59	2	18	1	2	1	8	72	-3	20	2
PT		8	-8	56	-3	25	6	3	1	8	64	-11	28	7
RO		8	-5	54	6	28	1	3	-3	7	62	1	31	-2
SI		16	-2	51	2	24	-1	5	1	4	67	0	29	0
SK		11	0	53	1	23	0	5	0	8	64	1	28	0
FI		29	3	63	1	6	-4	0	0	2	92	4	6	-4
SE		34	7	52	-5	10	-3	1	0	3	86	2	11	-3
UK		25	6	44	-6	17	-3	5	0	9	69	0	22	-3

## QA10 What does the EU mean to you personally?

(%)


































(MULTIPLE ANSWERS POSSIBLE)

		Peace		Economic prosperity		Democracy		Social protection	
		Aut.2018	Diff. Aut.2018 - Sp.2018	Aut.2018	Diff. Aut.2018 - Sp.2018	Aut.2018	Diff. Aut.2018 - Sp.2018	Aut.2018	Diff. Aut.2018 - Sp.2018
EU28		33	3	18	2	26	2	13	3
EURO AREA		35	2	17	1	27	2	12	2
NON-EURO AREA		30	7	21	3	26	4	14	3
BE		39	5	23	-1	31	3	20	1
BG		20	-2	19	1	22	0	14	1
CZ		30	-4	18	-2	21	-5	10	-1
DK		53	6	30	3	38	0	17	0
DE		50	1	21	0	42	4	11	1
EE		29	3	12	1	19	0	11	0
IE		29	-1	26	-1	27	3	17	1
EL		34	3	12	2	20	2	15	-2
ES		19	1	18	4	21	4	13	4
FR		37	1	9	1	21	1	10	5
HR		22	6	29	6	20	1	10	-3
IT		22	2	11	1	20	1	9	0
CY		30	3	7	-3	29	3	17	-3
CY (tcc)		30	1	25	1	29	5	22	4
LV		26	2	20	2	17	0	16	2
LT		36	-1	22	-1	24	-1	16	-1
LU		50	0	17	0	27	-5	17	1
HU		19	-1	17	-2	21	-2	10	0
MT		32	7	25	5	31	5	20	7
NL		48	5	34	1	29	6	10	2
AT		36	-2	22	-6	33	1	25	1
PL		25	3	18	4	30	5	11	3
PT		15	1	17	1	19	2	14	3
RO		25	2	28	8	29	0	22	5
SI		36	2	18	0	16	0	10	2
SK		34	2	23	3	19	-3	15	2
FI		37	3	22	4	27	5	10	1
SE		58	13	21	4	40	4	12	1
UK		32	13	20	3	21	7	16	6
AL		19	-1	53	-5	34	-7	40	-9
MK		22	0	44	7	18	-4	20	1
ME		16	-6	17	-8	13	-5	14	-11
RS		18	-2	32	1	14	-2	17	4
TR		8	-2	26	1	15	4	15	6

## QA10 What does the EU mean to you personally?

(%)


































(MULTIPLE ANSWERS POSSIBLE)

		Freedom to travel, study and work anywhere in the EU		Cultural diversity		Stronger say in the world		Euro	
		Aut.2018	Diff. Aut.2018 - Sp.2018	Aut.2018	Diff. Aut.2018 - Sp.2018	Aut.2018	Diff. Aut.2018 - Sp.2018	Aut.2018	Diff. Aut.2018 - Sp.2018
EU28		53	1	30	1	27	0	37	1
EURO AREA		53	1	31	0	28	1	46	0
NON-EURO AREA		54	2	28	2	25	0	19	3
BE		56	3	25	-10	31	0	47	-5
BG		61	3	26	2	21	-2	14	0
CZ		46	-6	18	-7	22	-2	22	-1
DK		63	-3	34	-5	37	1	22	1
DE		60	1	37	0	32	4	50	-1
EE		73	-2	28	-3	20	3	48	-4
IE		60	2	30	-1	33	1	45	1
EL		57	-2	32	4	33	-4	48	1
ES		46	0	26	1	19	-2	37	1
FR		49	1	37	2	27	0	44	0
HR		55	6	28	2	22	3	23	1
IT		40	0	24	3	21	-4	42	1
CY		67	12	31	-3	24	-2	44	-1
CY (tcc)		32	-3	21	0	16	2	17	1
LV		67	-1	33	2	15	2	33	-4
LT		74	-2	34	-2	22	0	27	2
LU		65	2	36	1	30	1	47	-6
HU		42	-4	21	-4	17	-4	13	3
MT		60	9	38	6	38	6	37	5
NL		72	-2	30	-1	48	4	63	6
AT		50	-2	33	0	37	2	56	-4
PL		54	0	25	3	24	-1	20	1
PT		60	6	30	1	38	7	46	-1
RO		53	2	25	4	22	3	32	6
SI		52	3	23	3	18	-4	49	4
SK		56	4	26	1	32	2	54	6
FI		75	4	36	3	30	5	61	0
SE		76	0	45	5	52	3	30	1
UK		52	5	32	5	23	0	13	5
AL		56	0	21	3	38	-13	23	-4
MK		59	3	12	0	18	-4	14	1
ME		40	-6	11	2	15	0	12	1
RS		42	4	15	-3	19	-2	16	-1
TR		19	-11	13	1	17	1	12	-4

## QA10 What does the EU mean to you personally?

(%)

(MULTIPLE ANSWERS POSSIBLE)


































		Unemployment		Bureaucracy		Waste of money		Loss of our cultural identity	
		Aut.2018	Diff. Aut.2018 - Sp.2018	Aut.2018	Diff. Aut.2018 - Sp.2018	Aut.2018	Diff. Aut.2018 - Sp.2018	Aut.2018	Diff. Aut.2018 - Sp.2018
EU28		10	-1	24	0	22	0	13	0
EURO AREA		12	-1	23	-2	23	-1	12	0
NON-EURO AREA		7	1	24	1	19	1	15	2
BE		12	-3	24	-4	26	-11	12	-5
BG		6	0	14	3	16	3	14	2
CZ		5	-3	41	-2	38	1	19	-1
DK		6	-1	35	-4	15	2	13	-1
DE		8	-4	32	-4	26	-1	10	-1
EE		6	0	29	-1	21	4	14	0
IE		7	2	21	3	11	4	13	1
EL		31	5	12	1	19	0	25	3
ES		7	-1	20	1	14	-1	5	-1
FR		14	0	17	-3	30	-2	15	0
HR		6	1	17	3	15	1	16	2
IT		17	-1	16	2	19	1	13	3
CY		39	3	16	-1	26	7	24	5
CY (tcc)		10	1	11	0	9	-2	5	0
LV		9	-2	24	0	18	0	13	-2
LT		4	0	15	1	17	-1	14	4
LU		9	-3	20	-2	21	-3	7	-1
HU		8	0	15	0	11	0	8	-3
MT		11	6	22	4	12	2	17	7
NL		4	-1	40	-2	18	-2	16	0
AT		26	-2	36	-5	35	-4	29	-1
PL		4	1	19	1	12	0	9	-1
PT		13	3	13	3	9	3	11	5
RO		11	4	16	2	15	1	17	4
SI		11	0	23	0	24	2	11	-2
SK		11	0	27	-2	29	-1	13	1
FI		5	-1	43	0	26	0	8	0
SE		5	-3	49	-9	26	-9	8	-2
UK		7	0	25	4	24	5	20	5
AL		2	0	5	3	1	-2	10	5
MK		6	-1	3	-5	8	0	14	0
ME		7	3	4	-1	10	-1	9	1
RS		5	0	7	-1	10	1	21	-2
TR		12	4	8	2	11	4	11	-4



## QA10 What does the EU mean to you personally?






























(%)

(MULTIPLE ANSWERS POSSIBLE)

		More crime		Not enough control at external borders		Other (SPONTANEOUS)		Don't know
		Aut.2018	Diff. Aut.2018 - Sp.2018	Aut.2018	Diff. Aut.2018 - Sp.2018	Aut.2018	Diff. Aut.2018 - Sp.2018	
EU28		15	1	20	-2	1	-1	2
EURO AREA		15	0	22	-2	1	0	2
NON-EURO AREA		13	2	17	-1	2	0	3
BE		16	-7	26	-7	0	0	0
BG		13	2	16	5	2	1	3
CZ		28	-3	37	-3	2	0	1
DK		16	-1	26	-1	5	1	2
DE		23	1	24	-4	1	0	1
EE		11	2	19	1	3	0	3
IE		8	1	13	2	0	-1	2
EL		23	4	32	3	1	-2	1
ES		2	-2	11	-2	1	-1	5
FR		10	1	26	-2	1	0	2
HR		14	1	20	9	2	0	1
IT		15	0	17	-3	0	-1	2
CY		32	5	28	4	1	-3	2
CY (tcc)		1	-1	2	0	3	-1	5
LV		9	0	13	-3	2	-1	5
LT		5	-2	9	-2	2	1	2
LU		12	-3	19	-4	2	-1	1
HU		16	0	19	-3	2	0	4
MT		19	9	28	8	2	-2	4
NL		14	2	20	-2	2	0	0
AT		42	1	44	-6	7	5	0
PL		9	1	12	0	1	0	3
PT		22	10	27	6	1	-1	2
RO		19	6	22	9	1	0	4
SI		17	-2	22	7	3	1	2
SK		25	-5	25	0	1	-4	2
FI		17	0	23	-2	0	-1	2
SE		16	-6	21	-5	2	1	1
UK		9	2	13	-4	3	0	4
AL		2	1	12	3	0	0	0
MK		5	-4	7	0	1	0	1
ME		8	-2	7	2	2	-1	5
RS		8	-1	9	0	4	2	7
TR		8	2	6	0	4	0	5






























**QA11.1** Please tell me for each of the following words if it describes very well, fairly well, fairly badly or very badly the idea you might have of the EU.

**Modern (%)**

		Describes very well		Describes fairly well		Describes fairly badly		Describes very badly		Don't know	Total 'Describes well'		Total 'Describes badly'	
		Aut.2018	Diff. Aut.2018 - Sp.2018	Aut.2018	Diff. Aut.2018 - Sp.2018	Aut.2018	Diff. Aut.2018 - Sp.2018	Aut.2018	Diff. Aut.2018 - Sp.2018	Aut.2018	Aut.2018	Diff. Aut.2018 - Sp.2018	Aut.2018	Diff. Aut.2018 - Sp.2018
EU28		11	-1	53	2	23	-1	5	0	8	64	1	28	-1
EURO AREA		9	-1	54	3	25	-1	5	-1	7	63	2	30	-2
NON-EURO AREA		16	0	51	1	19	-2	5	0	9	67	1	24	-2
BE		10	1	60	0	25	0	2	-1	3	70	1	27	-1
BG		27	-6	48	2	12	4	4	0	9	75	-4	16	4
CZ		15	-4	48	2	24	1	7	1	6	63	-2	31	2
DK		10	2	42	2	29	-3	8	1	11	52	4	37	-2
DE		9	0	55	5	23	-5	3	-2	10	64	5	26	-7
EE		14	-2	57	0	15	0	2	0	12	71	-2	17	0
IE		22	-2	63	2	7	-3	1	0	7	85	0	8	-3
EL		13	1	46	-1	29	2	10	-1	2	59	0	39	1
ES		8	-1	50	1	26	0	5	0	11	58	0	31	0
FR		5	-1	51	4	28	-1	8	-1	8	56	3	36	-2
HR		24	5	60	-3	10	0	2	-1	4	84	2	12	-1
IT		10	-3	58	4	23	1	5	0	4	68	1	28	1
CY		9	-2	47	-3	27	7	9	2	8	56	-5	36	9
LV		15	2	58	-5	13	0	3	0	11	73	-3	16	0
LT		17	1	63	0	11	1	1	0	8	80	1	12	1
LU		10	-6	54	1	24	2	4	1	8	64	-5	28	3
HU		18	0	54	2	21	-1	5	0	2	72	2	26	-1
MT		17	1	57	-9	11	3	0	-1	15	74	-8	11	2
NL		3	-2	46	3	39	-1	5	-1	7	49	1	44	-2
AT		17	-1	59	7	18	-2	2	-3	4	76	6	20	-5
PL		18	-3	62	6	12	-3	3	0	5	80	3	15	-3
PT		10	-2	72	1	11	1	0	-1	7	82	-1	11	0
RO		25	-4	57	3	11	1	2	0	5	82	-1	13	1
SI		13	-1	52	0	22	-1	5	1	8	65	-1	27	0
SK		18	4	56	0	17	-1	2	-2	7	74	4	19	-3
FI		9	1	59	1	26	0	2	0	4	68	2	28	0
SE		9	4	46	2	35	-6	5	-1	5	55	6	40	-7
UK		12	3	43	-4	23	-2	6	-2	16	55	-1	29	-4






























**QA11.2** Please tell me for each of the following words if it describes very well, fairly well, fairly badly or very badly the idea you might have of the EU.

**Democratic (%)**

		Describes very well		Describes fairly well		Describes fairly badly		Describes very badly		Don't know	Total 'Describes well'		Total 'Describes badly'	
		Aut.2018	Diff. Aut.2018 - Sp.2018	Aut.2018	Diff. Aut.2018 - Sp.2018	Aut.2018	Diff. Aut.2018 - Sp.2018	Aut.2018	Diff. Aut.2018 - Sp.2018	Aut.2018	Aut.2018	Diff. Aut.2018 - Sp.2018	Aut.2018	Diff. Aut.2018 - Sp.2018
EU28		14	0	53	2	21	-1	6	-1	6	67	2	27	-2
EURO AREA		12	-1	56	4	21	-2	6	0	5	68	3	27	-2
NON-EURO AREA		17	0	48	0	21	0	6	0	8	65	0	27	0
BE		11	3	58	0	25	0	3	-3	3	69	3	28	-3
BG		29	-6	42	2	14	3	6	1	9	71	-4	20	4
CZ		12	-6	52	5	22	-1	9	2	5	64	-1	31	1
DK		19	1	56	3	15	-3	5	0	5	75	4	20	-3
DE		16	0	65	7	14	-4	3	-1	2	81	7	17	-5
EE		12	-1	56	-4	16	4	3	0	13	68	-5	19	4
IE		24	2	58	-2	9	-2	2	0	7	82	0	11	-2
EL		7	-1	43	2	35	0	13	-1	2	50	1	48	-1
ES		10	-1	56	1	19	-3	4	0	11	66	0	23	-3
FR		7	0	49	0	27	2	9	-1	8	56	0	36	1
HR		22	1	56	8	15	-6	5	1	2	78	9	20	-5
IT		12	-6	50	5	27	2	7	1	4	62	-1	34	3
CY		10	-8	54	5	25	4	6	-1	5	64	-3	31	3
LV		11	1	56	-3	15	-1	4	-1	14	67	-2	19	-2
LT		15	-3	65	2	11	1	2	1	7	80	-1	13	2
LU		13	-5	55	0	18	3	6	1	8	68	-5	24	4
HU		23	1	45	1	21	-1	8	0	3	68	2	29	-1
MT		20	7	48	-12	15	2	2	0	15	68	-5	17	2
NL		10	1	61	10	20	-8	5	-3	4	71	11	25	-11
AT		19	-4	47	5	26	2	6	-3	2	66	1	32	-1
PL		20	0	56	0	17	1	2	0	5	76	0	19	1
PT		8	-1	70	4	13	-1	1	-1	8	78	3	14	-2
RO		23	-4	45	-5	24	7	2	0	6	68	-9	26	7
SI		11	-1	49	-2	26	2	7	0	7	60	-3	33	2
SK		15	1	54	5	21	-1	4	-3	6	69	6	25	-4
FI		8	0	56	0	27	1	4	1	5	64	0	31	2
SE		13	-1	59	6	21	-4	4	-2	3	72	5	25	-6
UK		11	2	41	-2	24	-1	11	0	13	52	0	35	-1






























**QA11.3** Please tell me for each of the following words if it describes very well, fairly well, fairly badly or very badly the idea you might have of the EU.

**Protective (%)**

		Describes very well		Describes fairly well		Describes fairly badly		Describes very badly		Don't know	Total 'Describes well'		Total 'Describes badly'	
		Aut.2018	Diff. Aut.2018 - Sp.2018	Aut.2018	Diff. Aut.2018 - Sp.2018	Aut.2018	Diff. Aut.2018 - Sp.2018	Aut.2018	Diff. Aut.2018 - Sp.2018		Aut.2018	Diff. Aut.2018 - Sp.2018	Aut.2018	Diff. Aut.2018 - Sp.2018
EU28		10	0	46	1	28	-1	8	0	8	56	1	36	-1
EURO AREA		8	-1	46	2	31	0	8	-1	7	54	1	39	-1
NON-EURO AREA		14	1	47	-1	22	-1	7	1	10	61	0	29	0
BE		11	3	55	0	27	-1	4	-3	3	66	3	31	-4
BG		17	-5	34	-2	23	3	12	2	14	51	-7	35	5
CZ		11	-6	42	3	27	-1	13	3	7	53	-3	40	2
DK		21	2	50	-2	17	1	5	0	7	71	0	22	1
DE		10	-1	55	5	23	-4	5	-1	7	65	4	28	-5
EE		9	-2	51	-3	21	3	3	0	16	60	-5	24	3
IE		18	0	57	-1	12	-3	2	0	11	75	-1	14	-3
EL		3	-2	33	4	44	-2	17	-2	3	36	2	61	-4
ES		7	-1	45	2	30	-1	5	-2	13	52	1	35	-3
FR		4	0	39	0	38	1	11	0	8	43	0	49	1
HR		13	1	50	1	24	-1	9	2	4	63	2	33	1
IT		7	-3	37	2	39	4	12	0	5	44	-1	51	4
CY		6	-4	40	3	36	0	14	1	4	46	-1	50	1
LV		12	2	50	-2	18	-5	4	-1	16	62	0	22	-6
LT		17	0	62	-1	12	1	2	1	7	79	-1	14	2
LU		10	-2	48	-6	26	2	6	2	10	58	-8	32	4
HU		12	-1	44	5	30	-2	11	0	3	56	4	41	-2
MT		10	1	55	-1	16	-3	2	-2	17	65	0	18	-5
NL		10	2	61	4	20	-5	3	-1	6	71	6	23	-6
AT		15	-2	39	1	32	5	11	-2	3	54	-1	43	3
PL		14	0	50	1	24	-1	5	2	7	64	1	29	1
PT		5	-1	57	9	25	-8	3	-1	10	62	8	28	-9
RO		16	0	49	-2	22	0	6	1	7	65	-2	28	1
SI		9	2	43	-4	33	3	7	-2	8	52	-2	40	1
SK		13	-1	46	1	27	1	5	-2	9	59	0	32	-1
FI		5	-2	49	5	36	-2	3	-1	7	54	3	39	-3
SE		11	3	55	1	23	-5	4	-1	7	66	4	27	-6
UK		14	5	44	-7	19	-1	7	0	16	58	-2	26	-1






























**QA11.4** Please tell me for each of the following words if it describes very well, fairly well, fairly badly or very badly the idea you might have of the EU.

**Efficient (%)**

		Describes very well		Describes fairly well		Describes fairly badly		Describes very badly		Don't know	Total 'Describes well'		Total 'Describes badly'	
		Aut.2018	Diff. Aut.2018 - Sp.2018	Aut.2018	Diff. Aut.2018 - Sp.2018	Aut.2018	Diff. Aut.2018 - Sp.2018	Aut.2018	Diff. Aut.2018 - Sp.2018		Aut.2018	Diff. Aut.2018 - Sp.2018	Aut.2018	Diff. Aut.2018 - Sp.2018
EU28		6	-1	34	0	39	1	11	-1	10	40	-1	50	0
EURO AREA		5	0	33	1	42	0	11	-1	9	38	1	53	-1
NON-EURO AREA		10	1	37	-2	32	1	11	-1	10	47	-1	43	0
BE		9	5	42	0	38	-5	8	-1	3	51	5	46	-6
BG		20	-3	36	-1	23	4	9	1	12	56	-4	32	5
CZ		9	-3	37	1	34	-1	13	1	7	46	-2	47	0
DK		6	1	27	2	38	-3	20	1	9	33	3	58	-2
DE		5	0	35	6	40	-3	10	-3	10	40	6	50	-6
EE		5	-1	38	-1	29	-2	7	1	21	43	-2	36	-1
IE		15	0	52	-1	18	-3	5	1	10	67	-1	23	-2
EL		4	1	26	2	49	0	17	-3	4	30	3	66	-3
ES		5	0	35	2	38	-4	8	0	14	40	2	46	-4
FR		1	-2	23	-4	51	5	15	0	10	24	-6	66	5
HR		14	3	49	1	26	-2	7	-1	4	63	4	33	-3
IT		5	-2	36	0	41	3	11	1	7	41	-2	52	4
CY		5	-2	40	4	38	2	13	-3	4	45	2	51	-1
LV		7	0	36	-2	32	-2	6	-2	19	43	-2	38	-4
LT		13	1	61	2	15	-4	2	1	9	74	3	17	-3
LU		4	-1	34	-6	39	0	10	1	13	38	-7	49	1
HU		14	1	44	3	29	-3	9	0	4	58	4	38	-3
MT		8	2	48	-1	24	-2	1	-5	19	56	1	25	-7
NL		2	1	21	4	48	-1	25	-1	4	23	5	73	-2
AT		11	0	38	6	35	-1	12	-3	4	49	6	47	-4
PL		11	0	49	-2	28	1	6	2	6	60	-2	34	3
PT		4	-3	54	8	28	-6	2	-1	12	58	5	30	-7
RO		12	-4	53	4	23	-1	4	0	8	65	0	27	-1
SI		6	1	35	-5	41	5	10	-1	8	41	-4	51	4
SK		11	1	41	-2	29	1	7	-1	12	52	-1	36	0
FI		2	-1	24	-4	55	4	13	1	6	26	-5	68	5
SE		2	0	19	0	52	3	21	-4	6	21	0	73	-1
UK		8	5	26	-7	36	2	15	-3	15	34	-2	51	-1






























**QA11.5** Please tell me for each of the following words if it describes very well, fairly well, fairly badly or very badly the idea you might have of the EU.

**Remote (%)**

		Describes very well		Describes fairly well		Describes fairly badly		Describes very badly		Don't know	Total 'Describes well'		Total 'Describes badly'	
		Aut.2018	Diff. Aut.2018 - Sp.2018	Aut.2018	Diff. Aut.2018 - Sp.2018	Aut.2018	Diff. Aut.2018 - Sp.2018	Aut.2018	Diff. Aut.2018 - Sp.2018		Aut.2018	Diff. Aut.2018 - Sp.2018	Aut.2018	Diff. Aut.2018 - Sp.2018
EU28		15	0	37	-1	29	0	8	0	11	52	-1	37	0
EURO AREA		16	0	39	-1	28	0	7	0	10	55	-1	35	0
NON-EURO AREA		13	2	34	-1	30	-2	10	0	13	47	1	40	-2
BE		17	0	38	-4	34	2	6	0	5	55	-4	40	2
BG		18	1	30	3	25	-4	13	0	14	48	4	38	-4
CZ		10	2	26	-3	38	-1	14	1	12	36	-1	52	0
DK		27	2	32	-1	25	1	7	-1	9	59	1	32	0
DE		14	-1	34	-2	31	-1	10	2	11	48	-3	41	1
EE		12	-2	36	-1	29	0	5	-1	18	48	-3	34	-1
IE		11	-1	39	-2	26	-4	10	0	14	50	-3	36	-4
EL		25	4	41	2	27	-6	5	0	2	66	6	32	-6
ES		14	-4	41	-4	26	2	6	1	13	55	-8	32	3
FR		16	1	38	1	27	-1	6	-1	13	54	2	33	-2
HR		12	1	34	-1	36	0	13	3	5	46	0	49	3
IT		19	0	45	2	25	-1	7	2	4	64	2	32	1
CY		14	-3	32	-2	31	1	11	1	12	46	-5	42	2
LV		13	3	33	-5	22	-6	7	1	25	46	-2	29	-5
LT		8	0	33	-4	40	7	9	-2	10	41	-4	49	5
LU		10	-1	31	-5	29	-5	7	1	23	41	-6	36	-4
HU		16	1	41	5	31	-5	8	0	4	57	6	39	-5
MT		8	3	38	-2	22	-6	4	-4	28	46	1	26	-10
NL		14	-1	44	1	30	3	4	-4	8	58	0	34	-1
AT		18	-3	41	4	30	3	7	-2	4	59	1	37	1
PL		11	4	39	3	32	-6	11	2	7	50	7	43	-4
PT		8	-1	45	-2	32	2	5	1	10	53	-3	37	3
RO		13	-1	43	6	28	-1	4	-6	12	56	5	32	-7
SI		13	1	31	-5	35	5	11	-2	10	44	-4	46	3
SK		13	1	33	-3	38	9	5	-6	11	46	-2	43	3
FI		23	1	48	1	23	2	2	-2	4	71	2	25	0
SE		14	-2	39	0	33	3	8	-2	6	53	-2	41	1
UK		11	0	28	-7	29	2	10	1	22	39	-7	39	3



































**QA11.6** Please tell me for each of the following words if it describes very well, fairly well, fairly badly or very badly the idea you might have of the EU.

**Forward-looking (%)**

		Describes very well		Describes fairly well		Describes fairly badly		Describes very badly		Don't know	Total 'Describes well'		Total 'Describes badly'	
		Aut.2018	Diff. Aut.2018 - Sp.2018	Aut.2018	Diff. Aut.2018 - Sp.2018	Aut.2018	Diff. Aut.2018 - Sp.2018	Aut.2018	Diff. Aut.2018 - Sp.2018	Aut.2018	Aut.2018	Diff. Aut.2018 - Sp.2018	Aut.2018	Diff. Aut.2018 - Sp.2018
EU28		10	0	47	0	27	1	6	-1	10	57	0	33	0
EURO AREA		8	-1	48	2	29	1	6	-1	9	56	1	35	0
NON-EURO AREA		12	-1	45	-2	24	1	7	1	12	57	-3	31	2
BE		7	0	50	0	34	0	5	-1	4	57	0	39	-1
BG		19	-5	46	3	14	1	6	1	15	65	-2	20	2
CZ		8	-4	40	-1	32	-1	11	4	9	48	-5	43	3
DK		8	0	40	-1	29	2	9	1	14	48	-1	38	3
DE		12	0	55	2	24	-1	3	-1	6	67	2	27	-2
EE		9	1	45	-5	23	3	4	0	19	54	-4	27	3
IE		16	-3	60	1	12	-2	3	1	9	76	-2	15	-1
EL		4	2	28	2	48	-1	15	-3	5	32	4	63	-4
ES		9	0	43	-1	27	1	6	1	15	52	-1	33	2
FR		5	-1	41	-2	32	3	11	1	11	46	-3	43	4
HR		19	2	57	7	13	-8	5	2	6	76	9	18	-6
IT		6	-4	47	3	33	4	6	0	8	53	-1	39	4
CY		5	-4	39	3	36	1	13	1	7	44	-1	49	2
LV		12	1	48	-2	19	-2	4	-2	17	60	-1	23	-4
LT		17	2	57	-1	14	0	3	1	9	74	1	17	1
LU		8	-1	48	-7	25	3	6	0	13	56	-8	31	3
HU		15	2	45	0	28	1	9	0	3	60	2	37	1
MT		17	5	48	-10	14	-2	1	0	20	65	-5	15	-2
NL		4	-1	52	4	29	-2	6	-2	9	56	3	35	-4
AT		15	1	48	1	25	0	6	-2	6	63	2	31	-2
PL		12	-3	55	4	21	2	3	-1	9	67	1	24	1
PT		10	-1	67	8	12	-6	1	0	10	77	7	13	-6
RO		18	-6	53	1	18	3	3	0	8	71	-5	21	3
SI		13	-1	45	-4	26	4	6	0	10	58	-5	32	4
SK		13	-3	46	1	25	2	5	0	11	59	-2	30	2
FI		4	-1	42	3	42	0	5	0	7	46	2	47	0
SE		3	-2	44	3	37	-1	6	-2	10	47	1	43	-3
UK		10	2	39	-6	25	0	9	0	17	49	-4	34	0

## QA12.1 Have you heard of...?

## The European Parliament (%)



































		Yes		No		Don't know
		Aut.2018	Diff. Aut.2018 - Sp.2018	Aut.2018	Diff. Aut.2018 - Sp.2018	
EU28		92	-1	7	0	1
EURO AREA		93	-1	7	1	0
NON-EURO AREA		90	0	9	0	1
BE		97	0	3	0	0
BG		94	0	5	2	1
CZ		89	-4	10	3	1
DK		95	-2	4	2	1
DE		94	-1	5	0	1
EE		96	0	3	0	1
IE		95	-1	5	1	0
EL		96	-2	4	2	0
ES		93	1	7	0	0
FR		91	-1	9	1	0
HR		97	3	3	-2	0
IT		89	-2	11	3	0
CY		92	1	8	-1	0
CY (tcc)		68	-2	19	0	13
LV		92	-1	7	0	1
LT		93	-3	6	3	1
LU		96	-2	3	1	1
HU		94	-2	6	2	0
MT		95	-1	3	1	2
NL		98	1	2	-1	0
AT		90	-1	9	0	1
PL		93	1	6	-1	1
PT		97	0	2	0	1
RO		92	1	8	-1	0
SI		96	-2	4	2	0
SK		91	-4	6	2	3
FI		98	1	2	0	0
SE		100	1	0	-1	0
UK		84	-1	14	0	2
AL*		96	3	4	-2	0
MK*		80	1	19	-1	1
ME*		90	9	10	-7	0
RS*		72	3	26	-3	2
TR*		64	-4	33	4	3

\*Diff. Aut. 2018 - Sp.2017



## QA12.2 Have you heard of...?






























## The European Commission (%)

		Yes		No		Don't know
		Aut.2018	Diff. Aut.2018 - Sp.2018	Aut.2018	Diff. Aut.2018 - Sp.2018	
EU28		83	-3	16	3	1
EURO AREA		84	-2	15	2	1
NON-EURO AREA		82	-2	16	1	2
BE		93	-2	6	1	1
BG		78	-5	19	5	3
CZ		78	-6	19	4	3
DK		90	-2	9	2	1
DE		86	-1	13	0	1
EE		93	1	6	0	1
IE		84	-7	14	6	2
EL		94	-2	6	2	0
ES		85	0	14	1	1
FR		85	-1	14	0	1
HR		84	0	15	1	1
IT		71	-7	28	7	1
CY		86	2	13	-1	1
CY (tcc)		66	-1	21	-1	13
LV		86	-4	13	4	1
LT		87	-4	11	3	2
LU		95	-2	4	1	1
HU		84	-6	15	5	1
MT		89	-4	8	4	3
NL		90	-1	9	1	1
AT		81	-3	18	3	1
PL		86	-5	12	4	2
PT		92	-3	6	2	2
RO		84	2	15	-2	1
SI		94	-2	6	2	0
SK		79	-8	17	5	4
FI		97	3	3	-2	0
SE		92	-2	7	2	1
UK		76	-1	21	-1	3
AL*		87	3	12	-2	1
MK*		76	0	23	0	1
ME*		80	2	20	1	0
RS*		66	3	31	-2	3
TR*		54	-6	42	5	4

\*Diff. Aut. 2018 - Sp.2017






























## QA12.3 Have you heard of...?

## The European Central Bank (%)

		Yes		No		Don't know
		Aut.2018	Diff. Aut.2018 - Sp.2018	Aut.2018	Diff. Aut.2018 - Sp.2018	Aut.2018
EU28		83	-1	16	1	1
EURO AREA		86	-3	13	3	1
NON-EURO AREA		75	1	23	-1	2
BE		87	0	12	-1	1
BG		83	0	14	2	3
CZ		75	-2	22	0	3
DK		86	-1	13	1	1
DE		92	-1	7	0	1
EE		90	0	7	-1	3
IE		92	-2	7	2	1
EL		93	-3	7	3	0
ES		90	0	9	0	1
FR		82	-2	17	1	1
HR		82	4	17	-3	1
IT		75	-8	24	9	1
CY		91	1	9	0	0
LV		84	-3	15	4	1
LT		81	-4	17	4	2
LU		90	-6	8	5	2
HU		73	-3	26	3	1
MT		88	2	9	1	3
NL		92	-1	8	1	0
AT		88	0	11	0	1
PL		72	-1	24	0	4
PT		94	-1	5	1	1
RO		79	1	20	0	1
SI		91	-4	9	4	0
SK		84	1	12	-3	4
FI		97	1	3	0	0
SE		94	0	5	-1	1
UK		70	2	27	-4	3






























## QA12.4 Have you heard of...?

## The European Council (%)

		Yes		No		Don't know
		Aut.2018	Diff. Aut.2018 - Sp.2018	Aut.2018	Diff. Aut.2018 - Sp.2018	Aut.2018
EU28		68	-2	29	1	3
EURO AREA		67	-2	31	2	2
NON-EURO AREA		71	1	25	-2	4
BE		67	-3	31	3	2
BG		67	0	28	2	5
CZ		63	-5	32	2	5
DK		75	-1	22	2	3
DE		69	-3	28	2	3
EE		80	5	15	-4	5
IE		72	-6	25	5	3
EL		77	-1	22	1	1
ES		73	-2	26	4	1
FR		65	1	34	0	1
HR		77	5	22	-4	1
IT		60	-3	38	3	2
CY		80	0	19	2	1
LV		77	0	21	0	2
LT		60	4	36	-5	4
LU		77	-7	16	3	7
HU		74	-4	25	4	1
MT		77	-7	16	6	7
NL		51	-7	47	7	2
AT		66	-1	31	1	3
PL		75	-1	22	2	3
PT		82	-4	15	4	3
RO		79	1	20	0	1
SI		84	4	14	-5	2
SK		72	1	23	-3	5
FI		86	10	12	-9	2
SE		80	2	16	-5	4
UK		64	2	31	-4	5



































## QA12.5 Have you heard of...?

## The Council of the European Union (%)

		Yes		No		Don't know
		Aut.2018	Diff. Aut.2018 - Sp.2018	Aut.2018	Diff. Aut.2018 - Sp.2018	Aut.2018
EU28		62	4	34	-4	4
EURO AREA		61	2	35	-2	4
NON-EURO AREA		62	5	33	-6	5
BE		67	5	31	-5	2
BG		64	3	29	-2	7
CZ		65	-3	30	1	5
DK		55	3	38	-4	7
DE		51	2	42	-4	7
EE		82	8	13	-7	5
IE		61	-1	35	1	4
EL		74	3	25	-3	1
ES		70	-1	29	3	1
FR		61	2	36	-2	3
HR		80	9	18	-9	2
IT		56	3	42	-1	2
CY		78	1	20	0	2
LV		72	7	24	-7	4
LT		65	-2	31	1	4
LU		74	-8	15	1	11
HU		65	3	34	-2	1
MT		74	-6	19	6	7
NL		67	-2	31	1	2
AT		61	0	36	2	3
PL		74	1	23	0	3
PT		78	1	18	1	4
RO		77	6	21	-6	2
SI		85	7	14	-6	1
SK		71	2	24	-3	5
FI		75	19	22	-17	3
SE		43	4	50	-7	7
UK		51	10	41	-14	8

**QA13.1** And please tell me if you tend to trust or tend not to trust these European institutions.



































**The European Parliament (%)**

		Tend to trust		Tend not to trust		Don't know
		Aut.2018	Diff. Aut.2018 - Sp.2018	Aut.2018	Diff. Aut.2018 - Sp.2018	
EU28		48	-2	39	0	13
EURO AREA		49	-2	40	1	11
NON-EURO AREA		47	0	37	-2	16
BE		64	3	32	-5	4
BG		51	-1	32	3	17
CZ		38	-3	50	0	12
DK		62	-5	27	6	11
DE		60	0	30	-3	10
EE		51	-6	20	3	29
IE		57	-7	27	4	16
EL		37	-2	59	0	4
ES		37	-4	49	3	14
FR		40	-3	44	1	16
HR		50	1	41	2	9
IT		44	-5	47	6	9
CY		46	-1	41	2	13
CY (tcc)		67	2	21	-1	12
LV		47	-6	31	-1	22
LT		57	-10	24	6	19
LU		60	-10	26	5	14
HU		56	1	37	1	7
MT		55	0	20	-5	25
NL		63	-1	27	-2	10
AT		55	5	39	-3	6
PL		54	6	31	-3	15
PT		55	-4	31	1	14
RO		60	1	29	-3	11
SI		38	0	53	1	9
SK		46	-3	40	0	14
FI		63	0	26	4	11
SE		69	-2	20	-3	11
UK		33	-2	44	-5	23
AL*		78	3	16	1	6
MK*		50	3	32	-2	18
ME*		59	11	33	-3	8
RS*		29	2	43	-5	28
TR*		29	-3	56	5	15

\*Diff. Aut. 2018 - Sp.2017

**QA13.2** And please tell me if you tend to trust or tend not to trust these European institutions.






























**The European Commission (%)**

		Tend to trust		Tend not to trust		Don't know
		Aut.2018	Diff. Aut.2018 - Sp.2018	Aut.2018	Diff. Aut.2018 - Sp.2018	
EU28		43	-3	39	0	18
EURO AREA		43	-4	41	2	16
NON-EURO AREA		42	-2	37	-1	21
BE		58	0	36	-3	6
BG		45	-3	31	3	24
CZ		30	-7	53	2	17
DK		56	-8	26	5	18
DE		54	-1	30	-2	16
EE		49	-5	20	3	31
IE		50	-11	30	6	20
EL		28	-2	66	-1	6
ES		31	-6	50	3	19
FR		36	-5	44	2	20
HR		44	0	42	2	14
IT		36	-10	49	8	15
CY		43	3	40	-1	17
CY (tcc)		65	0	21	-1	14
LV		41	-11	33	2	26
LT		57	-8	21	5	22
LU		57	-10	27	5	16
HU		52	-1	38	2	10
MT		52	-2	18	-5	30
NL		61	4	24	-5	15
AT		46	1	42	-1	12
PL		48	2	34	0	18
PT		54	-3	31	0	15
RO		55	-2	33	2	12
SI		36	-2	55	4	9
SK		43	-4	39	-1	18
FI		61	0	27	5	12
SE		63	-2	18	-4	19
UK		30	-3	42	-5	28
AL*		73	8	17	-4	10
MK*		47	1	33	-1	20
ME*		45	0	47	9	8
RS*		26	2	44	-4	30
TR*		23	-4	61	9	16

\*Diff. Aut. 2018 - Sp.2017






























**QA13.3** And please tell me if you tend to trust or tend not to trust these European institutions.

**The European Central Bank (%)**

		Tend to trust		Tend not to trust		Don't know
		Aut.2018	Diff. Aut.2018 - Sp.2018	Aut.2018	Diff. Aut.2018 - Sp.2018	Aut.2018
EU28		41	0	42	-1	17
EURO AREA		41	-1	45	0	14
NON-EURO AREA		40	0	37	-1	23
BE		53	-3	40	0	7
BG		44	-4	31	4	25
CZ		33	-10	48	7	19
DK		55	-7	24	5	21
DE		49	3	39	-6	12
EE		47	-5	21	4	32
IE		46	-8	36	3	18
EL		22	-5	72	3	6
ES		29	-2	56	0	15
FR		31	-4	49	4	20
HR		43	8	46	-2	11
IT		37	-2	50	2	13
CY		33	-1	51	-1	16
LV		42	-8	31	0	27
LT		49	-10	25	6	26
LU		51	-11	29	4	20
HU		47	3	37	-4	16
MT		58	5	11	-9	31
NL		62	0	27	-1	11
AT		52	4	40	-2	8
PL		43	5	35	0	22
PT		52	-4	33	1	15
RO		51	2	33	-3	16
SI		36	-1	53	1	11
SK		45	1	37	-3	18
FI		71	4	20	0	9
SE		65	0	20	-4	15
UK		30	-1	41	-3	29

**QA13.4** And please tell me if you tend to trust or tend not to trust these European institutions.






























**The European Council (%)**

		Tend to trust		Tend not to trust		Don't know
		Aut.2018	Diff. Aut.2018 - Sp.2018	Aut.2018	Diff. Aut.2018 - Sp.2018	Aut.2018
EU28		37	-2	36	0	27
EURO AREA		36	-3	37	0	27
NON-EURO AREA		38	-1	35	0	27
BE		45	-7	38	1	17
BG		39	-1	31	5	30
CZ		26	-9	49	5	25
DK		45	-8	20	3	35
DE		44	-2	25	-4	31
EE		40	-5	19	4	41
IE		43	-11	28	3	29
EL		30	-1	56	-2	14
ES		28	-5	47	0	25
FR		28	-5	40	3	32
HR		43	5	42	-1	15
IT		34	-3	46	4	20
CY		38	0	40	0	22
LV		38	-8	30	0	32
LT		39	-7	22	4	39
LU		42	-15	24	5	34
HU		46	-1	38	1	16
MT		48	-2	12	-10	40
NL		36	-7	19	-2	45
AT		39	1	41	-1	20
PL		45	4	32	-2	23
PT		49	-3	30	0	21
RO		52	1	33	0	15
SI		33	1	53	3	14
SK		38	-1	39	-2	23
FI		56	4	23	2	21
SE		52	-2	15	-4	33
UK		26	-3	39	-1	35
































**QA13.5** And please tell me if you tend to trust or tend not to trust these European institutions.

**The Council of the European Union (%)**


































		Tend to trust		Tend not to trust		Don't know
		Aut.2018	Diff. Aut.2018 - Sp.2018	Aut.2018	Diff. Aut.2018 - Sp.2018	Aut.2018
EU28		34	-1	36	0	30
EURO AREA		34	-2	36	0	30
NON-EURO AREA		34	1	35	0	31
BE		45	-4	37	0	18
BG		41	5	28	2	31
CZ		27	-7	49	5	24
DK		33	-7	20	2	47
DE		37	1	23	-4	40
EE		41	-2	18	2	41
IE		37	-10	28	3	35
EL		28	-3	57	1	15
ES		27	-5	46	-1	27
FR		27	-3	39	1	34
HR		45	6	41	0	14
IT		32	-3	47	7	21
CY		37	1	39	-1	24
LV		36	-3	29	-1	35
LT		43	-5	20	3	37
LU		40	-17	23	5	37
HU		44	1	38	0	18
MT		47	-2	15	-6	38
NL		46	0	21	-3	33
AT		37	3	42	-1	21
PL		44	6	33	-1	23
PT		47	-2	30	1	23
RO		53	4	32	-2	15
SI		33	1	53	4	14
SK		39	0	37	-2	24
FI		49	8	23	3	28
SE		32	-2	15	-2	53
UK		22	-1	38	0	40

**QA14.1** For each of the following statements about the EU could you please tell me whether you think it is true or false.



































**The Euro area currently consists of 19 Member States (%)**

		True		False		Don't know
		Aut.2018	Diff. Aut.2018 - Sp.2018	Aut.2018	Diff. Aut.2018 - Sp.2018	
EU28		36	0	39	0	25
EURO AREA		35	2	43	0	22
NON-EURO AREA		37	-2	33	1	30
BE		48	-3	38	1	14
BG		38	1	23	-1	39
CZ		34	-1	45	-2	21
DK		41	2	19	-2	40
DE		33	-5	46	4	21
EE		33	1	32	0	35
IE		37	0	44	2	19
EL		47	5	35	-6	18
ES		33	6	39	-1	28
FR		34	5	40	-3	26
HR		27	-2	59	4	14
IT		32	3	52	-2	16
CY		35	1	26	5	39
CY (tcc)		41	1	20	-2	39
LV		36	-1	26	0	38
LT		47	7	20	-7	33
LU		45	-9	31	3	24
HU		38	3	43	-4	19
MT		33	3	30	-6	37
NL		34	-4	34	2	32
AT		38	-1	53	2	9
PL		46	1	24	1	30
PT		32	4	36	-5	32
RO		46	5	31	-6	23
SI		42	10	39	-8	19
SK		40	4	43	-6	17
FI		40	4	29	-2	31
SE		47	-4	25	-2	28
UK		28	-8	38	6	34

**QA14.2** For each of the following statements about the EU could you please tell me whether you think it is true or false.  
**The members of the European Parliament are directly elected by the citizens of each Member State (%)**


































		True		False		Don't know
		Aut.2018	Diff. Aut.2018 - Sp.2018	Aut.2018	Diff. Aut.2018 - Sp.2018	
		Aut.2018	Diff. Aut.2018 - Sp.2018	Aut.2018	Diff. Aut.2018 - Sp.2018	
EU28		<b>59</b>	4	<b>26</b>	-3	<b>15</b>
EURO AREA		<b>57</b>	6	<b>29</b>	-4	<b>14</b>
NON-EURO AREA		<b>63</b>	2	<b>21</b>	-2	<b>16</b>
BE		<b>60</b>	2	<b>31</b>	-4	<b>9</b>
BG		<b>83</b>	6	<b>6</b>	-1	<b>11</b>
CZ		<b>58</b>	3	<b>26</b>	-8	<b>16</b>
DK		<b>73</b>	1	<b>18</b>	2	<b>9</b>
DE		<b>56</b>	4	<b>31</b>	-4	<b>13</b>
EE		<b>60</b>	3	<b>19</b>	-3	<b>21</b>
IE		<b>75</b>	1	<b>12</b>	-2	<b>13</b>
EL		<b>86</b>	0	<b>9</b>	0	<b>5</b>
ES		<b>56</b>	2	<b>27</b>	-2	<b>17</b>
FR		<b>45</b>	6	<b>34</b>	-1	<b>21</b>
HR		<b>78</b>	9	<b>13</b>	-6	<b>9</b>
IT		<b>60</b>	12	<b>28</b>	-8	<b>12</b>
CY		<b>84</b>	2	<b>7</b>	-2	<b>9</b>
CY (tcc)		<b>51</b>	-1	<b>14</b>	0	<b>35</b>
LV		<b>65</b>	3	<b>20</b>	-4	<b>15</b>
LT		<b>78</b>	2	<b>12</b>	0	<b>10</b>
LU		<b>64</b>	2	<b>21</b>	-3	<b>15</b>
HU		<b>64</b>	14	<b>28</b>	-10	<b>8</b>
MT		<b>84</b>	1	<b>7</b>	0	<b>9</b>
NL		<b>40</b>	4	<b>51</b>	-5	<b>9</b>
AT		<b>51</b>	-1	<b>41</b>	4	<b>8</b>
PL		<b>70</b>	5	<b>16</b>	-3	<b>14</b>
PT		<b>69</b>	6	<b>15</b>	-10	<b>16</b>
RO		<b>70</b>	0	<b>18</b>	1	<b>12</b>
SI		<b>74</b>	5	<b>17</b>	-2	<b>9</b>
SK		<b>74</b>	4	<b>14</b>	-6	<b>12</b>
FI		<b>68</b>	-1	<b>17</b>	1	<b>15</b>
SE		<b>62</b>	0	<b>31</b>	0	<b>7</b>
UK		<b>51</b>	-4	<b>24</b>	-1	<b>25</b>
AL		<b>39</b>	8	<b>57</b>	-1	<b>4</b>
MK		<b>51</b>	4	<b>22</b>	-7	<b>27</b>
ME		<b>38</b>	3	<b>50</b>	5	<b>12</b>
RS		<b>45</b>	3	<b>22</b>	-6	<b>33</b>
TR		<b>39</b>	-2	<b>39</b>	2	<b>22</b>

**QA14.3** For each of the following statements about the EU could you please tell me whether you think it is true or false.  
**Switzerland is a Member State of the EU (%)**

		True		False		Don't know
		Aut.2018	Diff. Aut.2018 - Sp.2018	Aut.2018	Diff. Aut.2018 - Sp.2018	Aut.2018
EU28		16	1	73	0	11
EURO AREA		14	2	77	-2	9
NON-EURO AREA		19	-1	64	1	17
BE		17	1	78	-1	5
BG		15	-1	59	2	26
CZ		9	-5	80	4	11
DK		14	2	74	1	12
DE		8	0	88	0	4
EE		20	2	60	-3	20
IE		25	3	59	-4	16
EL		25	9	65	-7	10
ES		24	4	58	-5	18
FR		14	1	76	-2	10
HR		10	-3	81	2	9
IT		12	3	80	-1	8
CY		18	2	59	4	23
CY (tcc)		37	4	25	-4	38
LV		23	-2	57	3	20
LT		17	-4	66	6	17
LU		6	0	91	0	3
HU		17	4	77	-1	6
MT		10	-4	72	2	18
NL		12	2	83	-3	5
AT		6	2	92	-3	2
PL		22	1	60	3	18
PT		11	-3	79	3	10
RO		30	4	54	-3	16
SI		11	3	84	-3	5
SK		20	5	67	-7	13
FI		19	0	68	0	13
SE		21	4	75	-2	4
UK		18	-2	62	0	20
AL		60	-6	38	10	2
MK		13	-1	68	-4	19
ME		27	2	65	5	8
RS		15	1	70	-5	15
TR		35	-1	42	1	23






























**QA15.1** What is your opinion on each of the following statements? Please tell me for each statement, whether you are for it or against it.

**A European economic and monetary union with one single currency, the euro (%)**  
(*'SENSITIVE QUESTION'*)

		For		Against		Refusal (SPONTA- NEOUS)		Don't know
		Aut.2018	Diff. Aut.2018 - Sp.2018	Aut.2018	Diff. Aut.2018 - Sp.2018	Aut.2018	Diff. Aut.2018 - Sp.2018	
EU28		62	1	32	0	2	N.A	4
EURO AREA		75	1	20	0	2	N.A	3
NON-EURO AREA		35	0	55	-1	3	N.A	7
BE		84	2	14	-3	1	N.A	1
BG		35	0	52	2	1	N.A	12
CZ		21	-2	74	3	2	N.A	3
DK		30	1	61	-4	3	N.A	6
DE		81	-2	15	1	2	N.A	2
EE		85	-3	9	2	2	N.A	4
IE		84	0	10	0	1	N.A	5
EL		67	-2	30	3	1	N.A	2
ES		78	2	17	-2	2	N.A	3
FR		72	2	24	0	1	N.A	3
HR		40	-6	56	8	1	N.A	3
IT		63	2	27	-2	5	N.A	5
CY		74	5	24	-4	1	N.A	1
CY (tcc)		46	1	42	-2	3	N.A	9
LV		81	-2	13	1	1	N.A	5
LT		67	2	27	-3	1	N.A	5
LU		85	4	9	-4	0	N.A	6
HU		53	0	43	1	2	N.A	2
MT		74	2	17	1	2	N.A	7
NL		80	0	18	0	1	N.A	1
AT		70	3	23	-4	3	N.A	4
PL		36	2	54	-4	2	N.A	8
PT		77	-3	17	2	1	N.A	5
RO		55	-6	35	7	5	N.A	5
SI		86	2	11	-2	1	N.A	2
SK		77	0	15	-2	2	N.A	6
FI		82	6	14	-5	1	N.A	3
SE		29	3	65	-6	1	N.A	5
UK		28	1	59	-2	6	N.A	7
AL		80	-1	18	1	2	N.A	0
MK		73	2	19	-3	2	N.A	6
ME		75	-5	18	1	2	N.A	5
RS		52	0	34	-1	4	N.A	10
TR		28	0	59	0	4	N.A	9


































**QA15.2** What is your opinion on each of the following statements? Please tell me for each statement, whether you are for it or against it.

**A common foreign policy of the 28 Member States of the EU (%)**  
(*'SENSITIVE QUESTION'*)

		For		Against		Refusal (SPONTANEOUS)		Don't know
		Aut.2018	Diff. Aut.2018 - Sp.2018	Aut.2018	Diff. Aut.2018 - Sp.2018	Aut.2018	Diff. Aut.2018 - Sp.2018	
EU28		65	-1	26	1	2	N.A	7
EURO AREA		70	0	22	-1	2	N.A	6
NON-EURO AREA		55	-3	32	2	3	N.A	10
BE		71	1	26	-1	1	N.A	2
BG		62	-3	23	4	1	N.A	14
CZ		52	-7	39	4	2	N.A	7
DK		46	-4	39	-2	8	N.A	7
DE		83	-2	13	1	1	N.A	3
EE		63	-3	24	3	1	N.A	12
IE		73	1	16	0	2	N.A	9
EL		65	-9	30	8	1	N.A	4
ES		79	1	15	2	1	N.A	5
FR		60	4	30	-3	1	N.A	9
HR		61	1	33	-1	1	N.A	5
IT		62	-1	27	0	4	N.A	7
CY		76	-6	19	8	1	N.A	4
LV		72	1	16	-4	1	N.A	11
LT		79	1	12	-2	1	N.A	8
LU		72	3	17	-4	2	N.A	9
HU		59	-8	37	11	1	N.A	3
MT		58	6	25	-5	4	N.A	13
NL		68	2	26	-4	1	N.A	5
AT		61	1	33	-1	3	N.A	3
PL		65	-3	26	3	2	N.A	7
PT		66	4	16	-11	0	N.A	18
RO		64	-5	25	5	5	N.A	6
SI		72	-1	21	-2	2	N.A	5
SK		67	-4	24	4	2	N.A	7
FI		50	-3	41	5	2	N.A	7
SE		43	6	48	-12	2	N.A	7
UK		47	-3	33	0	5	N.A	15

**QA15.3** What is your opinion on each of the following statements? Please tell me for each statement, whether you are for it or against it.






























**Further enlargement of the EU to include other countries in future years (%)**  
(*'SENSITIVE QUESTION'*)

		For		Against		Refusal (SPONTA- NEOUS)		Don't know
		Aut.2018	Diff. Aut.2018 - Sp.2018	Aut.2018	Diff. Aut.2018 - Sp.2018	Aut.2018	Diff. Aut.2018 - Sp.2018	
EU28		43	-1	45	-1	4	N.A	8
EURO AREA		39	-1	51	0	3	N.A	7
NON-EURO AREA		52	1	34	-2	5	N.A	9
BE		42	3	53	-5	2	N.A	3
BG		51	-1	28	0	2	N.A	19
CZ		34	-2	54	-2	3	N.A	9
DK		32	-3	51	-3	6	N.A	11
DE		31	0	61	-2	3	N.A	5
EE		45	-1	36	-1	4	N.A	15
IE		56	2	32	-2	3	N.A	9
EL		47	-1	47	1	3	N.A	3
ES		71	4	20	0	3	N.A	6
FR		30	-1	62	1	1	N.A	7
HR		61	2	33	-1	2	N.A	4
IT		38	0	46	-5	6	N.A	10
CY		55	6	37	-5	1	N.A	7
CY (tcc)		57	2	22	-1	4	N.A	17
LV		56	4	33	-4	1	N.A	10
LT		66	0	24	1	2	N.A	8
LU		33	2	55	-4	4	N.A	8
HU		62	1	31	0	2	N.A	5
MT		57	-1	25	1	3	N.A	15
NL		36	2	56	-3	3	N.A	5
AT		33	9	58	-11	5	N.A	4
PL		66	1	23	0	2	N.A	9
PT		50	1	38	0	1	N.A	11
RO		65	0	24	1	7	N.A	4
SI		54	-2	36	1	3	N.A	7
SK		47	-2	41	1	3	N.A	9
FI		28	0	64	2	1	N.A	7
SE		44	2	47	-6	2	N.A	7
UK		43	1	38	-4	7	N.A	12
AL		83	-2	15	1	2	N.A	0
MK		77	3	14	-5	2	N.A	7
ME		62	-6	29	7	2	N.A	7
RS		56	2	29	-4	4	N.A	11
TR		38	0	49	-1	4	N.A	9

**QA15.4** What is your opinion on each of the following statements? Please tell me for each statement, whether you are for it or against it.

**A common defence and security policy among EU Member States (%)**






























(*'SENSITIVE QUESTION'*)

		For		Against		Refusal (SPONTANEOUS)		Don't know
		Aut.2018	Diff. Aut.2018 - Sp.2018	Aut.2018	Diff. Aut.2018 - Sp.2018	Aut.2018	Diff. Aut.2018 - Sp.2018	
EU28		76	1	18	0	2	N.A	4
EURO AREA		79	1	15	-1	2	N.A	4
NON-EURO AREA		69	-1	23	2	2	N.A	6
BE		84	-1	13	-1	1	N.A	2
BG		72	-1	17	2	1	N.A	10
CZ		73	-4	21	2	1	N.A	5
DK		66	-2	22	-3	7	N.A	5
DE		87	1	10	-2	1	N.A	2
EE		84	0	9	1	1	N.A	6
IE		61	-6	27	3	2	N.A	10
EL		71	-10	27	10	1	N.A	1
ES		84	2	13	3	1	N.A	2
FR		77	3	17	0	1	N.A	5
HR		65	-1	30	1	1	N.A	4
IT		71	0	20	-2	4	N.A	5
CY		86	-4	13	5	1	N.A	0
LV		86	-1	8	-1	0	N.A	6
LT		87	2	7	-1	0	N.A	6
LU		82	-2	10	-2	1	N.A	7
HU		65	-10	31	10	2	N.A	2
MT		69	2	18	1	3	N.A	10
NL		84	3	13	-4	1	N.A	2
AT		66	9	28	-9	2	N.A	4
PL		79	0	17	3	1	N.A	3
PT		70	0	15	-6	1	N.A	14
RO		65	-7	26	6	5	N.A	4
SI		79	0	16	-1	2	N.A	3
SK		72	-4	19	3	2	N.A	7
FI		72	7	23	-5	0	N.A	5
SE		64	1	29	-5	1	N.A	6
UK		65	2	24	0	2	N.A	9



**QA15.5** What is your opinion on each of the following statements? Please tell me for each statement, whether you are for it or against it.






























**The EU's common trade policy (%)**  
(*'SENSITIVE QUESTION'*)

		For		Against		Refusal (SPONTANEOUS)		Don't know
		Aut.2018	Diff. Aut.2018 - Sp.2018	Aut.2018	Diff. Aut.2018 - Sp.2018	Aut.2018	Diff. Aut.2018 - Sp.2018	
EU28		<b>71</b>	<i>0</i>	<b>20</b>	<i>0</i>	<b>2</b>	<i>N.A</i>	<b>7</b>
EURO AREA		<b>73</b>	<i>1</i>	<b>19</b>	<i>0</i>	<b>2</b>	<i>N.A</i>	<b>6</b>
NON-EURO AREA		<b>67</b>	<i>0</i>	<b>22</b>	<i>0</i>	<b>3</b>	<i>N.A</i>	<b>8</b>
BE		<b>80</b>	<i>3</i>	<b>17</b>	<i>-3</i>	<b>1</b>	<i>N.A</i>	<b>2</b>
BG		<b>64</b>	<i>5</i>	<b>21</b>	<i>-1</i>	<b>2</b>	<i>N.A</i>	<b>13</b>
CZ		<b>55</b>	<i>-4</i>	<b>36</b>	<i>2</i>	<b>2</b>	<i>N.A</i>	<b>7</b>
DK		<b>71</b>	<i>-4</i>	<b>17</b>	<i>0</i>	<b>6</b>	<i>N.A</i>	<b>6</b>
DE		<b>86</b>	<i>2</i>	<b>10</b>	<i>-2</i>	<b>1</b>	<i>N.A</i>	<b>3</b>
EE		<b>83</b>	<i>2</i>	<b>9</b>	<i>0</i>	<b>1</b>	<i>N.A</i>	<b>7</b>
IE		<b>79</b>	<i>-1</i>	<b>11</b>	<i>2</i>	<b>1</b>	<i>N.A</i>	<b>9</b>
EL		<b>67</b>	<i>-2</i>	<b>28</b>	<i>3</i>	<b>1</b>	<i>N.A</i>	<b>4</b>
ES		<b>79</b>	<i>-1</i>	<b>13</b>	<i>2</i>	<b>2</b>	<i>N.A</i>	<b>6</b>
FR		<b>62</b>	<i>4</i>	<b>26</b>	<i>-3</i>	<b>1</b>	<i>N.A</i>	<b>11</b>
HR		<b>69</b>	<i>4</i>	<b>27</b>	<i>-2</i>	<b>1</b>	<i>N.A</i>	<b>3</b>
IT		<b>59</b>	<i>-2</i>	<b>31</b>	<i>3</i>	<b>4</b>	<i>N.A</i>	<b>6</b>
CY		<b>79</b>	<i>0</i>	<b>18</b>	<i>4</i>	<b>0</b>	<i>N.A</i>	<b>3</b>
LV		<b>81</b>	<i>3</i>	<b>11</b>	<i>-4</i>	<b>0</b>	<i>N.A</i>	<b>8</b>
LT		<b>85</b>	<i>0</i>	<b>8</b>	<i>0</i>	<b>0</b>	<i>N.A</i>	<b>7</b>
LU		<b>75</b>	<i>5</i>	<b>13</b>	<i>-9</i>	<b>2</b>	<i>N.A</i>	<b>10</b>
HU		<b>69</b>	<i>-6</i>	<b>26</b>	<i>5</i>	<b>2</b>	<i>N.A</i>	<b>3</b>
MT		<b>74</b>	<i>8</i>	<b>12</b>	<i>-5</i>	<b>1</b>	<i>N.A</i>	<b>13</b>
NL		<b>81</b>	<i>1</i>	<b>14</b>	<i>-1</i>	<b>1</b>	<i>N.A</i>	<b>4</b>
AT		<b>68</b>	<i>8</i>	<b>26</b>	<i>-8</i>	<b>3</b>	<i>N.A</i>	<b>3</b>
PL		<b>76</b>	<i>3</i>	<b>18</b>	<i>-1</i>	<b>1</b>	<i>N.A</i>	<b>5</b>
PT		<b>74</b>	<i>1</i>	<b>12</b>	<i>0</i>	<b>0</b>	<i>N.A</i>	<b>14</b>
RO		<b>62</b>	<i>-5</i>	<b>25</b>	<i>1</i>	<b>8</b>	<i>N.A</i>	<b>5</b>
SI		<b>77</b>	<i>0</i>	<b>17</b>	<i>-2</i>	<b>2</b>	<i>N.A</i>	<b>4</b>
SK		<b>66</b>	<i>-1</i>	<b>24</b>	<i>0</i>	<b>2</b>	<i>N.A</i>	<b>8</b>
FI		<b>72</b>	<i>4</i>	<b>21</b>	<i>-2</i>	<b>1</b>	<i>N.A</i>	<b>6</b>
SE		<b>73</b>	<i>0</i>	<b>20</b>	<i>-3</i>	<b>1</b>	<i>N.A</i>	<b>6</b>
UK		<b>64</b>	<i>0</i>	<b>22</b>	<i>1</i>	<b>3</b>	<i>N.A</i>	<b>11</b>

**QA15.6** What is your opinion on each of the following statements? Please tell me for each statement, whether you are for it or against it.






























**A common European policy on migration (%)**

(*'SENSITIVE QUESTION'*)

		For		Against		Refusal (SPONTANEOUS)		Don't know
		Aut.2018	Diff. Aut.2018 - Sp.2018	Aut.2018	Diff. Aut.2018 - Sp.2018	Aut.2018	Diff. Aut.2018 - Sp.2018	
EU28		69	1	24	-1	2	N.A	5
EURO AREA		75	1	20	0	1	N.A	4
NON-EURO AREA		57	2	34	-1	2	N.A	7
BE		75	-3	22	1	1	N.A	2
BG		59	-5	26	4	2	N.A	13
CZ		36	-5	56	2	2	N.A	6
DK		60	-2	28	-4	8	N.A	4
DE		84	-1	14	0	1	N.A	1
EE		41	-7	46	5	3	N.A	10
IE		75	-1	17	2	1	N.A	7
EL		74	1	24	-1	1	N.A	1
ES		86	4	11	0	1	N.A	2
FR		70	3	23	-1	1	N.A	6
HR		66	-2	30	3	1	N.A	3
IT		68	0	24	-1	3	N.A	5
CY		77	-7	19	6	1	N.A	3
LV		48	-3	41	1	2	N.A	9
LT		75	2	17	-3	1	N.A	7
LU		78	-1	15	-1	1	N.A	6
HU		44	-4	52	3	2	N.A	2
MT		75	9	18	-3	1	N.A	6
NL		85	3	11	-5	1	N.A	3
AT		56	4	38	-4	3	N.A	3
PL		55	4	38	-1	2	N.A	5
PT		69	-1	19	-2	0	N.A	12
RO		55	-4	31	-1	7	N.A	7
SI		69	0	25	-1	2	N.A	4
SK		50	4	40	-4	2	N.A	8
FI		56	3	35	0	1	N.A	8
SE		76	2	20	-3	1	N.A	3
UK		59	3	29	-2	2	N.A	10






























**QA15.7** What is your opinion on each of the following statements? Please tell me for each statement, whether you are for it or against it.

**A common energy policy among EU Member States (%)**  
(*'SENSITIVE QUESTION'*)

		For		Against		Refusal (SPONTANEOUS)		Don't know
		Aut.2018	Diff. Aut.2018 - Sp.2018	Aut.2018	Diff. Aut.2018 - Sp.2018	Aut.2018	Diff. Aut.2018 - Sp.2018	
EU28		74	1	18	0	2	N.A	6
EURO AREA		78	1	16	0	1	N.A	5
NON-EURO AREA		67	1	22	-1	3	N.A	8
BE		82	-1	15	0	1	N.A	2
BG		60	0	23	2	1	N.A	16
CZ		57	-5	34	5	2	N.A	7
DK		73	-2	17	-2	6	N.A	4
DE		87	-1	11	2	1	N.A	1
EE		72	-4	12	1	2	N.A	14
IE		80	-1	11	1	1	N.A	8
EL		73	-4	23	5	1	N.A	3
ES		85	4	10	-1	1	N.A	4
FR		73	1	18	1	1	N.A	8
HR		69	3	26	-1	1	N.A	4
IT		67	0	22	-1	4	N.A	7
CY		82	-6	14	6	1	N.A	3
LV		74	-1	14	0	1	N.A	11
LT		82	0	10	1	0	N.A	8
LU		83	2	9	-3	1	N.A	7
HU		72	-4	25	5	1	N.A	2
MT		77	6	9	-5	1	N.A	13
NL		77	2	18	-3	1	N.A	4
AT		63	5	29	-6	4	N.A	4
PL		74	3	18	-2	2	N.A	6
PT		75	-3	10	-1	1	N.A	14
RO		59	-9	30	8	6	N.A	5
SI		79	3	15	-4	2	N.A	4
SK		65	-4	24	2	2	N.A	9
FI		65	8	27	-5	1	N.A	7
SE		70	-1	22	-3	1	N.A	7
UK		65	5	21	-3	3	N.A	11






























**QA15.8** What is your opinion on each of the following statements? Please tell me for each statement, whether you are for it or against it.

**A digital single market within the EU (%)**  
(*'SENSITIVE QUESTION'*)

		For		Against		Refusal (SPONTANEOUS)		Don't know
		Aut.2018	Diff. Aut.2018 - Sp.2018	Aut.2018	Diff. Aut.2018 - Sp.2018	Aut.2018	Diff. Aut.2018 - Sp.2018	
EU28		63	1	20	-1	3	N.A	14
EURO AREA		66	1	19	0	3	N.A	12
NON-EURO AREA		57	2	23	-2	3	N.A	17
BE		74	3	21	-3	2	N.A	3
BG		49	2	22	0	2	N.A	27
CZ		54	-2	30	1	3	N.A	13
DK		55	-3	19	0	6	N.A	20
DE		77	0	9	-1	3	N.A	11
EE		78	-1	6	0	1	N.A	15
IE		71	-1	13	2	1	N.A	15
EL		71	-2	21	4	1	N.A	7
ES		72	1	14	2	2	N.A	12
FR		55	3	30	3	1	N.A	14
HR		69	0	23	1	1	N.A	7
IT		55	0	30	4	4	N.A	11
CY		78	1	14	3	0	N.A	8
LV		72	-3	9	-1	2	N.A	17
LT		79	2	8	1	1	N.A	12
LU		65	3	13	-6	2	N.A	20
HU		68	-2	22	3	2	N.A	8
MT		63	-2	12	-1	1	N.A	24
NL		61	1	19	-1	2	N.A	18
AT		62	7	25	-9	4	N.A	9
PL		72	4	16	-1	2	N.A	10
PT		58	-3	12	-2	1	N.A	29
RO		54	-8	27	3	9	N.A	10
SI		80	2	12	-3	2	N.A	6
SK		65	2	22	-2	3	N.A	10
FI		65	2	15	1	1	N.A	19
SE		51	2	23	-1	1	N.A	25
UK		47	4	27	-5	4	N.A	22






























**QA15.9** What is your opinion on each of the following statements? Please tell me for each statement, whether you are for it or against it.

**The free movement of EU citizens who can live, work, study and do business anywhere in the EU (%)**  
(*'SENSITIVE QUESTION'*)






























		For		Against		Refusal (SPONTANEOUS)		Don't know
		Aut.2018	Diff. Aut.2018 - Sp.2018	Aut.2018	Diff. Aut.2018 - Sp.2018	Aut.2018	Diff. Aut.2018 - Sp.2018	
EU28		83	1	13	-1	1	N.A	3
EURO AREA		85	2	12	-1	1	N.A	2
NON-EURO AREA		79	0	15	-1	2	N.A	4
BE		81	-3	17	2	1	N.A	1
BG		87	2	7	0	1	N.A	5
CZ		80	-2	16	1	1	N.A	3
DK		78	0	15	-2	3	N.A	4
DE		92	0	7	1	0	N.A	1
EE		94	-1	2	0	1	N.A	3
IE		89	-1	7	1	1	N.A	3
EL		87	-2	13	3	0	N.A	0
ES		89	-1	9	2	1	N.A	1
FR		82	6	14	-4	1	N.A	3
HR		83	3	16	-1	0	N.A	1
IT		72	2	20	-2	3	N.A	5
CY		87	-4	12	4	1	N.A	0
LV		96	1	1	-2	1	N.A	2
LT		94	0	3	1	0	N.A	3
LU		91	2	5	-3	0	N.A	4
HU		81	-4	17	5	1	N.A	1
MT		83	5	10	-1	1	N.A	6
NL		86	1	12	-1	1	N.A	1
AT		76	2	19	-3	3	N.A	2
PL		87	4	9	-2	1	N.A	3
PT		87	-1	8	0	0	N.A	5
RO		69	-11	24	8	5	N.A	2
SI		89	5	8	-6	1	N.A	2
SK		81	-2	10	-1	2	N.A	7
FI		92	6	7	-2	0	N.A	1
SE		89	2	10	-1	0	N.A	1
UK		74	2	17	-4	2	N.A	7

**QA16a** On the whole, are you very satisfied, fairly satisfied, not very satisfied or not at all satisfied with the way democracy works in (OUR COUNTRY)?

(%)



































		Very satisfied		Fairly satisfied		Not very satisfied		Not at all satisfied		Don't know	Total 'Satisfied'		Total 'Not satisfied'	
		Aut.2018	Diff. Aut.2018 - Sp.2018	Aut.2018	Diff. Aut.2018 - Sp.2018	Aut.2018	Diff. Aut.2018 - Sp.2018	Aut.2018	Diff. Aut.2018 - Sp.2018	Aut.2018	Aut.2018	Diff. Aut.2018 - Sp.2018	Aut.2018	Diff. Aut.2018 - Sp.2018
EU28		8	-1	49	1	30	1	11	-1	2	57	0	41	0
EURO AREA		7	-2	49	2	31	1	12	-1	1	56	0	43	0
NON-EURO AREA		10	2	49	0	28	0	10	-1	3	59	2	38	-1
BE		5	0	67	3	22	-2	6	-1	0	72	3	28	-3
BG		7	0	28	-1	30	-2	30	4	5	35	-1	60	2
CZ		4	-3	56	-1	31	2	7	1	2	60	-4	38	3
DK		40	-2	51	3	7	-1	2	1	0	91	1	9	0
DE		12	-2	61	3	19	-2	6	0	2	73	1	25	-2
EE		3	-1	58	4	28	-2	5	-1	6	61	3	33	-3
IE		21	3	58	-7	16	3	3	1	2	79	-4	19	4
EL		2	-1	24	4	45	-3	29	0	0	26	3	74	-3
ES		3	-1	37	4	41	-1	18	-1	1	40	3	59	-2
FR		4	-3	46	0	33	4	15	-1	2	50	-3	48	3
HR		2	0	33	0	38	-2	26	3	1	35	0	64	1
IT		3	-1	39	4	42	4	14	-7	2	42	3	56	-3
CY		3	-3	38	-6	38	0	20	10	1	41	-9	58	10
LV		3	1	56	4	28	-4	10	-2	3	59	5	38	-6
LT		3	0	32	1	48	-1	14	-1	3	35	1	62	-2
LU		24	-4	58	-2	13	4	3	2	2	82	-6	16	6
HU		5	-1	48	2	27	-3	18	1	2	53	1	45	-2
MT		16	7	55	5	18	-5	6	-7	5	71	12	24	-12
NL		18	-3	64	4	14	-1	3	-1	1	82	1	17	-2
AT		20	1	60	-1	16	-1	3	1	1	80	0	19	0
PL		8	3	56	2	24	-2	6	-3	6	64	5	30	-5
PT		1	-2	63	-9	29	9	5	1	2	64	-11	34	10
RO		2	1	32	0	44	1	19	-3	3	34	1	63	-2
SI		3	2	38	0	45	1	13	-2	1	41	2	58	-1
SK		4	2	41	5	40	3	12	-11	3	45	7	52	-8
FI		16	2	65	-1	15	-2	2	0	2	81	1	17	-2
SE		25	4	56	-3	15	0	4	0	0	81	1	19	0
UK		12	3	51	-1	27	0	7	-1	3	63	2	34	-1

**QA16b** And how about the way democracy works in the EU?  
(%)

		Very satisfied		Fairly satisfied		Not very satisfied		Not at all satisfied		Don't know	Total 'Satisfied'		Total 'Not satisfied'	
		Aut.2018	Diff. Aut.2018 - Sp.2018	Aut.2018	Diff. Aut.2018 - Sp.2018	Aut.2018	Diff. Aut.2018 - Sp.2018	Aut.2018	Diff. Aut.2018 - Sp.2018	Aut.2018	Aut.2018	Diff. Aut.2018 - Sp.2018	Aut.2018	Diff. Aut.2018 - Sp.2018
EU28		4	-1	46	2	31	0	10	0	9	50	1	41	0
EURO AREA		3	-1	45	1	34	1	11	0	7	48	0	45	1
NON-EURO AREA		6	0	48	1	26	0	9	1	11	54	1	35	1
BE		3	0	63	5	27	-3	6	-2	1	66	5	33	-5
BG		13	-5	37	4	16	1	10	2	24	50	-1	26	3
CZ		3	-1	44	-4	30	1	13	1	10	47	-5	43	2
DK		9	-1	59	2	22	1	4	-1	6	68	1	26	0
DE		5	0	50	3	32	-3	6	-2	7	55	3	38	-5
EE		3	1	53	1	24	1	4	1	16	56	2	28	2
IE		19	7	56	-7	14	0	4	0	7	75	0	18	0
EL		2	-2	29	3	38	-3	28	5	3	31	1	66	2
ES		3	0	40	1	39	0	10	0	8	43	1	49	0
FR		2	0	41	2	32	0	16	-1	9	43	2	48	-1
HR		6	1	50	4	29	-2	7	3	8	56	5	36	1
IT		1	-5	41	2	38	6	14	2	6	42	-3	52	8
CY		2	-4	46	4	32	-2	12	3	8	48	0	44	1
LV		5	1	61	-2	18	-1	5	1	11	66	-1	23	0
LT		4	-1	61	1	19	2	3	1	13	65	0	22	3
LU		6	-3	59	3	25	1	7	1	3	65	0	32	2
HU		6	-2	47	1	28	2	12	-1	7	53	-1	40	1
MT		4	0	47	-6	20	-4	2	-2	27	51	-6	22	-6
NL		3	1	51	3	36	0	6	-3	4	54	4	42	-3
AT		11	-1	43	6	32	-2	11	-1	3	54	5	43	-3
PL		6	2	58	0	20	-1	3	-1	13	64	2	23	-2
PT		1	-1	61	-5	24	3	3	-1	11	62	-6	27	2
RO		5	-4	50	1	27	2	7	2	11	55	-3	34	4
SI		4	2	43	-4	38	2	9	1	6	47	-2	47	3
SK		4	1	46	-2	33	5	9	0	8	50	-1	42	5
FI		5	3	51	-5	34	4	4	-1	6	56	-2	38	3
SE		3	0	54	4	31	2	4	-4	8	57	4	35	-2
UK		7	4	41	2	30	0	11	-1	11	48	6	41	-1

QA17.1 Please tell me to what extent you agree or disagree with each of the following statements.






























**I understand how the EU works (%)**

		Totally agree		Tend to agree		Tend to disagree		Totally disagree		Don't know	Total 'Agree'		Total 'Disagree'	
		Aut.2018	Diff. Aut.2018 - Sp.2018	Aut.2018	Diff. Aut.2018 - Sp.2018	Aut.2018	Diff. Aut.2018 - Sp.2018	Aut.2018	Diff. Aut.2018 - Sp.2018		Aut.2018	Diff. Aut.2018 - Sp.2018	Aut.2018	Diff. Aut.2018 - Sp.2018
EU28		11	0	47	-1	29	1	10	-1	3	58	-1	39	0
EURO AREA		10	-1	46	1	32	1	10	-1	2	56	0	42	0
NON-EURO AREA		15	3	50	-2	22	-1	9	0	4	65	1	31	-1
BE		9	1	56	2	29	2	5	-5	1	65	3	34	-3
BG		12	-3	43	2	26	0	13	0	6	55	-1	39	0
CZ		6	-1	38	-3	38	1	15	3	3	44	-4	53	4
DK		13	1	55	0	22	-3	7	2	3	68	1	29	-1
DE		13	1	52	-2	26	1	6	-2	3	65	-1	32	-1
EE		12	-1	58	2	21	3	4	-4	5	70	1	25	-1
IE		15	-6	56	5	22	0	5	1	2	71	-1	27	1
EL		14	2	47	0	28	-2	11	0	0	61	2	39	-2
ES		6	-3	40	3	35	-2	16	2	3	46	0	51	0
FR		8	0	39	1	35	-1	16	-1	2	47	1	51	-2
HR		13	2	52	-1	23	-1	10	3	2	65	1	33	2
IT		7	-3	40	2	40	3	11	-2	2	47	-1	51	1
CY		14	-7	54	5	22	0	9	3	1	68	-2	31	3
CY (tcc)		26	1	38	1	16	-2	7	0	13	64	2	23	-2
LV		12	-1	52	0	22	0	10	1	4	64	-1	32	1
LT		15	0	55	-2	21	1	7	1	2	70	-2	28	2
LU		18	-2	55	2	18	-1	4	0	5	73	0	22	-1
HU		15	0	44	-1	32	4	8	-3	1	59	-1	40	1
MT		4	-5	49	1	26	-2	16	8	5	53	-4	42	6
NL		11	0	53	-1	27	1	6	-1	3	64	-1	33	0
AT		19	1	52	4	21	-5	6	0	2	71	5	27	-5
PL		22	2	53	-6	18	3	3	1	4	75	-4	21	4
PT		4	-5	50	-3	37	8	8	1	1	54	-8	45	9
RO		14	-1	54	7	21	-6	8	1	3	68	6	29	-5
SI		12	0	47	-5	31	4	8	1	2	59	-5	39	5
SK		11	3	46	-3	29	-1	7	-2	7	57	0	36	-3
FI		9	0	60	-5	24	4	5	1	2	69	-5	29	5
SE		12	1	70	4	14	-4	4	0	0	82	5	18	-4
UK		13	6	48	-3	22	-2	11	-3	6	61	3	33	-5
AL		14	0	59	3	20	-1	6	-1	1	73	3	26	-2
MK		21	2	45	1	20	-2	10	-1	4	66	3	30	-3
ME		22	-1	46	9	22	1	8	-7	2	68	8	30	-6
RS		10	2	43	-7	27	1	13	3	7	53	-5	40	4
TR		16	1	37	1	31	-1	6	-4	10	53	2	37	-5





































QA17.2 Please tell me to what extent you agree or disagree with each of the following statements.

**The interests of (OUR COUNTRY) are well taken into account in the EU (%)**

		Totally agree		Tend to agree		Tend to disagree		Totally disagree		Don't know	Total 'Agree'		Total 'Disagree'	
		Aut.2018	Diff. Aut.2018 - Sp.2018	Aut.2018	Diff. Aut.2018 - Sp.2018	Aut.2018	Diff. Aut.2018 - Sp.2018	Aut.2018	Diff. Aut.2018 - Sp.2018	Aut.2018	Aut.2018	Diff. Aut.2018 - Sp.2018	Aut.2018	Diff. Aut.2018 - Sp.2018
EU28		10	1	39	1	31	-1	12	-1	8	49	2	43	-2
EURO AREA		10	0	41	1	30	-1	12	0	7	51	1	42	-1
NON-EURO AREA		10	2	36	1	32	-1	13	-2	9	46	3	45	-3
BE		9	3	51	5	30	-5	5	-4	5	60	8	35	-9
BG		8	-1	32	1	31	0	18	0	11	40	0	49	0
CZ		4	0	27	0	39	0	23	-2	7	31	0	62	-2
DK		14	3	46	-1	24	-4	6	0	10	60	2	30	-4
DE		19	2	53	-2	17	-1	5	0	6	72	0	22	-1
EE		5	-1	45	4	34	-2	6	-1	10	50	3	40	-3
IE		19	-1	57	5	16	-2	2	-2	6	76	4	18	-4
EL		3	1	19	4	40	-2	36	-2	2	22	5	76	-4
ES		7	0	38	-1	39	3	7	-2	9	45	-1	46	1
FR		5	0	42	6	30	-2	13	-1	10	47	6	43	-3
HR		6	-1	35	6	37	-3	19	3	3	41	5	56	0
IT		7	-1	25	-1	38	-1	25	4	5	32	-2	63	3
CY		1	-3	22	-2	43	8	31	1	3	23	-5	74	9
LV		6	2	26	-7	48	5	12	-3	8	32	-5	60	2
LT		9	-1	51	-1	29	1	5	1	6	60	-2	34	2
LU		22	4	54	-2	10	-2	1	-1	13	76	2	11	-3
HU		11	-2	37	6	31	0	18	-4	3	48	4	49	-4
MT		13	4	51	5	22	-4	4	-4	10	64	9	26	-8
NL		5	-1	50	3	31	-3	6	-1	8	55	2	37	-4
AT		17	3	32	1	35	1	12	-4	4	49	4	47	-3
PL		16	4	38	1	30	-4	8	0	8	54	5	38	-4
PT		6	-3	54	3	26	-1	4	0	10	60	0	30	-1
RO		12	3	35	1	36	-3	9	-1	8	47	4	45	-4
SI		4	1	22	-3	49	3	22	1	3	26	-2	71	4
SK		7	2	38	-3	33	1	11	-2	11	45	-1	44	-1
FI		3	0	43	2	40	-2	8	-1	6	46	2	48	-3
SE		7	2	51	0	29	2	6	-5	7	58	2	35	-3
UK		7	3	33	-1	32	0	16	-2	12	40	2	48	-2



































**QA17.3** Please tell me to what extent you agree or disagree with each of the following statements.

**The EU's voice counts in the world (%)**

		Totally agree		Tend to agree		Tend to disagree		Totally disagree		Don't know	Total 'Agree'		Total 'Disagree'	
		Aut.2018	Diff. Aut.2018 - Sp.2018	Aut.2018	Diff. Aut.2018 - Sp.2018	Aut.2018	Diff. Aut.2018 - Sp.2018	Aut.2018	Diff. Aut.2018 - Sp.2018		Aut.2018	Diff. Aut.2018 - Sp.2018	Aut.2018	Diff. Aut.2018 - Sp.2018
EU28		20	-1	53	2	17	0	4	-1	6	73	1	21	-1
EURO AREA		19	-1	55	3	17	-1	4	-1	5	74	2	21	-2
NON-EURO AREA		23	-1	50	0	16	1	4	0	7	73	-1	20	1
BE		14	-2	63	3	18	-1	3	-1	2	77	1	21	-2
BG		29	0	42	2	12	-2	5	0	12	71	2	17	-2
CZ		16	-2	54	3	18	-4	7	2	5	70	1	25	-2
DK		39	3	44	0	8	-2	1	-1	8	83	3	9	-3
DE		26	2	57	4	13	-4	2	-1	2	83	6	15	-5
EE		13	-1	58	-3	17	2	3	1	9	71	-4	20	3
IE		28	-2	57	4	9	-1	1	0	5	85	2	10	-1
EL		23	0	50	0	19	2	6	0	2	73	0	25	2
ES		14	-7	56	3	19	2	4	2	7	70	-4	23	4
FR		13	0	52	-1	22	4	7	-2	6	65	-1	29	2
HR		29	6	52	-1	12	-1	3	-1	4	81	5	15	-2
IT		14	-4	50	8	23	-2	7	-1	6	64	4	30	-3
CY		14	-2	52	9	20	-4	7	-3	7	66	7	27	-7
CY (tcc)		37	-4	28	-1	16	3	8	-1	11	65	-5	24	2
LV		17	-1	58	1	13	-3	3	0	9	75	0	16	-3
LT		19	-2	60	-1	11	1	2	1	8	79	-3	13	2
LU		22	0	53	-4	16	0	3	2	6	75	-4	19	2
HU		23	-2	54	3	17	1	3	-1	3	77	1	20	0
MT		20	2	58	3	9	-5	2	-2	11	78	5	11	-7
NL		26	1	56	-1	14	1	1	-1	3	82	0	15	0
AT		26	3	53	4	14	-4	5	-2	2	79	7	19	-6
PL		26	0	54	-1	13	2	3	1	4	80	-1	16	3
PT		24	2	62	-3	7	0	2	1	5	86	-1	9	1
RO		18	-5	51	6	19	-3	5	0	7	69	1	24	-3
SI		16	-1	48	-2	25	2	6	1	5	64	-3	31	3
SK		20	-4	55	9	14	-2	3	-2	8	75	5	17	-4
FI		24	2	56	-1	15	1	2	-1	3	80	1	17	0
SE		39	2	47	-2	9	0	2	1	3	86	0	11	1
UK		20	0	47	-2	18	2	5	-1	10	67	-2	23	1
AL		26	-1	59	3	13	-3	1	0	1	85	2	14	-3
MK		28	0	45	7	14	-4	7	-1	6	73	7	21	-5
ME		16	-12	53	14	22	4	6	-3	3	69	2	28	1
RS		20	-3	44	0	20	1	9	2	7	64	-3	29	3
TR		26	4	34	-5	27	2	6	-1	7	60	-1	33	1






























QA17.4 Please tell me to what extent you agree or disagree with each of the following statements.

**Globalisation is an opportunity for economic growth (%)**

		Totally agree		Tend to agree		Tend to disagree		Totally disagree		Don't know	Total 'Agree'		Total 'Disagree'	
		Aut.2018	Diff. Aut.2018 - Sp.2018	Aut.2018	Diff. Aut.2018 - Sp.2018	Aut.2018	Diff. Aut.2018 - Sp.2018	Aut.2018	Diff. Aut.2018 - Sp.2018		Aut.2018	Diff. Aut.2018 - Sp.2018	Aut.2018	Diff. Aut.2018 - Sp.2018
EU28		17	1	44	0	20	1	7	-1	12	61	1	27	0
EURO AREA		16	1	45	1	20	0	8	-1	11	61	2	28	-1
NON-EURO AREA		17	0	43	-1	19	1	6	0	15	60	-1	25	1
BE		13	3	56	3	22	-2	5	-3	4	69	6	27	-5
BG		13	-3	35	1	18	2	10	1	24	48	-2	28	3
CZ		8	-1	32	-2	32	0	12	-2	16	40	-3	44	-2
DK		48	8	34	-5	7	-2	2	1	9	82	3	9	-1
DE		30	6	48	-5	11	-2	3	0	8	78	1	14	-2
EE		10	2	47	2	16	-1	5	-1	22	57	4	21	-2
IE		22	-2	54	3	10	-1	2	-1	12	76	1	12	-2
EL		6	1	28	1	35	2	25	-1	6	34	2	60	1
ES		11	0	45	2	20	3	5	-1	19	56	2	25	2
FR		10	0	39	0	26	1	12	0	13	49	0	38	1
HR		13	4	50	4	20	-4	5	0	12	63	8	25	-4
IT		10	0	43	5	26	0	13	-3	8	53	5	39	-3
CY		10	1	34	1	27	2	15	-3	14	44	2	42	-1
CY (tcc)		28	-1	35	3	15	0	10	-1	12	63	2	25	-1
LV		12	2	44	0	19	-3	5	-2	20	56	2	24	-5
LT		13	-4	42	-3	17	5	4	0	24	55	-7	21	5
LU		18	5	49	-1	14	-7	5	0	14	67	4	19	-7
HU		14	-3	50	1	23	5	6	-1	7	64	-2	29	4
MT		19	1	44	-4	18	4	4	1	15	63	-3	22	5
NL		25	2	54	1	14	0	2	0	5	79	3	16	0
AT		16	0	44	3	23	-2	11	1	6	60	3	34	-1
PL		14	-2	46	-2	20	3	4	0	16	60	-4	24	3
PT		14	0	55	-3	11	2	0	-2	20	69	-3	11	0
RO		10	-2	40	6	27	-2	7	1	16	50	4	34	-1
SI		16	-3	46	-1	23	6	6	0	9	62	-4	29	6
SK		11	-1	39	4	27	2	6	-3	17	50	3	33	-1
FI		25	5	49	-4	13	-1	2	-1	11	74	1	15	-2
SE		39	-3	42	2	9	0	4	0	6	81	-1	13	0
UK		18	3	45	-3	16	1	6	1	15	63	0	22	2
AL		14	0	58	5	21	-6	2	1	5	72	5	23	-5
MK		22	-1	39	2	17	1	7	-2	15	61	1	24	-1
ME		14	-2	44	0	27	6	9	-1	6	58	-2	36	5
RS		13	1	31	-6	25	1	12	3	19	44	-5	37	4
TR		18	2	28	-5	32	2	11	1	11	46	-3	43	3






























QA17.5 Please tell me to what extent you agree or disagree with each of the following statements.

**(OUR COUNTRY) could better face the future outside the EU (%)**






























		Totally agree		Tend to agree		Tend to disagree		Totally disagree		Don't know	Total 'Agree'		Total 'Disagree'	
		Aut.2018	Diff. Aut.2018 - Sp.2018	Aut.2018	Diff. Aut.2018 - Sp.2018	Aut.2018	Diff. Aut.2018 - Sp.2018	Aut.2018	Diff. Aut.2018 - Sp.2018	Aut.2018	Aut.2018	Diff. Aut.2018 - Sp.2018	Aut.2018	Diff. Aut.2018 - Sp.2018
EU28		10	-1	20	1	29	-1	32	1	9	30	0	61	0
EURO AREA		8	-1	18	1	31	0	35	0	8	26	0	66	0
NON-EURO AREA		13	-2	23	1	27	-1	25	2	12	36	-1	52	1
BE		8	-1	24	-1	34	0	30	1	4	32	-2	64	1
BG		9	-1	17	1	27	3	28	-1	19	26	0	55	2
CZ		10	-1	23	-2	34	1	21	0	12	33	-3	55	1
DK		5	-1	8	0	22	-2	58	4	7	13	-1	80	2
DE		6	1	11	1	22	-4	55	0	6	17	2	77	-4
EE		5	0	12	-1	34	6	39	-5	10	17	-1	73	1
IE		8	-1	17	0	25	1	45	-1	5	25	-1	70	0
EL		14	1	21	1	37	2	22	-4	6	35	2	59	-2
ES		4	-3	15	-2	36	2	35	3	10	19	-5	71	5
FR		11	1	19	2	33	0	27	-1	10	30	3	60	-1
HR		12	2	23	-5	33	3	20	2	12	35	-3	53	5
IT		13	-2	30	4	30	0	18	0	9	43	2	48	0
CY		15	2	19	-4	29	1	30	2	7	34	-2	59	3
LV		9	-1	16	-2	31	-2	31	3	13	25	-3	62	1
LT		7	1	14	0	34	3	37	-4	8	21	1	71	-1
LU		7	0	14	1	30	3	42	-5	7	21	1	72	-2
HU		9	1	25	-2	28	-1	29	2	9	34	-1	57	1
MT		6	1	13	-2	27	-1	41	0	13	19	-1	68	-1
NL		3	-1	6	-2	30	-1	57	3	4	9	-3	87	2
AT		14	-2	27	2	31	0	20	2	8	41	0	51	2
PL		11	0	25	0	33	-2	22	3	9	36	0	55	1
PT		4	0	16	-3	39	2	30	0	11	20	-3	69	2
RO		6	-3	31	4	35	7	18	-6	10	37	1	53	1
SI		17	0	23	-3	30	-1	24	5	6	40	-3	54	4
SK		9	1	17	-3	37	6	23	-4	14	26	-2	60	2
FI		6	-2	14	-3	41	4	32	4	7	20	-5	73	8
SE		7	-3	12	-5	29	3	45	4	7	19	-8	74	7
UK		21	-2	23	2	19	-5	23	4	14	44	0	42	-1

**QA17.6** Please tell me to what extent you agree or disagree with each of the following statements.

**More decisions should be taken at EU level (%)**






























		Totally agree		Tend to agree		Tend to disagree		Totally disagree		Don't know	Total 'Agree'		Total 'Disagree'	
		Aut.2018	Diff. Aut.2018 - Sp.2018	Aut.2018	Diff. Aut.2018 - Sp.2018	Aut.2018	Diff. Aut.2018 - Sp.2018	Aut.2018	Diff. Aut.2018 - Sp.2018	Aut.2018	Aut.2018	Diff. Aut.2018 - Sp.2018	Aut.2018	Diff. Aut.2018 - Sp.2018
EU28		15	0	41	1	24	-1	10	0	10	56	1	34	-1
EURO AREA		17	0	44	2	22	-1	8	-1	9	61	2	30	-2
NON-EURO AREA		12	0	35	0	28	0	14	0	11	47	0	42	0
BE		17	1	58	7	18	-6	4	-3	3	75	8	22	-9
BG		16	-5	34	-2	22	3	11	2	17	50	-7	33	5
CZ		8	-1	26	1	34	-3	23	2	9	34	0	57	-1
DK		7	2	23	-2	35	1	21	-4	14	30	0	56	-3
DE		18	3	39	-5	26	0	9	2	8	57	-2	35	2
EE		9	1	33	1	31	-1	9	-1	18	42	2	40	-2
IE		14	-2	43	0	24	0	9	3	10	57	-2	33	3
EL		13	-2	39	1	28	-2	14	2	6	52	-1	42	0
ES		21	-7	55	6	10	1	4	1	10	76	-1	14	2
FR		19	6	45	2	17	-3	8	-3	11	64	8	25	-6
HR		16	7	47	0	22	-1	8	1	7	63	7	30	0
IT		16	-5	44	7	23	1	10	-1	7	60	2	33	0
CY		35	-4	38	-2	11	2	7	4	9	73	-6	18	6
LV		17	1	40	1	22	-4	8	1	13	57	2	30	-3
LT		11	-2	49	-1	25	3	6	1	9	60	-3	31	4
LU		17	-2	46	0	18	0	7	-1	12	63	-2	25	-1
HU		16	2	35	-2	27	-2	13	2	9	51	0	40	0
MT		17	6	44	-3	18	-6	7	2	14	61	3	25	-4
NL		12	1	45	6	25	-7	9	-2	9	57	7	34	-9
AT		12	2	32	3	31	-1	19	-2	6	44	5	50	-3
PL		15	2	42	-4	26	0	7	2	10	57	-2	33	2
PT		16	-1	52	0	13	-8	2	-1	17	68	-1	15	-9
RO		16	-6	49	8	23	-1	5	0	7	65	2	28	-1
SI		20	2	41	-4	24	0	8	0	7	61	-2	32	0
SK		10	2	36	3	28	-7	11	0	15	46	5	39	-7
FI		4	0	28	1	47	1	15	0	6	32	1	62	1
SE		4	0	28	5	37	0	25	-5	6	32	5	62	-5
UK		9	0	28	-2	29	0	19	1	15	37	-2	48	1

**QA18** Would you say that you are very optimistic, fairly optimistic, fairly pessimistic or very pessimistic about the future of the EU? (%)

		Very optimistic		Fairly optimistic		Fairly pessimistic		Very pessimistic		Don't know	Total 'Optimistic'		Total 'Pessimistic'	
		Aut.2018	Diff. Aut.2018 - Sp.2018	Aut.2018	Diff. Aut.2018 - Sp.2018	Aut.2018	Diff. Aut.2018 - Sp.2018	Aut.2018	Diff. Aut.2018 - Sp.2018		Aut.2018	Diff. Aut.2018 - Sp.2018	Aut.2018	Diff. Aut.2018 - Sp.2018
EU28		6	0	52	0	30	1	7	0	5	58	0	37	1
EURO AREA		5	0	52	-1	31	1	7	0	5	57	-1	38	1
NON-EURO AREA		8	0	51	3	27	-1	8	-1	6	59	3	35	-2
BE		4	0	59	0	33	2	4	-1	0	63	0	37	1
BG		13	-2	44	-2	22	2	10	1	11	57	-4	32	3
CZ		7	-1	48	1	31	0	11	0	3	55	0	42	0
DK		10	1	60	-1	23	1	4	0	3	70	0	27	1
DE		8	1	55	-2	27	0	4	0	6	63	-1	31	0
EE		3	-1	62	0	25	2	3	-1	7	65	-1	28	1
IE		23	3	63	-1	9	-2	1	-1	4	86	2	10	-3
EL		3	-2	34	-3	41	6	18	0	4	37	-5	59	6
ES		6	0	58	4	27	-4	3	-1	6	64	4	30	-5
FR		2	-2	44	0	41	4	10	0	3	46	-2	51	4
HR		10	2	52	-3	25	0	10	3	3	62	-1	35	3
IT		4	-1	47	-2	34	5	10	1	5	51	-3	44	6
CY		5	-1	48	0	30	-1	13	2	4	53	-1	43	1
LV		7	3	57	-1	28	-3	4	0	4	64	2	32	-3
LT		9	1	62	0	21	-2	3	1	5	71	1	24	-1
LU		8	0	59	-4	29	5	2	-2	2	67	-4	31	3
HU		6	0	51	1	32	1	6	-1	5	57	1	38	0
MT		8	-2	55	-5	20	5	3	-1	14	63	-7	23	4
NL		3	1	65	-1	27	1	3	-1	2	68	0	30	0
AT		13	1	45	-2	31	3	7	-1	4	58	-1	38	2
PL		7	0	66	4	16	-4	3	-1	8	73	4	19	-5
PT		2	-2	65	-2	24	5	1	-1	8	67	-4	25	4
RO		9	-3	54	1	25	0	6	2	6	63	-2	31	2
SI		7	-2	56	2	29	-1	6	2	2	63	0	35	1
SK		6	2	59	2	27	1	5	-3	3	65	4	32	-2
FI		4	-1	60	-1	29	1	3	0	4	64	-2	32	1
SE		6	0	60	9	29	-7	3	-2	2	66	9	32	-9
UK		9	2	40	4	35	1	11	-3	5	49	6	46	-2






























**QB1.1** Please tell me whether each of the following statements evokes a positive or negative feeling for you.

**Immigration of people from other EU Member States (%)**

		Very positive		Fairly positive		Fairly negative		Very negative		Don't know	Total 'Positive'		Total 'Negative'	
		Aut.2018	Diff. Aut.2018 - Sp.2018	Aut.2018	Diff. Aut.2018 - Sp.2018	Aut.2018	Diff. Aut.2018 - Sp.2018	Aut.2018	Diff. Aut.2018 - Sp.2018		Aut.2018	Diff. Aut.2018 - Sp.2018	Aut.2018	Diff. Aut.2018 - Sp.2018
EU28		14	0	50	-1	22	0	8	1	6	64	-1	30	1
EURO AREA		13	0	51	-1	23	1	8	1	5	64	-1	31	2
NON-EURO AREA		18	1	48	-1	20	0	7	0	7	66	0	27	0
BE		8	-1	58	2	25	0	7	-2	2	66	1	32	-2
BG		15	-6	39	-1	21	3	12	4	13	54	-7	33	7
CZ		4	-4	34	-8	33	3	22	8	7	38	-12	55	11
DK		19	4	53	-3	17	0	5	-1	6	72	1	22	-1
DE		18	1	53	-2	19	-1	5	2	5	71	-1	24	1
EE		9	-4	58	-2	21	4	6	1	6	67	-6	27	5
IE		28	-1	57	-1	10	0	2	1	3	85	-2	12	1
EL		13	-2	44	-5	25	1	16	6	2	57	-7	41	7
ES		12	-5	57	-3	19	6	5	3	7	69	-8	24	9
FR		11	0	49	4	24	-1	10	-1	6	60	4	34	-2
HR		12	3	52	-4	22	-1	9	3	5	64	-1	31	2
IT		8	1	43	2	30	-3	15	3	4	51	3	45	0
CY		6	-2	40	-2	27	-4	23	7	4	46	-4	50	3
LV		5	-2	44	1	32	-1	13	0	6	49	-1	45	-1
LT		15	-1	58	-3	20	3	4	1	3	73	-4	24	4
LU		27	4	52	-7	13	4	2	-1	6	79	-3	15	3
HU		14	-1	45	-5	24	3	12	1	5	59	-6	36	4
MT		10	0	42	-3	35	6	8	0	5	52	-3	43	6
NL		11	-1	59	-2	23	1	3	0	4	70	-3	26	1
AT		19	2	45	-6	19	-1	11	5	6	64	-4	30	4
PL		20	4	49	-10	19	4	4	1	8	69	-6	23	5
PT		6	-4	58	-9	27	11	2	1	7	64	-13	29	12
RO		10	-5	44	4	31	0	6	-2	9	54	-1	37	-2
SI		15	-5	47	0	25	1	11	4	2	62	-5	36	5
SK		9	1	37	-7	35	7	13	-1	6	46	-6	48	6
FI		16	-2	66	6	13	-1	2	-2	3	82	4	15	-3
SE		25	1	60	1	11	-3	2	0	2	85	2	13	-3
UK		22	3	49	4	15	-4	6	-4	8	71	7	21	-8






























**QB1.2** Please tell me whether each of the following statements evokes a positive or negative feeling for you.

**Immigration of people from outside the EU (%)**


































		Very positive		Fairly positive		Fairly negative		Very negative		Don't know	Total 'Positive'		Total 'Negative'	
		Aut.2018	Diff. Aut.2018 - Sp.2018	Aut.2018	Diff. Aut.2018 - Sp.2018	Aut.2018	Diff. Aut.2018 - Sp.2018	Aut.2018	Diff. Aut.2018 - Sp.2018		Aut.2018	Diff. Aut.2018 - Sp.2018	Aut.2018	Diff. Aut.2018 - Sp.2018
EU28		7	0	33	-1	35	1	18	0	7	40	-1	53	1
EURO AREA		5	-2	34	-1	37	3	18	1	6	39	-3	55	4
NON-EURO AREA		10	1	31	0	32	-1	19	-1	8	41	1	51	-2
BE		5	0	41	4	38	-1	14	-3	2	46	4	52	-4
BG		4	-1	11	-5	38	1	36	6	11	15	-6	74	7
CZ		1	0	9	-5	37	0	49	6	4	10	-5	86	6
DK		4	-1	26	-3	38	0	24	4	8	30	-4	62	4
DE		5	-2	35	-1	37	2	16	1	7	40	-3	53	3
EE		1	0	16	-3	44	2	32	1	7	17	-3	76	3
IE		18	2	41	-7	27	4	8	-1	6	59	-5	35	3
EL		3	0	17	-3	39	-2	38	5	3	20	-3	77	3
ES		7	-5	47	-4	27	6	10	4	9	54	-9	37	10
FR		6	0	32	2	36	2	18	-3	8	38	2	54	-1
HR		5	1	29	-14	38	6	21	7	7	34	-13	59	13
IT		4	0	26	0	42	2	24	1	4	30	0	66	3
CY		2	-1	18	0	36	-6	39	6	5	20	-1	75	0
LV		2	0	13	0	44	-1	34	-1	7	15	0	78	-2
LT		2	-3	27	-5	47	5	19	2	5	29	-8	66	7
LU		15	3	41	-5	27	0	7	-1	10	56	-2	34	-1
HU		6	3	15	2	28	-2	47	-4	4	21	5	75	-6
MT		4	1	24	3	45	6	20	-8	7	28	4	65	-2
NL		5	0	38	-6	42	3	10	1	5	43	-6	52	4
AT		11	2	31	3	30	-5	21	-1	7	42	5	51	-6
PL		5	-1	22	-3	43	0	21	2	9	27	-4	64	2
PT		3	-2	44	-12	39	10	5	3	9	47	-14	44	13
RO		7	0	33	6	39	1	11	-10	10	40	6	50	-9
SI		4	-3	18	-7	41	-1	34	12	3	22	-10	75	11
SK		3	2	10	-2	46	-1	35	-1	6	13	0	81	-2
FI		4	0	36	2	42	1	15	-2	3	40	2	57	-1
SE		18	1	49	4	24	-2	5	-6	4	67	5	29	-8
UK		17	4	45	4	21	-4	8	-5	9	62	8	29	-9



**QB2** In your opinion, should additional measures be taken to fight irregular immigration of people from outside the EU?  
(%)  
(SENSITIVE QUESTION)

		Yes, preferably at an EU level		Yes, preferably at a national level		Yes, at both levels (EU and national) (SPONTANEOUS)		No, there is no need for additional measures		Refusal (SPONTANEOUS)		Don't know		Total 'Yes'	
		Aut.2018	Diff. Aut.2018 - Sp.2018	Aut.2018	Diff. Aut.2018 - Sp.2018	Aut.2018	Diff. Aut.2018 - Sp.2018	Aut.2018	Diff. Aut.2018 - Sp.2018	Aut.2018	Diff. Aut.2018 - Sp.2018	Aut.2018	Diff. Aut.2018 - Sp.2018	Aut.2018	Diff. Aut.2018 - Sp.2018
EU28		39	1	27	3	20	-3	11	1	0	N.A	3	86	1	
EURO AREA		42	0	22	1	23	-1	11	1	0	N.A	2	87	0	
NON-EURO AREA		34	3	38	8	12	-9	11	0	0	N.A	5	84	2	
BE		52	14	23	-3	3	-23	22	13	0	N.A	0	78	-12	
BG		30	-4	27	0	33	6	3	-1	0	N.A	7	90	2	
CZ		50	5	41	1	6	-3	2	-2	0	N.A	1	97	3	
DK		56	0	17	4	17	-2	8	-2	0	N.A	2	90	2	
DE		25	-8	11	0	51	5	10	2	1	N.A	2	87	-3	
EE		40	2	20	3	30	-6	4	1	0	N.A	6	90	-1	
IE		38	-7	31	-2	18	6	9	1	0	N.A	4	87	-3	
EL		38	0	34	2	25	0	2	-1	0	N.A	1	97	2	
ES		64	3	19	6	7	-7	8	-1	0	N.A	2	90	2	
FR		47	4	26	0	6	-1	19	1	0	N.A	2	79	3	
HR		33	6	30	-10	26	10	10	-3	0	N.A	1	89	6	
IT		41	3	31	6	16	-10	9	2	0	N.A	3	88	-1	
CY		49	10	29	-2	16	-7	5	0	0	N.A	1	94	1	
LV		47	-3	22	-1	20	5	7	-2	0	N.A	4	89	1	
LT		46	1	30	1	13	0	8	-2	0	N.A	3	89	2	
LU		48	-1	18	0	16	1	12	-4	1	N.A	5	82	0	
HU		37	-2	39	4	19	-2	3	0	0	N.A	2	95	0	
MT		40	0	22	-1	35	6	2	-1	1	N.A	0	97	5	
NL		70	3	15	-1	3	0	10	-3	0	N.A	2	88	2	
AT		32	2	32	-4	23	-1	12	3	0	N.A	1	87	-3	
PL		37	1	35	5	13	-3	9	-1	0	N.A	6	85	3	
PT		38	0	15	-10	39	13	3	-5	1	N.A	4	92	3	
RO		23	-6	42	5	17	3	14	-3	0	N.A	4	82	2	
SI		38	-2	20	-6	34	12	6	-4	0	N.A	2	92	4	
SK		23	-5	47	3	24	5	3	-2	0	N.A	3	94	3	
FI		49	-2	23	0	17	3	9	0	0	N.A	2	89	1	
SE		44	-3	19	-3	9	3	24	1	0	N.A	4	72	-3	
UK		29	10	44	16	6	-25	15	3	0	N.A	6	79	1	






























**QC1** Some analysts say that the impact of the economic crisis on the job market has already reached its peak and things will recover little by little. Others, on the contrary, say that the worst is still to come. Which of the two statements is closer to your opinion?  
(%)

		The impact of the crisis on jobs has already reached its peak		The worst is still to come		Don't know
		Aut.2018	Diff. Aut.2018 - Sp.2018	Aut.2018	Diff. Aut.2018 - Sp.2018	
EU28		44	-5	44	5	12
EURO AREA		45	-5	45	6	10
NON-EURO AREA		42	-4	44	4	14
BE		51	0	48	0	1
BG		44	-5	31	7	25
CZ		50	-11	41	9	9
DK		70	-4	23	5	7
DE		42	-4	37	2	21
EE		28	-10	53	12	19
IE		76	-2	18	1	6
EL		48	2	48	-2	4
ES		48	-5	49	7	3
FR		27	-11	67	14	6
HR		56	10	39	-7	5
IT		50	-5	39	5	11
CY		51	-7	47	11	2
CY (tcc)		26	9	62	-4	12
LV		37	3	54	-2	9
LT		30	-10	63	10	7
LU		36	-9	55	10	9
HU		62	-8	29	8	9
MT		55	7	23	-7	22
NL		70	-9	26	8	4
AT		60	2	33	1	7
PL		41	-5	32	3	27
PT		69	-5	19	4	12
RO		48	2	42	-2	10
SI		34	-20	57	18	9
SK		50	5	39	-1	11
FI		46	-11	45	10	9
SE		47	-11	41	6	12
UK		30	-6	60	7	10
AL		83	-5	16	4	1
MK		54	5	38	-8	8
ME		54	-10	36	4	10
RS		54	-1	35	-1	11
TR		49	5	48	0	3

**QC2.1** For each of the following statements, please tell me whether you totally agree, tend to agree, tend to disagree or totally disagree.

**Measures to reduce the public deficit and debt in (OUR COUNTRY) cannot be delayed (%)**






























(SPLIT BALLOT A ONLY)

		Totally agree		Tend to agree		Tend to disagree		Totally disagree		Don't know	Total 'Agree'		Total 'Disagree'	
		Aut.2018	Diff. Aut.2018 - Sp.2018	Aut.2018	Diff. Aut.2018 - Sp.2018	Aut.2018	Diff. Aut.2018 - Sp.2018	Aut.2018	Diff. Aut.2018 - Sp.2018		Aut.2018	Diff. Aut.2018 - Sp.2018	Aut.2018	Diff. Aut.2018 - Sp.2018
EU28		27	-2	44	4	13	-1	4	-1	12	71	2	17	-2
EURO AREA		27	-3	44	5	14	0	4	-2	11	71	2	18	-2
NON-EURO AREA		27	-1	44	4	12	-2	3	-1	14	71	3	15	-3
BE		20	-11	61	10	14	4	1	-4	4	81	-1	15	0
BG		25	-5	29	-3	10	3	6	1	30	54	-8	16	4
CZ		25	-2	45	-1	13	-2	3	0	14	70	-3	16	-2
DK		34	1	40	1	7	-4	4	0	15	74	2	11	-4
DE		36	6	42	2	12	-4	1	-5	9	78	8	13	-9
EE		16	2	32	-4	19	6	5	-1	28	48	-2	24	5
IE		26	-4	46	2	11	-1	2	1	15	72	-2	13	0
EL		19	-10	44	12	20	-4	9	-1	8	63	2	29	-5
ES		21	-8	41	8	15	6	3	-2	20	62	0	18	4
FR		23	-3	41	2	16	1	6	-1	14	64	-1	22	0
HR		57	9	29	-7	7	-2	2	0	5	86	2	9	-2
IT		28	-6	45	8	14	1	8	0	5	73	2	22	1
CY		46	7	28	-4	9	-1	6	-2	11	74	3	15	-3
LV		35	-3	42	4	6	-1	1	-2	16	77	1	7	-3
LT		27	0	44	1	11	-1	1	-2	17	71	1	12	-3
LU		18	-4	37	0	13	-7	6	1	26	55	-4	19	-6
HU		41	4	41	0	9	-2	3	1	6	82	4	12	-1
MT		13	-11	49	9	11	-3	10	6	17	62	-2	21	3
NL		27	0	47	4	18	-4	4	1	4	74	4	22	-3
AT		28	-4	50	4	14	1	4	1	4	78	0	18	2
PL		25	-3	48	7	9	-3	1	0	17	73	4	10	-3
PT		24	4	55	-2	13	2	1	-2	7	79	2	14	0
RO		28	-1	44	8	13	-9	4	0	11	72	7	17	-9
SI		41	-6	41	7	9	0	3	0	6	82	1	12	0
SK		29	-5	44	5	11	0	3	2	13	73	0	14	2
FI		35	5	43	-3	12	-1	1	0	9	78	2	13	-1
SE		31	-6	43	0	13	1	4	0	9	74	-6	17	1
UK		24	2	45	4	15	-1	3	-3	13	69	6	18	-4

**QC2.2** For each of the following statements, please tell me whether you totally agree, tend to agree, tend to disagree or totally disagree.






























**Measures to reduce the public deficit and debt in (OUR COUNTRY) are not a priority for now (%)**

(SPLIT BALLOT B ONLY)

		Totally agree		Tend to agree		Tend to disagree		Totally disagree		Don't know	Total 'Agree'		Total 'Disagree'	
		Aut.2018	Diff. Aut.2018 - Sp.2018	Aut.2018	Diff. Aut.2018 - Sp.2018	Aut.2018	Diff. Aut.2018 - Sp.2018	Aut.2018	Diff. Aut.2018 - Sp.2018		Aut.2018	Diff. Aut.2018 - Sp.2018	Aut.2018	Diff. Aut.2018 - Sp.2018
EU28		13	1	34	3	28	-1	14	-1	11	47	4	42	-2
EURO AREA		12	1	31	2	31	1	16	-2	10	43	3	47	-1
NON-EURO AREA		14	0	38	4	24	-3	11	0	13	52	4	35	-3
BE		10	0	47	9	32	0	7	-8	4	57	9	39	-8
BG		16	-1	29	4	18	-1	11	-2	26	45	3	29	-3
CZ		6	-2	31	4	38	1	13	-4	12	37	2	51	-3
DK		17	-2	35	-1	20	-1	10	3	18	52	-3	30	2
DE		17	4	32	-2	31	3	11	-1	9	49	2	42	2
EE		10	-4	46	10	15	0	3	-2	26	56	6	18	-2
IE		15	-2	40	0	24	5	10	1	11	55	-2	34	6
EL		10	-2	31	5	40	5	13	-10	6	41	3	53	-5
ES		10	-3	31	5	30	8	12	-5	17	41	2	42	3
FR		8	0	24	1	35	-1	22	1	11	32	1	57	0
HR		14	3	28	-2	20	4	29	-7	9	42	1	49	-3
IT		12	0	33	8	24	-3	24	-4	7	45	8	48	-7
CY		18	11	21	3	24	-9	28	-2	9	39	14	52	-11
LV		11	-3	30	0	31	-3	12	2	16	41	-3	43	-1
LT		18	5	35	-5	19	-1	9	3	19	53	0	28	2
LU		7	-3	32	-3	29	2	10	-2	22	39	-6	39	0
HU		26	-2	33	0	22	2	7	-1	12	59	-2	29	1
MT		5	-5	38	0	30	8	14	2	13	43	-5	44	10
NL		12	3	33	1	36	-6	12	0	7	45	4	48	-6
AT		16	2	38	3	27	2	15	-3	4	54	5	42	-1
PL		14	-3	41	7	19	-9	11	5	15	55	4	30	-4
PT		6	0	31	-2	36	-2	16	3	11	37	-2	52	1
RO		12	-5	43	7	21	-5	13	2	11	55	2	34	-3
SI		28	5	41	0	15	-5	6	-1	10	69	5	21	-6
SK		13	-3	29	-3	30	8	10	-5	18	42	-6	40	3
FI		15	5	40	0	28	-3	6	2	11	55	5	34	-1
SE		25	7	35	0	20	-5	11	-5	9	60	7	31	-10
UK		11	2	39	3	28	0	9	-1	13	50	5	37	-1






























**QC2.3** For each of the following statements, please tell me whether you totally agree, tend to agree, tend to disagree or totally disagree.

**The EU has sufficient power and tools to defend the economic interests of Europe in the global economy**  
(%)

		Totally agree		Tend to agree		Tend to disagree		Totally disagree		Don't know	Total 'Agree'		Total 'Disagree'	
		Aut.2018	Diff. Aut.2018 - Sp.2018	Aut.2018	Diff. Aut.2018 - Sp.2018	Aut.2018	Diff. Aut.2018 - Sp.2018	Aut.2018	Diff. Aut.2018 - Sp.2018		Aut.2018	Diff. Aut.2018 - Sp.2018	Aut.2018	Diff. Aut.2018 - Sp.2018
EU28		17	-2	47	1	20	1	5	1	11	64	-1	25	2
EURO AREA		17	-2	47	0	22	3	5	0	9	64	-2	27	3
NON-EURO AREA		19	1	46	0	18	0	4	0	13	65	1	22	0
BE		10	-4	57	7	26	-1	4	-1	3	67	3	30	-2
BG		35	-4	39	3	10	2	3	0	13	74	-1	13	2
CZ		11	-5	46	-1	23	0	7	3	13	57	-6	30	3
DK		14	-1	44	2	22	3	4	0	16	58	1	26	3
DE		22	3	49	-1	20	0	3	-1	6	71	2	23	-1
EE		8	-3	49	3	23	1	4	1	16	57	0	27	2
IE		21	-2	56	5	9	0	1	-1	13	77	3	10	-1
EL		29	1	45	0	17	0	4	1	5	74	1	21	1
ES		20	-4	47	0	15	3	4	2	14	67	-4	19	5
FR		12	0	39	-3	28	4	8	-1	13	51	-3	36	3
HR		25	4	48	4	17	-2	5	1	5	73	8	22	-1
IT		11	-11	51	8	24	6	6	1	8	62	-3	30	7
CY		31	1	42	2	13	0	5	-1	9	73	3	18	-1
LV		18	1	49	-2	18	0	3	0	12	67	-1	21	0
LT		21	-2	54	2	12	1	1	0	12	75	0	13	1
LU		12	-1	45	-6	23	2	3	-1	17	57	-7	26	1
HU		28	-1	41	-2	20	3	5	0	6	69	-3	25	3
MT		23	10	46	-6	8	-5	1	-1	22	69	4	9	-6
NL		9	-2	47	-2	31	4	5	1	8	56	-4	36	5
AT		22	0	42	0	24	4	8	0	4	64	0	32	4
PL		25	3	50	-4	14	3	2	0	9	75	-1	16	3
PT		21	0	62	-2	5	0	1	0	11	83	-2	6	0
RO		24	-4	39	-3	25	7	2	-1	10	63	-7	27	6
SI		24	-4	42	2	22	1	7	1	5	66	-2	29	2
SK		17	-4	45	2	20	4	4	-1	14	62	-2	24	3
FI		9	-1	53	0	25	3	3	0	10	62	-1	28	3
SE		12	0	48	2	24	-1	6	-1	10	60	2	30	-2
UK		12	2	47	2	17	-4	6	2	18	59	4	23	-2






























**QC2.4** For each of the following statements, please tell me whether you totally agree, tend to agree, tend to disagree or totally disagree.

**The private sector is better placed than the public sector to create new jobs (%)**

		Totally agree		Tend to agree		Tend to disagree		Totally disagree		Don't know	Total 'Agree'		Total 'Disagree'	
		Aut.2018	Diff. Aut.2018 - Sp.2018	Aut.2018	Diff. Aut.2018 - Sp.2018	Aut.2018	Diff. Aut.2018 - Sp.2018	Aut.2018	Diff. Aut.2018 - Sp.2018		Aut.2018	Diff. Aut.2018 - Sp.2018	Aut.2018	Diff. Aut.2018 - Sp.2018
EU28		22	0	42	0	18	0	6	0	12	64	0	24	0
EURO AREA		22	0	42	0	18	-1	6	0	12	64	0	24	-1
NON-EURO AREA		22	0	43	-1	18	2	4	0	13	65	-1	22	2
BE		19	-5	53	1	22	5	3	-1	3	72	-4	25	4
BG		27	-1	36	3	12	-4	7	1	18	63	2	19	-3
CZ		17	-1	42	-2	22	0	6	1	13	59	-3	28	1
DK		36	2	39	0	14	1	3	-1	8	75	2	17	0
DE		31	-1	42	0	13	-3	3	1	11	73	-1	16	-2
EE		13	-1	39	0	20	2	5	1	23	52	-1	25	3
IE		29	1	46	2	10	-2	3	1	12	75	3	13	-1
EL		24	3	39	0	24	-2	9	-1	4	63	3	33	-3
ES		23	2	41	-6	16	4	5	-1	15	64	-4	21	3
FR		19	2	40	-1	21	-1	7	1	13	59	1	28	0
HR		33	13	44	-12	12	-1	6	0	5	77	1	18	-1
IT		13	-3	42	8	23	-2	12	-2	10	55	5	35	-4
CY		34	2	38	2	13	-1	9	0	6	72	4	22	-1
LV		18	0	40	-1	20	-2	6	0	16	58	-1	26	-2
LT		19	-1	43	-1	17	2	3	1	18	62	-2	20	3
LU		17	1	35	-9	23	3	3	-3	22	52	-8	26	0
HU		28	2	37	0	21	-1	6	-1	8	65	2	27	-2
MT		37	10	38	-5	9	-1	2	0	14	75	5	11	-1
NL		21	2	47	-2	16	-1	3	2	13	68	0	19	1
AT		31	4	41	-1	17	-2	4	0	7	72	3	21	-2
PL		23	0	48	-2	13	2	3	2	13	71	-2	16	4
PT		18	-2	46	2	20	-2	1	-1	15	64	0	21	-3
RO		21	-7	48	8	20	0	4	0	7	69	1	24	0
SI		19	0	35	0	25	0	10	-2	11	54	0	35	-2
SK		18	-2	45	-1	22	6	3	-2	12	63	-3	25	4
FI		26	2	48	0	16	2	2	0	8	74	2	18	2
SE		29	-4	35	-4	24	8	7	-1	5	64	-8	31	7
UK		17	-1	41	-2	19	3	5	0	18	58	-3	24	3






























**QC2.5** For each of the following statements, please tell me whether you totally agree, tend to agree, tend to disagree or totally disagree.

**Public money should be used to stimulate private sector investment at EU level (%)**

		Totally agree		Tend to agree		Tend to disagree		Totally disagree		Don't know	Total 'Agree'		Total 'Disagree'	
		Aut.2018	Diff. Aut.2018 - Sp.2018	Aut.2018	Diff. Aut.2018 - Sp.2018	Aut.2018	Diff. Aut.2018 - Sp.2018	Aut.2018	Diff. Aut.2018 - Sp.2018		Aut.2018	Diff. Aut.2018 - Sp.2018	Aut.2018	Diff. Aut.2018 - Sp.2018
EU28		17	0	40	1	21	0	9	-1	13	57	1	30	-1
EURO AREA		18	0	41	0	20	-1	9	0	12	59	0	29	-1
NON-EURO AREA		15	0	38	2	22	-1	10	-1	15	53	2	32	-2
BE		14	-4	55	4	23	1	4	-1	4	69	0	27	0
BG		19	-4	34	2	13	-1	9	0	25	53	-2	22	-1
CZ		13	1	38	-3	22	-2	10	2	17	51	-2	32	0
DK		12	0	30	2	26	0	14	-3	18	42	2	40	-3
DE		29	5	44	-6	14	-1	4	0	9	73	-1	18	-1
EE		17	2	38	-1	14	0	4	-2	27	55	1	18	-2
IE		20	-1	46	1	14	-1	7	0	13	66	0	21	-1
EL		32	3	50	5	9	-5	3	-3	6	82	8	12	-8
ES		15	-1	33	0	23	3	14	-2	15	48	-1	37	1
FR		9	0	35	1	23	-4	17	4	16	44	1	40	0
HR		33	12	45	-5	11	-5	5	0	6	78	7	16	-5
IT		17	-7	48	7	18	1	7	-1	10	65	0	25	0
CY		45	-1	36	0	9	1	4	0	6	81	-1	13	1
LV		24	0	41	-4	14	1	5	0	16	65	-4	19	1
LT		24	2	43	1	13	0	5	0	15	67	3	18	0
LU		12	-4	41	-3	16	-2	5	-1	26	53	-7	21	-3
HU		29	-1	37	-5	19	3	8	3	7	66	-6	27	6
MT		31	6	43	-2	7	0	2	-1	17	74	4	9	-1
NL		7	-1	27	-2	37	-3	15	3	14	34	-3	52	0
AT		21	-1	43	2	20	0	8	2	8	64	1	28	2
PL		20	0	52	2	13	0	2	0	13	72	2	15	0
PT		13	1	46	6	20	-6	3	-3	18	59	7	23	-9
RO		15	-10	43	13	24	0	6	-4	12	58	3	30	-4
SI		29	1	42	4	16	0	4	-1	9	71	5	20	-1
SK		15	-1	41	0	23	5	6	-2	15	56	-1	29	3
FI		11	1	41	5	29	-2	8	0	11	52	6	37	-2
SE		8	-2	30	0	30	2	23	0	9	38	-2	53	2
UK		9	2	30	2	27	-4	15	0	19	39	4	42	-4

**QC3** Thinking about the following objective to be reached by 2020 in the EU, would you say that it is too ambitious, about right or too modest?

**To bring industry's contribution to the economy to 20% of GDP by 2020 (%)**






























		Too ambitious		About right		Too modest		Don't know
		Aut.2018	Diff. Aut.2018 - Sp.2018	Aut.2018	Diff. Aut.2018 - Sp.2018	Aut.2018	Diff. Aut.2018 - Sp.2018	Aut.2018
EU28		22	-2	39	3	8	0	31
EURO AREA		22	-2	38	3	8	0	32
NON-EURO AREA		21	-2	40	2	8	1	31
BE		19	-14	54	5	12	1	15
BG		15	-3	37	-3	10	2	38
CZ		20	2	41	-4	8	1	31
DK		20	-1	32	-1	9	0	39
DE		23	-5	35	1	5	1	37
EE		21	2	27	-1	4	0	48
IE		20	0	43	3	5	-2	32
EL		24	-3	36	4	15	-1	25
ES		20	1	41	4	7	-1	32
FR		24	-4	23	1	11	3	42
HR		29	5	48	0	12	1	11
IT		23	4	50	6	9	-3	18
CY		14	-4	32	7	22	3	32
LV		26	1	34	1	10	0	30
LT		23	2	42	-4	4	-2	31
LU		26	-1	22	-3	6	2	46
HU		24	0	46	2	9	0	21
MT		20	4	24	-9	2	-5	54
NL		21	-7	35	4	7	2	37
AT		20	-4	53	9	11	0	16
PL		16	0	52	7	5	-3	27
PT		12	-1	39	3	8	2	41
RO		27	1	42	-1	9	-1	22
SI		31	-7	41	8	6	-1	22
SK		25	2	41	3	6	-2	28
FI		25	2	46	5	3	-1	26
SE		12	-5	38	0	8	0	42
UK		25	-4	31	1	9	4	35
































**QC4** In your opinion, which of the following objectives should be given top priority in a European energy union?

(%)


































(MAX. 3 ANSWERS)

		Guaranteeing reasonable energy prices for consumers		Guaranteeing a continuous supply of energy		Guaranteeing EU's independence in the field of energy		Protecting the environment		Interconnecting energy infrastructure		Fighting global warming		Guaranteeing the competitiveness of EU's industry	
		Aut.2018	Diff. Aut.2018 - Sp.2018	Aut.2018	Diff. Aut.2018 - Sp.2018	Aut.2018	Diff. Aut.2018 - Sp.2018	Aut.2018	Diff. Aut.2018 - Sp.2018	Aut.2018	Diff. Aut.2018 - Sp.2018	Aut.2018	Diff. Aut.2018 - Sp.2018	Aut.2018	Diff. Aut.2018 - Sp.2018
EU28		35	-1	19	0	13	-1	43	2	9	0	36	5	10	0
EURO AREA		36	-1	18	0	14	-1	45	1	10	1	37	5	10	0
NON-EURO AREA		32	-1	21	1	12	0	39	3	9	1	34	6	9	0
BE		46	-1	21	5	14	0	40	0	10	2	46	3	9	-1
BG		54	4	32	2	20	1	26	1	13	-2	15	-1	11	-3
CZ		41	-1	18	-5	15	-5	43	2	7	-2	29	7	16	-2
DK		16	-4	18	1	13	3	52	-2	11	0	51	-3	3	0
DE		30	1	23	-1	12	-4	48	2	13	1	35	5	11	-1
EE		48	8	24	-1	23	0	40	0	13	3	21	0	9	1
IE		28	-6	19	-4	10	0	45	4	11	0	43	3	11	1
EL		44	-4	29	-1	18	2	44	2	14	-2	30	5	11	-1
ES		43	-4	14	-1	6	0	46	2	6	1	33	2	6	-2
FR		43	4	9	1	12	0	50	-3	5	1	49	2	8	0
HR		43	-1	21	2	16	1	28	1	17	3	30	9	10	0
IT		31	-3	17	-1	18	0	37	4	10	1	27	6	14	1
CY		41	3	12	-2	8	-4	53	-5	10	0	36	3	4	-1
LV		55	3	24	1	13	0	40	1	8	-1	18	-2	11	-2
LT		41	-2	27	-3	19	-1	33	3	10	0	30	6	9	-1
LU		26	-5	7	-3	18	1	46	2	9	1	49	7	7	3
HU		39	-10	24	-2	15	1	28	4	10	1	32	7	12	0
MT		37	8	13	-4	3	-1	57	8	7	0	35	11	5	1
NL		26	-1	22	3	20	-2	43	-4	18	3	45	4	2	-2
AT		35	-6	26	0	21	3	39	0	10	-2	34	5	12	1
PL		35	-1	24	3	17	1	34	2	11	-1	23	3	10	0
PT		57	1	18	3	17	0	38	-2	8	1	24	-2	9	0
RO		34	-1	19	3	14	3	29	0	14	2	24	1	14	4
SI		31	-2	12	3	14	2	48	-2	8	-2	33	2	8	1
SK		30	-8	24	-2	14	0	40	4	10	2	27	6	10	2
FI		28	1	20	-3	18	2	47	4	5	0	54	3	12	0
SE		16	-3	16	0	10	-2	48	-1	9	3	59	5	7	-1
UK		27	-1	19	-1	6	-1	47	7	4	0	42	9	7	1



































**QC4** In your opinion, which of the following objectives should be given top priority in a European energy union?  
(%)  
(MAX. 3 ANSWERS)

		Reducing energy consumption		Guaranteeing reasonable energy prices for companies		Pooling EU's negotiating power towards energy providers		Developing renewable energy		Other (SPONTANEOUS)		None (SPONTANEOUS)		Don't know
		Aut.2018	Diff. Aut.2018 - Sp.2018	Aut.2018	Diff. Aut.2018 - Sp.2018	Aut.2018	Diff. Aut.2018 - Sp.2018	Aut.2018	Diff. Aut.2018 - Sp.2018	Aut.2018	Diff. Aut.2018 - Sp.2018	Aut.2018	Diff. Aut.2018 - Sp.2018	
EU28		25	1	12	0	9	0	45	1	1	1	1	0	3
EURO AREA		26	2	12	1	10	1	46	0	1	1	1	0	2
NON-EURO AREA		24	1	12	0	9	0	41	2	1	0	1	0	4
BE		23	1	14	4	13	0	44	0	0	0	0	0	0
BG		13	-1	18	-2	13	0	21	2	0	0	1	1	8
CZ		22	-3	15	0	7	-1	31	0	2	1	1	1	1
DK		32	12	4	0	7	0	62	0	3	0	1	0	2
DE		22	-3	6	-2	8	0	49	4	1	1	2	1	2
EE		15	0	13	6	5	0	40	0	1	0	1	1	4
IE		27	0	15	1	7	-1	49	11	1	1	0	0	2
EL		23	3	12	-1	9	0	45	-5	0	0	0	0	1
ES		26	8	12	2	5	0	53	8	0	-1	0	-1	2
FR		26	1	13	4	10	2	48	-5	1	1	0	-1	1
HR		18	0	13	0	13	1	41	4	1	1	1	1	2
IT		29	4	20	-1	16	4	35	-4	0	0	1	0	3
CY		28	6	11	-2	4	-2	57	12	0	-1	1	1	1
LV		21	-3	20	-3	4	-1	24	-2	2	1	2	2	4
LT		24	2	14	1	8	-2	31	-1	1	1	1	1	2
LU		32	6	5	-2	9	1	49	-9	1	0	1	0	0
HU		26	5	10	-1	9	-1	42	-1	0	0	0	-1	2
MT		26	-2	12	4	3	-1	43	9	1	0	1	0	5
NL		36	0	5	-1	8	-1	54	2	1	0	0	0	1
AT		32	1	12	0	13	3	42	-4	2	1	0	-1	0
PL		22	-1	14	2	13	-2	35	0	1	0	1	0	5
PT		15	1	16	0	7	-3	53	3	2	1	1	1	3
RO		19	0	16	0	19	2	32	2	1	1	0	-1	5
SI		28	-1	10	0	5	1	51	2	1	0	0	-1	1
SK		30	4	12	0	10	-1	29	6	1	-1	0	-1	3
FI		27	7	7	-1	3	2	62	2	0	-1	0	0	2
SE		33	-1	5	-1	7	1	72	2	0	0	1	1	2
UK		27	4	9	-2	3	0	46	4	2	2	2	-1	5

**QD1.1** Please tell me how attached you feel to...  
**Your city/ town/ village (%)**

		Very attached		Fairly attached		Not very attached		Not at all attached		Don't know	Total 'Attached'		Total 'Not attached'	
		Aut.2018	Diff. Aut.2018 - Sp.2018	Aut.2018	Diff. Aut.2018 - Sp.2018	Aut.2018	Diff. Aut.2018 - Sp.2018	Aut.2018	Diff. Aut.2018 - Sp.2018	Aut.2018	Aut.2018	Diff. Aut.2018 - Sp.2018	Aut.2018	Diff. Aut.2018 - Sp.2018
EU28		51	-2	38	2	9	0	2	0	0	89	0	11	0
EURO AREA		49	-3	39	2	9	0	3	1	0	88	-1	12	1
NON-EURO AREA		55	-1	35	1	8	-1	2	1	0	90	0	10	0
BE		35	-5	50	6	13	0	2	-1	0	85	1	15	-1
BG		73	3	22	-2	4	1	1	0	0	95	1	5	1
CZ		39	-7	49	5	9	0	2	2	1	88	-2	11	2
DK		56	-6	31	2	11	3	2	1	0	87	-4	13	4
DE		51	-2	41	4	7	-2	1	0	0	92	2	8	-2
EE		52	-4	34	2	12	1	2	1	0	86	-2	14	2
IE		64	-2	30	2	5	0	1	0	0	94	0	6	0
EL		77	-7	20	7	2	-1	1	1	0	97	0	3	0
ES		57	1	35	-2	7	2	1	-1	0	92	-1	8	1
FR		40	-1	39	0	14	1	7	0	0	79	-1	21	1
HR		62	6	31	-4	6	-2	1	0	0	93	2	7	-2
IT		49	-6	44	5	6	0	1	1	0	93	-1	7	1
CY		69	5	24	-8	6	3	1	0	0	93	-3	7	3
CY (tcc)		72	0	22	0	5	2	1	-1	0	94	0	6	1
LV		64	-4	26	1	7	2	2	1	1	90	-3	9	3
LT		52	0	33	-1	11	0	4	1	0	85	-1	15	1
LU		43	-11	41	8	12	2	4	2	0	84	-3	16	4
HU		59	-4	33	4	7	1	1	-1	0	92	0	8	0
MT		57	12	28	-6	10	-3	4	-4	1	85	6	14	-7
NL		30	-3	39	1	25	0	6	2	0	69	-2	31	2
AT		65	0	30	-1	4	0	1	1	0	95	-1	5	1
PL		66	0	29	0	5	1	0	-1	0	95	0	5	0
PT		58	-4	39	4	2	0	1	0	0	97	0	3	0
RO		53	0	41	6	5	-6	1	0	0	94	6	6	-6
SI		61	1	27	-3	10	1	2	1	0	88	-2	12	2
SK		56	0	38	-1	4	-1	0	0	2	94	-1	4	-1
FI		41	-1	44	-2	13	4	2	0	0	85	-3	15	4
SE		45	-4	38	4	14	1	3	-1	0	83	0	17	0
UK		49	0	37	-1	10	-1	3	1	1	86	-1	13	0
AL		67	-1	29	0	4	1	0	0	0	96	-1	4	1
MK		68	1	23	-2	6	2	3	-1	0	91	-1	9	1
ME		78	8	17	-8	3	-1	1	0	1	95	0	4	-1
RS		45	2	41	0	11	-2	3	0	0	86	2	14	-2
TR		66	11	27	-5	6	-4	1	-2	0	93	6	7	-6



































**QD1.2** Please tell me how attached you feel to...  
(OUR COUNTRY) (%)

		Very attached		Fairly attached		Not very attached		Not at all attached		Don't know	Total 'Attached'		Total 'Not attached'	
		Aut.2018	Diff. Aut.2018 - Sp.2018	Aut.2018	Diff. Aut.2018 - Sp.2018	Aut.2018	Diff. Aut.2018 - Sp.2018	Aut.2018	Diff. Aut.2018 - Sp.2018		Aut.2018	Diff. Aut.2018 - Sp.2018	Aut.2018	Diff. Aut.2018 - Sp.2018
EU28		54	-3	37	1	7	2	2	0	0	91	-2	9	2
EURO AREA		53	-3	38	1	7	2	2	0	0	91	-2	9	2
NON-EURO AREA		57	-3	34	1	7	1	2	1	0	91	-2	9	2
BE		29	-10	53	9	16	2	2	-1	0	82	-1	18	1
BG		73	1	23	1	3	0	1	0	0	96	2	4	0
CZ		42	-2	47	-1	9	2	2	1	0	89	-3	11	3
DK		84	-1	15	2	1	-1	0	0	0	99	1	1	-1
DE		54	-10	40	7	5	2	1	1	0	94	-3	6	3
EE		63	-4	33	5	3	-1	1	0	0	96	1	4	-1
IE		73	1	25	-1	2	0	0	0	0	98	0	2	0
EL		84	0	15	0	1	0	0	0	0	99	0	1	0
ES		48	3	38	-3	9	1	5	-1	0	86	0	14	0
FR		58	1	32	-4	7	2	3	1	0	90	-3	10	3
HR		54	2	36	2	7	-5	3	1	0	90	4	10	-4
IT		45	-5	46	1	7	3	1	0	1	91	-4	8	3
CY		73	3	21	-8	4	3	2	2	0	94	-5	6	5
CY (tcc)*		71	1	21	0	5	1	2	-2	1	92	1	7	-1
LV		71	-4	20	1	6	2	2	0	1	91	-3	8	2
LT		57	0	33	-1	7	-1	3	2	0	90	-1	10	1
LU		54	-2	36	-2	9	4	1	1	0	90	-4	10	5
HU		60	-7	35	7	5	1	0	-1	0	95	0	5	0
MT		72	6	24	-1	3	-3	1	-2	0	96	5	4	-5
NL		44	-1	42	-2	12	3	2	1	0	86	-3	14	4
AT		66	-2	28	1	5	1	1	0	0	94	-1	6	1
PL		66	-2	30	1	3	1	1	0	0	96	-1	4	1
PT		53	5	47	-4	0	-1	0	0	0	100	1	0	-1
RO		49	1	36	-3	14	2	1	0	0	85	-2	15	2
SI		60	-1	32	1	7	1	1	0	0	92	0	8	1
SK		54	1	40	-2	4	0	1	1	1	94	-1	5	1
FI		62	-1	35	3	3	-2	0	0	0	97	2	3	-2
SE		61	-3	33	3	5	0	1	0	0	94	0	6	0
UK		52	-4	36	1	9	1	2	1	1	88	-3	11	2
AL		59	-2	33	7	7	-5	1	0	0	92	5	8	-5
MK		62	-1	25	-1	7	1	6	1	0	87	-2	13	2
ME		58	-11	35	10	4	0	2	0	1	93	-1	6	0
RS		42	0	42	3	13	-1	2	-2	1	84	3	15	-3
TR		68	3	27	-1	4	-2	0	-1	1	95	2	4	-3

\*CY(tcc): Our community


































QD1.3 Please tell me how attached you feel to...

The European Union (%)

		Very attached		Fairly attached		Not very attached		Not at all attached		Don't know	Total 'Attached'		Total 'Not attached'	
		Aut.2018	Diff. Aut.2018 - Sp.2018	Aut.2018	Diff. Aut.2018 - Sp.2018	Aut.2018	Diff. Aut.2018 - Sp.2018	Aut.2018	Diff. Aut.2018 - Sp.2018		Aut.2018	Diff. Aut.2018 - Sp.2018	Aut.2018	Diff. Aut.2018 - Sp.2018
EU28		14	0	42	0	30	0	12	0	2	56	0	42	0
EURO AREA		14	0	44	1	29	-1	11	0	2	58	1	40	-1
NON-EURO AREA		14	0	38	-2	31	2	15	1	2	52	-2	46	3
BE		14	-1	47	7	30	-4	8	-3	1	61	6	38	-7
BG		16	2	32	-7	28	1	19	4	5	48	-5	47	5
CZ		4	-2	25	-7	40	3	27	5	4	29	-9	67	8
DK		12	1	37	-3	36	0	13	3	2	49	-2	49	3
DE		18	0	52	1	22	-3	5	0	3	70	1	27	-3
EE		10	-2	41	-3	38	5	9	0	2	51	-5	47	5
IE		18	0	48	3	27	-2	6	-1	1	66	3	33	-3
EL		6	-2	32	3	39	-1	23	0	0	38	1	62	-1
ES		18	2	48	0	25	-1	6	-2	3	66	2	31	-3
FR		16	2	36	-5	29	2	17	0	2	52	-3	46	2
HR		11	3	39	-2	34	-2	15	2	1	50	1	49	0
IT		8	-4	41	5	32	-2	17	1	2	49	1	49	-1
CY		5	-3	34	3	39	-8	21	8	1	39	0	60	0
CY (tcc)		17	1	31	-1	23	1	22	-1	7	48	0	45	0
LV		26	0	41	-4	19	2	11	1	3	67	-4	30	3
LT		12	0	44	0	31	1	12	1	1	56	0	43	2
LU		25	2	49	-7	16	0	6	3	4	74	-5	22	3
HU		19	-1	41	0	30	4	9	-2	1	60	-1	39	2
MT		19	2	43	-1	24	2	10	-3	4	62	1	34	-1
NL		6	-2	37	3	44	1	11	-3	2	43	1	55	-2
AT		18	2	34	-1	31	-1	15	-1	2	52	1	46	-2
PL		18	1	53	-1	22	0	5	1	2	71	0	27	1
PT		5	-2	51	-1	36	2	8	2	0	56	-3	44	4
RO		15	-1	39	-3	33	3	11	4	2	54	-4	44	7
SI		14	0	40	-3	35	2	10	1	1	54	-3	45	3
SK		13	0	45	-3	32	5	7	-2	3	58	-3	39	3
FI		5	-1	37	-2	41	5	14	-2	3	42	-3	55	3
SE		10	-3	40	2	35	4	13	-3	2	50	-1	48	1
UK		13	2	29	-4	35	4	20	-2	3	42	-2	55	2
AL		17	10	38	2	33	-4	10	-9	2	55	12	43	-13
MK		23	6	38	1	21	-2	16	-5	2	61	7	37	-7
ME		6	-9	25	1	35	1	29	4	5	31	-8	64	5
RS		4	0	15	0	41	4	37	-4	3	19	0	78	0
TR		8	5	12	-2	35	-4	40	-1	5	20	3	75	-5






























QD1.4 Please tell me how attached you feel to...

Europe (%)

		Very attached		Fairly attached		Not very attached		Not at all attached		Don't know	Total 'Attached'		Total 'Not attached'	
		Aut.2018	Diff. Aut.2018 - Sp.2018	Aut.2018	Diff. Aut.2018 - Sp.2018	Aut.2018	Diff. Aut.2018 - Sp.2018	Aut.2018	Diff. Aut.2018 - Sp.2018		Aut.2018	Diff. Aut.2018 - Sp.2018	Aut.2018	Diff. Aut.2018 - Sp.2018
EU28		18	0	47	0	24	0	9	0	2	65	0	33	0
EURO AREA		17	0	48	0	24	-1	9	0	2	65	0	33	-1
NON-EURO AREA		19	0	46	-1	24	2	9	0	2	65	-1	33	2
BE		14	-4	55	7	24	-2	6	-2	1	69	3	30	-4
BG		21	4	36	-4	24	0	14	1	5	57	0	38	1
CZ		14	0	44	-2	27	-1	11	2	4	58	-2	38	1
DK		26	-2	53	0	18	3	2	-1	1	79	-2	20	2
DE		23	0	57	2	15	-4	3	1	2	80	2	18	-3
EE		11	-3	43	-3	36	8	8	-1	2	54	-6	44	7
IE		19	0	50	2	24	-1	5	-2	2	69	2	29	-3
EL		7	-2	35	2	37	-1	21	1	0	42	0	58	0
ES		18	2	50	-1	23	-1	7	0	2	68	1	30	-1
FR		19	2	40	-4	24	1	15	1	2	59	-2	39	2
HR		12	2	41	-1	31	-2	14	1	2	53	1	45	-1
IT		10	-2	46	6	29	-3	14	0	1	56	4	43	-3
CY		6	-4	37	4	38	-6	19	7	0	43	0	57	1
CY (tcc)		19	3	21	-2	23	2	29	0	8	40	1	52	2
LV		30	-2	40	-2	17	1	10	1	3	70	-4	27	2
LT		15	0	48	1	26	1	10	0	1	63	1	36	1
LU		31	4	49	-4	13	-3	4	2	3	80	0	17	-1
HU		28	-2	52	3	17	3	3	-3	0	80	1	20	0
MT		31	7	47	2	14	-3	4	-6	4	78	9	18	-9
NL		14	-1	50	1	30	2	5	-2	1	64	0	35	0
AT		21	1	44	-6	27	6	7	-1	1	65	-5	34	5
PL		21	0	56	-1	18	1	3	0	2	77	-1	21	1
PT		6	-1	53	0	33	0	8	2	0	59	-1	41	2
RO		19	2	40	-3	31	3	8	1	2	59	-1	39	4
SI		16	0	43	-3	30	1	10	2	1	59	-3	40	3
SK		14	-2	52	1	25	3	6	-1	3	66	-1	31	2
FI		16	-4	53	2	24	2	5	0	2	69	-2	29	2
SE		25	-5	53	3	16	1	5	2	1	78	-2	21	3
UK		18	2	40	-1	27	3	13	-3	2	58	1	40	0
AL		17	9	40	7	32	-8	10	-8	1	57	16	42	-16
MK		25	3	40	-1	18	1	14	-3	3	65	2	32	-2
ME		9	-8	26	1	38	4	23	0	4	35	-7	61	4
RS		6	0	18	0	40	1	33	-1	3	24	0	73	0
TR		8	4	11	-3	35	-4	42	2	4	19	1	77	-2






























**QD2.1** For each of the following statements, please tell me to what extent it corresponds or not to your own opinion.

**You feel you are a citizen of the EU (%)**

		Yes, definitely		Yes, to some extent		No, not really		No, definitely not		Don't know	Total 'Yes'		Total 'No'	
		Aut.2018	Diff. Aut.2018 - Sp.2018	Aut.2018	Diff. Aut.2018 - Sp.2018	Aut.2018	Diff. Aut.2018 - Sp.2018	Aut.2018	Diff. Aut.2018 - Sp.2018		Aut.2018	Diff. Aut.2018 - Sp.2018	Aut.2018	Diff. Aut.2018 - Sp.2018
EU28		30	1	41	0	19	-1	9	0	1	71	1	28	-1
EURO AREA		30	0	43	2	18	-2	8	0	1	73	2	26	-2
NON-EURO AREA		28	2	39	-1	20	-2	11	1	2	67	1	31	-1
BE		27	-2	52	7	18	-3	3	-2	0	79	5	21	-5
BG		18	-1	33	1	25	-1	22	2	2	51	0	47	1
CZ		19	0	37	-3	25	-1	18	4	1	56	-3	43	3
DK		39	0	39	-2	16	1	5	1	1	78	-2	21	2
DE		43	0	43	2	9	-2	4	0	1	86	2	13	-2
EE		39	-1	42	4	13	-2	5	-1	1	81	3	18	-3
IE		43	-3	42	3	12	0	3	1	0	85	0	15	1
EL		14	-1	38	2	30	0	18	-1	0	52	1	48	-1
ES		39	2	44	-1	11	-2	5	1	1	83	1	16	-1
FR		26	2	36	-1	22	0	15	-1	1	62	1	37	-1
HR		26	10	40	-7	25	-3	9	1	0	66	3	34	-2
IT		16	0	43	3	30	-2	10	-1	1	59	3	40	-3
CY		20	-3	45	-4	25	4	10	3	0	65	-7	35	7
LV		36	2	39	-1	14	-4	9	2	2	75	1	23	-2
LT		33	0	44	-1	16	0	6	1	1	77	-1	22	1
LU		56	-14	33	10	7	2	2	1	2	89	-4	9	3
HU		31	0	49	3	15	0	5	-3	0	80	3	20	-3
MT		35	-3	47	3	14	2	3	-1	1	82	0	17	1
NL		31	1	44	4	19	-4	5	-2	1	75	5	24	-6
AT		33	2	42	-4	17	1	7	1	1	75	-2	24	2
PL		29	0	50	-1	15	0	4	1	2	79	-1	19	1
PT		19	-9	59	4	17	5	4	0	1	78	-5	21	5
RO		18	-3	50	7	21	-6	9	3	2	68	4	30	-3
SI		28	-1	44	0	23	3	5	-1	0	72	-1	28	2
SK		27	0	50	-3	17	5	4	-1	2	77	-3	21	4
FI		37	2	44	0	15	-1	3	-1	1	81	2	18	-2
SE		46	9	36	-3	13	-4	4	-2	1	82	6	17	-6
UK		29	4	29	-3	24	-2	16	1	2	58	1	40	-1

**QD2.2** For each of the following statements, please tell me to what extent it corresponds or not to your own opinion.






























**You know what your rights are as a citizen of the EU (%)**

		Yes, definitely		Yes, to some extent		No, not really		No, definitely not		Don't know	Total 'Yes'		Total 'No'	
		Aut.2018	Diff. Aut.2018 - Sp.2018	Aut.2018	Diff. Aut.2018 - Sp.2018	Aut.2018	Diff. Aut.2018 - Sp.2018	Aut.2018	Diff. Aut.2018 - Sp.2018		Aut.2018	Diff. Aut.2018 - Sp.2018	Aut.2018	Diff. Aut.2018 - Sp.2018
EU28		12	0	43	1	32	0	12	-1	1	55	1	44	-1
EURO AREA		10	-1	43	1	33	0	13	0	1	53	0	46	0
NON-EURO AREA		15	1	41	-1	31	0	11	0	2	56	0	42	0
BE		11	2	45	4	37	-3	7	-3	0	56	6	44	-6
BG		8	2	32	4	33	-3	25	-2	2	40	6	58	-5
CZ		8	-2	33	-2	39	0	18	4	2	41	-4	57	4
DK		12	0	46	-3	32	1	8	2	2	58	-3	40	3
DE		13	1	58	0	22	0	6	-2	1	71	1	28	-2
EE		17	5	50	-2	26	-1	5	-3	2	67	3	31	-4
IE		21	-2	47	4	26	-3	5	0	1	68	2	31	-3
EL		8	3	36	-1	39	-2	17	0	0	44	2	56	-2
ES		12	0	41	-3	32	0	13	2	2	53	-3	45	2
FR		9	2	31	5	38	-3	22	-3	0	40	7	60	-6
HR		9	1	44	7	33	-6	14	-1	0	53	8	47	-7
IT		7	-3	33	5	42	-2	17	0	1	40	2	59	-2
CY		11	0	42	-10	36	6	11	4	0	53	-10	47	10
LV		17	1	37	-4	29	-1	14	2	3	54	-3	43	1
LT		18	2	47	-4	25	1	8	0	2	65	-2	33	1
LU		18	-4	59	5	20	1	2	-2	1	77	1	22	-1
HU		21	5	39	1	31	1	9	-6	0	60	6	40	-5
MT		6	-8	48	3	33	4	10	1	3	54	-5	43	5
NL		9	-3	46	-1	35	3	9	1	1	55	-4	44	4
AT		19	3	50	-3	25	2	5	-2	1	69	0	30	0
PL		19	-1	49	-2	24	1	6	2	2	68	-3	30	3
PT		7	-4	47	-4	36	6	10	3	0	54	-8	46	9
RO		12	3	38	-3	38	1	11	-1	1	50	0	49	0
SI		13	-1	44	-5	34	4	8	2	1	57	-6	42	6
SK		10	0	45	-6	34	7	9	-1	2	55	-6	43	6
FI		16	1	57	-1	23	0	3	0	1	73	0	26	0
SE		15	0	52	-2	26	4	6	-1	1	67	-2	32	3
UK		16	2	38	-2	30	-2	13	1	3	54	0	43	-1
































**QD2.3** For each of the following statements, please tell me to what extent it corresponds or not to your own opinion.






























**You would like to know more about your rights as a citizen of the EU (%)**

		Yes, definitely		Yes, to some extent		No, not really		No, definitely not		Don't know	Total 'Yes'		Total 'No'	
		Aut.2018	Diff. Aut.2018 - Sp.2018	Aut.2018	Diff. Aut.2018 - Sp.2018	Aut.2018	Diff. Aut.2018 - Sp.2018	Aut.2018	Diff. Aut.2018 - Sp.2018		Aut.2018	Diff. Aut.2018 - Sp.2018	Aut.2018	Diff. Aut.2018 - Sp.2018
EU28		25	-1	41	0	22	-1	9	1	3	66	-1	31	0
EURO AREA		27	-1	43	1	20	0	8	0	2	70	0	28	0
NON-EURO AREA		22	0	38	1	25	-4	11	2	4	60	1	36	-2
BE		28	2	48	-2	21	1	2	-2	1	76	0	23	-1
BG		32	-2	42	2	9	-3	9	0	8	74	0	18	-3
CZ		27	0	34	-7	21	1	14	5	4	61	-7	35	6
DK		27	-1	33	-1	26	1	12	2	2	60	-2	38	3
DE		24	-4	43	0	22	1	8	1	3	67	-4	30	2
EE		31	4	34	-4	25	-1	6	0	4	65	0	31	-1
IE		30	0	44	-1	19	0	5	1	2	74	-1	24	1
EL		39	-1	39	2	16	-1	6	0	0	78	1	22	-1
ES		38	2	38	-4	15	-1	6	2	3	76	-2	21	1
FR		28	5	42	-2	17	-1	12	-1	1	70	3	29	-2
HR		26	4	40	-4	24	-1	8	1	2	66	0	32	0
IT		22	-2	49	7	19	-3	7	-1	3	71	5	26	-4
CY		75	-3	13	-3	7	4	4	1	1	88	-6	11	5
LV		39	1	31	-3	19	0	9	2	2	70	-2	28	2
LT		29	-1	43	-1	21	2	6	0	1	72	-2	27	2
LU		30	-8	43	4	21	4	4	-1	2	73	-4	25	3
HU		25	-1	45	4	21	-1	8	-2	1	70	3	29	-3
MT		39	-7	37	4	13	0	8	4	3	76	-3	21	4
NL		27	-1	35	3	31	-1	6	-1	1	62	2	37	-2
AT		25	2	42	1	25	1	5	-5	3	67	3	30	-4
PL		19	-3	49	4	22	-3	7	3	3	68	1	29	0
PT		17	-4	58	4	21	2	3	0	1	75	0	24	2
RO		22	-6	47	4	19	-1	10	3	2	69	-2	29	2
SI		26	1	33	-7	31	5	8	1	2	59	-6	39	6
SK		28	2	46	-3	15	0	6	1	5	74	-1	21	1
FI		20	6	38	-3	35	-1	5	-2	2	58	3	40	-3
SE		34	0	38	3	19	-1	8	-1	1	72	3	27	-2
UK		20	5	28	-2	34	-7	14	3	4	48	3	48	-4


































**QD3** Do you see yourself as...?  
(%)

		(NATIONALITY) only		(NATIONALITY) and European		European and (NATIONALITY)		European only		None (SPONTANEOUS)	
		Aut.2018	Diff. Aut.2018 - Sp.2018	Aut.2018	Diff. Aut.2018 - Sp.2018	Aut.2018	Diff. Aut.2018 - Sp.2018	Aut.2018	Diff. Aut.2018 - Sp.2018	Aut.2018	Diff. Aut.2018 - Sp.2018
EU28		<b>33</b>	-2	<b>55</b>	0	<b>9</b>	3	<b>2</b>	0	<b>1</b>	-1
EURO AREA		<b>30</b>	-2	<b>58</b>	1	<b>8</b>	1	<b>2</b>	0	<b>2</b>	0
NON-EURO AREA		<b>40</b>	-1	<b>49</b>	-1	<b>9</b>	3	<b>1</b>	0	<b>1</b>	0
BE		<b>24</b>	-6	<b>57</b>	0	<b>16</b>	6	<b>2</b>	-1	<b>1</b>	1
BG		<b>47</b>	1	<b>42</b>	1	<b>7</b>	1	<b>1</b>	0	<b>1</b>	0
CZ		<b>38</b>	4	<b>53</b>	-4	<b>8</b>	1	<b>1</b>	0	<b>0</b>	0
DK		<b>38</b>	2	<b>56</b>	-4	<b>4</b>	1	<b>1</b>	0	<b>0</b>	0
DE		<b>23</b>	-3	<b>60</b>	3	<b>12</b>	1	<b>2</b>	-1	<b>2</b>	-1
EE		<b>37</b>	-3	<b>56</b>	4	<b>6</b>	0	<b>0</b>	0	<b>1</b>	0
IE		<b>40</b>	3	<b>55</b>	-4	<b>3</b>	0	<b>1</b>	0	<b>0</b>	0
EL		<b>47</b>	-4	<b>50</b>	3	<b>3</b>	2	<b>0</b>	0	<b>0</b>	0
ES		<b>18</b>	-2	<b>64</b>	1	<b>8</b>	3	<b>5</b>	-1	<b>3</b>	-2
FR		<b>36</b>	-2	<b>53</b>	-1	<b>7</b>	1	<b>2</b>	1	<b>2</b>	1
HR		<b>33</b>	1	<b>59</b>	1	<b>5</b>	-3	<b>1</b>	0	<b>2</b>	1
IT		<b>34</b>	-3	<b>57</b>	0	<b>7</b>	4	<b>0</b>	-1	<b>1</b>	0
CY		<b>44</b>	4	<b>51</b>	-4	<b>4</b>	1	<b>1</b>	0	<b>0</b>	-1
LV		<b>44</b>	0	<b>45</b>	1	<b>8</b>	0	<b>2</b>	-1	<b>0</b>	0
LT		<b>46</b>	2	<b>47</b>	-3	<b>5</b>	0	<b>1</b>	1	<b>1</b>	1
LU		<b>14</b>	2	<b>59</b>	-6	<b>18</b>	3	<b>7</b>	0	<b>2</b>	1
HU		<b>24</b>	-1	<b>64</b>	0	<b>11</b>	1	<b>1</b>	0	<b>0</b>	0
MT		<b>33</b>	5	<b>64</b>	0	<b>3</b>	-3	<b>0</b>	-1	<b>0</b>	0
NL		<b>24</b>	-4	<b>65</b>	2	<b>9</b>	2	<b>2</b>	1	<b>0</b>	-1
AT		<b>42</b>	1	<b>43</b>	-5	<b>11</b>	3	<b>2</b>	0	<b>2</b>	1
PL		<b>30</b>	-2	<b>63</b>	1	<b>6</b>	2	<b>1</b>	0	<b>0</b>	0
PT		<b>35</b>	3	<b>62</b>	-2	<b>2</b>	-1	<b>0</b>	-1	<b>0</b>	0
RO		<b>40</b>	-7	<b>50</b>	7	<b>7</b>	1	<b>1</b>	0	<b>1</b>	-1
SI		<b>31</b>	-4	<b>58</b>	1	<b>6</b>	2	<b>2</b>	1	<b>2</b>	0
SK		<b>31</b>	1	<b>60</b>	1	<b>6</b>	0	<b>1</b>	1	<b>1</b>	0
FI		<b>34</b>	-3	<b>61</b>	7	<b>4</b>	-3	<b>1</b>	0	<b>0</b>	-1
SE		<b>32</b>	-5	<b>62</b>	6	<b>5</b>	1	<b>0</b>	-1	<b>1</b>	-1
UK		<b>50</b>	-1	<b>34</b>	-7	<b>14</b>	8	<b>2</b>	1	<b>0</b>	-1



































**QD3** Do you see yourself as...?  
(%)

		Refusal (SPONTANEOUS)		Don't know	Total 'More European than National'		Total 'More National than European'		Total 'European'	
		Aut.2018	Diff. Aut.2018 - Sp.2018		Aut.2018	Aut.2018	Diff. Aut.2018 - Sp.2018	Aut.2018	Diff. Aut.2018 - Sp.2018	Aut.2018
EU28		0	0	0	11	3	88	-2	66	3
EURO AREA		0	0	0	10	1	88	-1	68	2
NON-EURO AREA		0	0	0	10	3	89	-2	59	2
BE		0	0	0	18	5	81	-6	75	5
BG		0	-1	2	8	1	89	2	50	2
CZ		0	-1	0	9	1	91	0	62	-3
DK		0	0	1	5	1	94	-2	61	-3
DE		1	1	0	14	0	83	0	74	3
EE		0	-1	0	6	0	93	1	62	4
IE		0	0	1	4	0	95	-1	59	-4
EL		0	0	0	3	2	97	-1	53	5
ES		1	0	1	13	2	82	-1	77	3
FR		0	0	0	9	2	89	-3	62	1
HR		0	0	0	6	-3	92	2	65	-2
IT		0	0	1	7	3	91	-3	64	3
CY		0	0	0	5	1	95	0	56	-3
LV		0	0	1	10	-1	89	1	55	0
LT		0	0	0	6	1	93	-1	53	-2
LU		0	0	0	25	3	73	-4	84	-3
HU		0	0	0	12	1	88	-1	76	1
MT		0	0	0	3	-4	97	5	67	-4
NL		0	0	0	11	3	89	-2	76	5
AT		0	0	0	13	3	85	-4	56	-2
PL		0	0	0	7	2	93	-1	70	3
PT		0	0	1	2	-2	97	1	64	-4
RO		0	-1	1	8	1	90	0	58	8
SI		1	1	0	8	3	89	-3	66	4
SK		0	0	1	7	1	91	2	67	2
FI		0	0	0	5	-3	95	4	66	4
SE		0	0	0	5	0	94	1	67	6
UK		0	0	0	16	9	84	-8	50	2

**QD4a** Which of the following do you think is the most positive result of the EU? Firstly?  
(%)

		Peace among the Member States of the EU		The free movement of people, goods and services within the EU		The euro		Student exchange programmes such as ERASMUS		The Common Agricultural Policy		The economic power of the EU	
		Aut.2018	Diff. Aut.2018 - Sp.2018	Aut.2018	Diff. Aut.2018 - Sp.2018	Aut.2018	Diff. Aut.2018 - Sp.2018	Aut.2018	Diff. Aut.2018 - Sp.2018	Aut.2018	Diff. Aut.2018 - Sp.2018	Aut.2018	Diff. Aut.2018 - Sp.2018
EU28		33	0	27	0	9	1	7	0	2	0	6	1
EURO AREA		35	1	23	-1	11	1	7	-1	2	0	6	1
NON-EURO AREA		30	0	34	0	5	3	5	0	4	1	6	1
BE		27	-4	20	1	17	2	9	-2	2	-1	8	3
BG		19	-6	49	5	2	0	3	0	1	-1	7	0
CZ		34	-4	34	3	2	0	7	-1	3	1	6	0
DK		50	0	20	0	2	1	3	0	2	-1	1	-2
DE		52	-2	21	0	8	-1	3	0	1	-1	6	3
EE		29	2	40	2	11	0	4	-4	1	0	4	1
IE		18	-1	39	-3	20	3	6	1	5	2	5	-1
EL		30	0	29	-3	8	4	7	1	1	0	6	-2
ES		27	4	23	-4	11	1	8	0	2	-1	8	-1
FR		42	5	15	-1	11	-2	10	-2	1	0	3	0
HR		18	-2	42	0	5	0	7	-4	2	-1	12	3
IT		21	3	24	-1	12	3	13	1	3	0	7	0
CY		32	-2	30	2	7	0	8	0	2	-1	5	1
CY (tcc)		22	0	21	0	9	1	8	0	3	0	13	2
LV		25	-2	40	4	6	0	7	-3	2	0	4	0
LT		33	2	44	2	5	2	7	-2	2	1	3	-1
LU		51	2	18	-2	11	-2	4	-1	1	0	2	-1
HU		17	-3	32	-2	9	3	10	-1	6	1	10	2
MT		30	1	16	-2	16	-3	13	2	1	-1	6	3
NL		41	1	31	0	10	0	1	-3	1	0	4	0
AT		28	-6	24	4	12	2	4	0	4	0	10	2
PL		29	-2	36	-6	5	3	5	2	5	2	6	0
PT		13	-3	45	4	9	-1	7	0	1	0	9	0
RO		15	-3	31	-4	9	3	7	0	9	2	12	1
SI		29	-5	26	2	18	4	8	-2	1	1	6	-1
SK		24	0	36	0	16	1	7	1	1	-2	6	1
FI		33	-1	33	0	12	-2	4	-2	1	-1	1	1
SE		50	4	30	-3	1	0	4	2	1	0	2	1
UK		33	2	34	7	3	2	5	-1	2	0	3	1
AL		5	3	42	-3	9	-1	4	0	3	1	5	-6
MK		22	2	37	1	5	0	3	-2	2	1	14	0
ME		25	-2	26	-4	9	4	9	3	5	-3	9	5
RS		19	2	30	-2	9	2	4	0	3	-1	13	0
TR		5	-3	9	-5	5	0	9	4	5	1	24	9



































**QD4a** Which of the following do you think is the most positive result of the EU? Firstly?  
(%)

		The political and diplomatic influence of the EU in the rest of the world		The level of social welfare (healthcare, education, pensions) in the EU		Other (SPONTANEOUS)		None (SPONTANEOUS)		Don't know
		Aut.2018	Diff. Aut.2018 - Sp.2018	Aut.2018	Diff. Aut.2018 - Sp.2018	Aut.2018	Diff. Aut.2018 - Sp.2018	Aut.2018	Diff. Aut.2018 - Sp.2018	
EU28		5	0	5	1	1	0	3	-1	2
EURO AREA		5	0	5	1	1	0	3	-1	2
NON-EURO AREA		5	0	4	-2	1	0	3	-1	3
BE		6	1	10	0	1	1	0	-1	0
BG		6	1	5	0	0	-1	2	0	6
CZ		3	-2	6	3	1	0	3	1	1
DK		9	0	6	1	2	0	2	1	3
DE		3	-1	2	1	0	0	3	1	1
EE		1	-2	5	2	1	0	2	0	2
IE		3	1	2	0	0	0	1	0	1
EL		6	-3	2	1	1	0	9	2	1
ES		4	-2	7	2	1	0	5	1	4
FR		4	-1	7	2	1	0	3	0	3
HR		4	2	7	2	0	0	2	0	1
IT		8	-1	3	-1	1	0	5	-2	3
CY		3	-1	4	-1	1	0	6	2	2
CY (tcc)		4	-1	10	0	1	-1	5	0	4
LV		2	0	8	-1	2	1	1	0	3
LT		1	-1	3	-2	1	1	1	0	0
LU		2	0	9	5	0	-1	1	0	1
HU		5	0	4	0	0	0	3	0	4
MT		3	0	6	0	1	0	1	0	7
NL		7	0	4	2	1	1	0	-1	0
AT		7	2	7	1	1	-1	3	-2	0
PL		4	0	6	2	0	-1	2	1	2
PT		4	0	2	-1	1	0	3	1	6
RO		6	-1	5	-1	0	0	2	1	4
SI		2	-2	5	3	1	0	4	1	0
SK		2	-1	4	2	0	-1	2	0	2
FI		5	2	8	3	0	-1	1	0	2
SE		8	-2	2	-1	0	-1	1	0	1
UK		5	2	3	-7	3	2	5	-3	4
AL		9	5	23	1	0	0	0	0	0
MK		2	0	9	-1	2	0	2	0	2
ME		3	1	6	-2	2	0	4	-2	2
RS		3	-3	6	-2	1	0	7	2	5
TR		14	4	13	-5	7	-2	4	-2	5

**QD4T** Which of the following do you think is the most positive result of the EU? Firstly? And then?

(%)


































(MAX. 3 ANSWERS)

		Peace among the Member States of the EU		The free movement of people, goods and services within the EU		The euro		Student exchange programmes such as ERASMUS		The Common Agricultural Policy		The economic power of the EU	
		Aut.2018	Diff. Aut.2018 - Sp.2018	Aut.2018	Diff. Aut.2018 - Sp.2018	Aut.2018	Diff. Aut.2018 - Sp.2018	Aut.2018	Diff. Aut.2018 - Sp.2018	Aut.2018	Diff. Aut.2018 - Sp.2018	Aut.2018	Diff. Aut.2018 - Sp.2018
EU28		55	1	59	1	26	2	25	1	11	1	23	2
EURO AREA		57	2	56	0	32	1	25	0	9	0	23	1
NON-EURO AREA		52	0	64	2	12	3	25	2	15	3	23	4
BE		56	3	51	0	41	3	30	0	11	1	22	3
BG		46	-4	73	-2	10	2	20	-2	11	0	29	2
CZ		59	-3	67	0	6	0	36	-1	12	4	27	1
DK		71	0	61	3	7	1	18	0	11	0	12	0
DE		74	0	64	3	34	-2	14	0	8	-2	28	3
EE		53	4	74	1	38	2	24	-7	8	1	15	1
IE		45	1	72	3	51	-1	24	3	22	7	27	2
EL		55	-4	65	-4	20	3	24	0	6	-2	25	3
ES		47	4	48	-8	28	3	23	2	8	0	27	0
FR		63	5	45	5	33	0	30	-3	7	0	14	1
HR		47	2	73	1	15	0	28	-2	14	-3	37	6
IT		38	1	52	-1	28	6	38	4	13	1	24	0
CY		58	-6	66	5	22	1	29	-1	8	-1	19	2
CY (tcc)		35	-2	35	-3	17	0	15	-3	7	0	23	2
LV		49	0	67	-2	25	-3	34	0	11	-1	13	-1
LT		62	5	81	1	14	3	36	1	14	2	21	0
LU		73	6	61	-2	41	-4	21	-2	6	2	15	4
HU		34	-3	59	-4	22	8	35	-4	18	2	31	5
MT		47	-1	52	12	36	-3	43	14	7	0	18	6
NL		65	2	70	1	43	0	11	-5	7	1	19	-1
AT		48	-3	48	-5	33	1	24	0	17	4	35	7
PL		54	-6	70	-3	12	2	22	-1	21	4	23	3
PT		40	4	73	5	31	-7	22	-2	4	-2	27	1
RO		30	-10	60	-2	29	5	30	6	24	1	32	1
SI		51	-5	60	3	46	5	27	-1	10	5	26	2
SK		48	0	71	1	46	5	33	1	9	-1	23	2
FI		64	1	68	3	42	-3	20	-5	4	-1	8	2
SE		76	4	72	0	8	1	24	-5	7	0	12	2
UK		54	7	60	9	8	4	22	5	11	5	19	6
AL		14	2	76	0	25	2	11	0	17	0	23	-4
MK		45	1	69	1	15	1	14	-5	7	0	43	10
ME		41	-8	54	-3	23	5	25	3	16	2	25	4
RS		39	1	60	-4	21	2	17	0	10	-4	33	-1
TR		15	-6	28	-3	11	0	22	7	13	3	45	7

**QD4T** Which of the following do you think is the most positive result of the EU? Firstly? And then?

(%)






























(MAX. 3 ANSWERS)

		The political and diplomatic influence of the EU in the rest of the world		The level of social welfare (healthcare, education, pensions) in the EU		Other (SPONTANEOUS)		None (SPONTANEOUS)		Don't know
		Aut.2018	Diff. Aut.2018 - Sp.2018	Aut.2018	Diff. Aut.2018 - Sp.2018	Aut.2018	Diff. Aut.2018 - Sp.2018	Aut.2018	Diff. Aut.2018 - Sp.2018	
EU28		21	0	18	0	2	0	7	0	2
EURO AREA		21	0	18	3	2	0	7	0	2
NON-EURO AREA		21	1	19	-4	3	1	7	-1	3
BE		24	5	28	1	3	1	1	-1	0
BG		21	-1	18	1	1	0	4	0	6
CZ		17	-2	22	1	3	1	5	1	1
DK		31	-1	36	1	4	0	4	1	3
DE		21	-1	12	4	1	1	4	0	1
EE		12	-2	19	3	1	0	5	1	2
IE		14	0	12	3	1	0	2	1	1
EL		27	-2	9	2	3	1	14	3	1
ES		17	-4	21	7	2	0	10	0	4
FR		19	1	23	1	2	0	8	1	3
HR		18	7	24	3	1	0	3	-1	1
IT		25	1	14	0	3	1	9	-2	3
CY		15	-2	22	-2	3	2	9	2	2
CY (tcc)		16	4	28	0	3	-1	10	0	4
LV		15	3	20	-3	3	1	6	0	3
LT		16	2	19	-1	2	2	3	2	0
LU		15	3	23	4	2	-2	2	-1	1
HU		21	0	18	0	2	1	6	1	4
MT		11	1	20	1	5	3	2	-2	7
NL		31	1	22	7	1	0	1	-2	0
AT		31	3	25	4	3	0	6	-3	1
PL		19	0	20	3	1	-1	3	1	2
PT		20	6	15	2	1	-2	4	1	6
RO		23	2	19	-2	1	1	3	1	5
SI		7	-6	19	5	3	0	6	0	0
SK		14	1	10	0	1	-1	4	1	2
FI		27	6	33	10	1	-1	3	-1	2
SE		41	1	19	1	1	-1	5	0	1
UK		20	4	16	-14	6	4	14	-2	3
AL		22	5	66	-1	1	1	0	0	0
MK		12	2	30	4	3	1	4	1	2
ME		12	4	26	1	2	-2	5	-4	3
RS		16	-4	24	-3	2	0	9	3	5
TR		32	4	30	-10	9	-1	6	-1	5

**QD5** In your opinion, among the following issues, which are those that most create a feeling of community among EU citizens?

(%)

(MAX. 3 ANSWERS)






























		History		Religion		Values		Geography		Languages		The rule of law		Sports		Inventions, science and technology	
		Aut.2018	Diff. Aut.2018 - Sp.2018	Aut.2018	Diff. Aut.2018 - Sp.2018	Aut.2018	Diff. Aut.2018 - Sp.2018	Aut.2018	Diff. Aut.2018 - Sp.2018	Aut.2018	Diff. Aut.2018 - Sp.2018	Aut.2018	Diff. Aut.2018 - Sp.2018	Aut.2018	Diff. Aut.2018 - Sp.2018	Aut.2018	Diff. Aut.2018 - Sp.2018
EU28		25	2	9	1	24	1	19	-1	12	1	20	1	19	0	14	1
EURO AREA		25	1	9	1	25	1	20	-1	12	1	21	2	19	0	13	1
NON-EURO AREA		24	2	8	-1	22	0	17	0	12	1	19	2	19	1	15	1
BE		25	2	9	1	26	-2	16	1	15	-1	20	5	19	-1	16	0
BG		24	1	8	-3	24	-4	32	6	6	-2	9	-4	7	-2	13	1
CZ		37	2	7	0	28	-3	19	-2	13	2	14	0	20	-3	18	1
DK		31	3	6	2	26	2	19	0	9	0	22	2	27	1	16	1
DE		23	1	8	0	25	-1	14	-4	10	-2	29	2	17	-6	14	4
EE		17	2	6	-2	26	0	19	0	11	3	15	-1	18	0	16	2
IE		20	2	10	1	21	-4	16	0	16	2	22	-1	34	2	16	4
EL		29	4	16	2	26	-1	33	-3	13	3	13	1	18	-2	16	-2
ES		22	4	3	0	18	0	18	0	9	1	21	3	17	5	6	-1
FR		31	0	9	0	29	5	21	0	16	2	17	3	26	2	13	0
HR		25	5	16	5	16	1	21	4	7	1	19	4	19	2	16	-1
IT		25	1	13	3	24	2	22	3	11	4	18	1	14	0	15	1
CY		17	5	13	0	23	3	8	-1	12	-4	17	0	23	3	16	-2
LV		16	0	6	-3	17	3	31	-3	17	1	10	-2	27	-1	14	1
LT		19	0	9	-1	19	2	25	3	16	-2	8	-1	28	2	23	1
LU		29	1	6	-1	27	1	17	-7	28	6	23	4	17	-5	8	1
HU		27	-2	14	1	17	2	22	2	13	1	11	-2	16	-2	15	1
MT		18	1	6	-4	20	-3	18	4	19	2	32	18	12	1	13	6
NL		30	1	6	0	26	1	39	-2	8	3	22	0	19	2	18	3
AT		30	1	15	0	34	4	27	1	20	1	18	0	18	3	18	3
PL		25	3	8	-3	22	2	17	0	13	2	21	3	13	-5	13	-3
PT		21	2	6	1	24	0	21	-5	12	-2	20	2	10	1	10	3
RO		14	-1	12	-3	17	-4	14	-2	18	5	14	-5	18	1	19	8
SI		23	1	8	-1	17	-1	21	2	16	5	8	-4	38	6	13	-2
SK		26	3	13	2	20	4	30	-1	12	-4	17	2	16	0	8	-2
FI		25	0	7	1	32	-2	28	1	8	0	33	1	16	0	14	1
SE		37	3	3	-3	29	-1	34	1	8	0	26	-1	15	1	18	1
UK		21	4	6	-1	23	2	12	1	11	0	21	5	24	6	15	3



**QD5** In your opinion, among the following issues, which are those that most create a feeling of community among EU citizens?

(%)






























(MAX. 3 ANSWERS)

		Economy		Healthcare, education and pensions		Solidarity with poorer regions		Culture		Other (SPONTANEOUS)		None, such a feeling does not exist (SPONTANEOUS)		None (SPONTANEOUS)		Don't know
		Aut.2018	Diff. Aut.2018 - Sp.2018	Aut.2018	Diff. Aut.2018 - Sp.2018	Aut.2018	Diff. Aut.2018 - Sp.2018	Aut.2018	Diff. Aut.2018 - Sp.2018	Aut.2018	Diff. Aut.2018 - Sp.2018	Aut.2018	Diff. Aut.2018 - Sp.2018	Aut.2018	Diff. Aut.2018 - Sp.2018	
EU28		23	2	14	1	15	1	28	-1	1	0	4	0	2	0	4
EURO AREA		23	1	13	1	15	1	29	-1	1	0	4	-1	2	0	3
NON-EURO AREA		23	3	17	2	14	1	27	0	2	1	3	0	2	-1	4
BE		26	3	26	5	19	2	26	-1	2	2	2	-4	0	0	1
BG		18	4	10	2	14	1	24	-3	1	0	8	2	1	-1	11
CZ		17	2	14	1	12	0	30	-1	3	2	2	1	1	-1	3
DK		20	1	19	2	14	-3	35	2	3	1	1	-1	2	1	3
DE		23	2	10	2	14	-1	30	-3	1	0	7	1	2	1	4
EE		26	4	13	3	8	0	29	4	2	1	7	-1	1	-1	6
IE		31	4	20	1	14	-2	31	1	0	0	1	0	0	-1	1
EL		28	-1	6	1	10	1	38	0	2	1	5	0	3	0	1
ES		27	4	14	1	14	0	26	2	1	0	4	-2	2	-1	4
FR		16	-1	14	2	16	2	30	-4	1	0	1	-1	1	0	3
HR		26	-1	13	-1	17	-3	22	2	0	0	7	1	2	0	1
IT		24	3	13	1	18	7	28	4	0	-1	5	-3	2	-1	3
CY		23	-6	12	1	13	-2	36	0	1	-1	8	1	2	-1	2
LV		22	-2	10	1	9	-1	35	3	2	1	2	0	2	0	5
LT		28	-2	11	0	10	-3	29	-3	2	1	2	1	1	0	4
LU		17	1	18	7	14	-1	32	7	1	-2	1	-2	0	-1	2
HU		25	1	18	-2	12	-4	25	-1	0	0	3	1	1	0	6
MT		16	-2	21	5	13	1	30	-9	1	0	2	0	1	0	8
NL		35	1	11	-1	14	0	22	-3	1	-1	1	0	1	0	1
AT		23	2	16	-1	9	-2	32	-1	1	-1	4	-3	0	-1	0
PL		32	3	16	3	17	3	26	-2	1	0	3	1	1	0	3
PT		18	2	15	3	20	5	31	-5	1	0	8	1	1	0	8
RO		20	4	23	4	19	-1	20	-1	0	-1	4	2	1	0	6
SI		32	1	12	4	10	-1	23	1	2	-1	4	1	1	-1	1
SK		20	6	12	-4	12	1	28	3	0	-2	6	0	1	0	3
FI		25	0	26	9	16	2	27	4	1	0	1	0	0	-3	2
SE		21	2	13	1	17	2	28	1	2	0	2	1	1	-1	2
UK		20	4	17	0	11	2	30	2	4	3	2	-3	3	-3	4

**QD6** In the following list, which are the three most important values for you personally?

(%)






























(MAX. 3 ANSWERS)

		The rule of law		Respect for human life		Human rights		Individual freedom		Democracy		Peace		Equality	
		Aut.2018	Diff. Aut.2018 - Sp.2018	Aut.2018	Diff. Aut.2018 - Sp.2018	Aut.2018	Diff. Aut.2018 - Sp.2018	Aut.2018	Diff. Aut.2018 - Sp.2018	Aut.2018	Diff. Aut.2018 - Sp.2018	Aut.2018	Diff. Aut.2018 - Sp.2018	Aut.2018	Diff. Aut.2018 - Sp.2018
EU28		17	-1	37	0	41	-1	25	1	29	2	47	2	21	0
EURO AREA		16	-2	37	-1	42	-1	24	0	30	2	48	2	21	0
NON-EURO AREA		20	2	39	4	40	-1	26	2	28	2	43	2	22	0
BE		10	-2	39	-1	44	9	29	1	29	5	45	5	22	1
BG		28	2	38	2	35	-2	31	0	15	-1	46	1	10	-1
CZ		19	2	28	1	31	-2	42	1	30	-1	54	-2	12	0
DK		17	2	32	-2	47	-2	24	3	44	2	47	-1	27	-2
DE		25	-5	27	0	43	-2	24	0	38	2	59	4	8	0
EE		23	4	36	-3	44	1	20	-1	18	1	59	3	12	2
IE		17	0	50	-3	45	0	32	2	25	2	42	2	30	1
EL		23	-2	39	-5	43	4	24	2	36	0	53	0	25	3
ES		17	0	44	1	47	-1	18	0	30	4	39	1	30	3
FR		9	0	44	-6	45	1	23	2	20	2	50	-1	23	-2
HR		14	-1	38	7	38	8	36	-4	20	-3	46	3	21	1
IT		9	-1	37	-2	35	-3	24	0	32	1	40	3	22	-2
CY		21	4	48	4	59	-2	24	-1	27	-4	47	0	17	-4
LV		12	0	40	-2	48	-3	40	-1	13	2	51	0	16	3
LT		7	1	42	2	47	1	38	-5	20	1	45	-2	15	-2
LU		16	4	47	1	43	2	22	-5	23	-3	50	1	21	4
HU		10	-1	43	0	32	-1	37	-1	30	1	45	1	22	5
MT		16	-3	50	10	44	15	20	10	32	4	53	8	17	2
NL		19	0	31	2	39	-3	26	-3	32	-2	45	-1	23	0
AT		13	-2	30	-1	36	-2	44	-5	33	3	52	-1	23	5
PL		16	-2	34	4	40	-6	21	1	33	3	44	2	18	0
PT		11	-4	42	0	40	-2	18	-1	26	4	41	8	42	1
RO		11	-2	27	-3	40	0	27	-1	22	-1	33	7	25	2
SI		9	-3	38	-5	46	-3	35	-1	14	0	58	5	19	-2
SK		22	0	27	1	39	-1	25	-3	25	3	48	-1	12	4
FI		30	-4	38	0	44	-3	24	-2	22	4	51	2	32	2
SE		16	-3	25	-3	59	0	20	-1	51	3	46	4	27	-6
UK		28	6	49	8	40	0	25	6	23	3	42	1	27	0

**QD6** In the following list, which are the three most important values for you personally?

(%)






























(MAX. 3 ANSWERS)

		Solidarity, support for others		Tolerance		Religion		Self-fulfilment		Respect for other cultures		None (SPONTANEOUS)		Don't know
		Aut.2018	Diff. Aut.2018 - Sp.2018	Aut.2018	Diff. Aut.2018 - Sp.2018	Aut.2018	Diff. Aut.2018 - Sp.2018	Aut.2018	Diff. Aut.2018 - Sp.2018	Aut.2018	Diff. Aut.2018 - Sp.2018	Aut.2018	Diff. Aut.2018 - Sp.2018	
EU28		16	0	16	0	6	1	9	0	9	0	1	0	1
EURO AREA		18	0	17	1	5	0	9	0	9	1	1	0	1
NON-EURO AREA		12	0	14	-2	7	1	8	1	7	-3	1	0	2
BE		20	-2	22	-1	3	-2	11	-5	9	-4	0	0	1
BG		19	2	14	0	5	-1	16	-1	5	0	1	1	2
CZ		9	-1	13	-1	3	-2	8	-4	3	-1	1	1	0
DK		12	0	17	0	2	0	2	0	12	-4	1	0	0
DE		10	-2	16	-1	3	0	8	3	8	0	0	0	1
EE		9	1	18	1	3	1	17	-2	14	-1	0	-1	1
IE		7	-6	10	1	4	0	7	2	8	-1	0	0	0
EL		22	0	2	0	19	-1	4	0	6	-1	0	0	0
ES		19	-4	16	0	3	0	5	0	7	1	1	1	0
FR		25	1	22	0	4	1	8	-4	14	4	0	0	1
HR		20	0	14	2	10	2	8	2	8	3	1	0	0
IT		20	3	14	3	8	1	13	0	8	1	2	0	1
CY		16	3	2	1	16	0	0	-1	11	3	1	1	0
LV		12	0	8	0	7	2	7	1	15	-5	0	0	1
LT		11	-1	18	4	10	2	9	1	7	-1	1	1	0
LU		15	-8	20	-1	3	0	3	-1	15	4	0	0	0
HU		16	1	10	-2	6	-1	17	2	3	0	1	0	1
MT		15	2	8	0	11	0	5	1	3	-3	1	-1	2
NL		19	1	22	-2	6	1	13	1	15	1	0	0	0
AT		13	1	16	-2	8	1	10	1	3	-1	0	-1	0
PL		12	0	16	0	11	2	6	1	5	1	1	0	2
PT		27	1	9	-1	3	1	16	-3	8	1	0	0	1
RO		18	0	10	-2	13	1	14	0	3	0	1	0	3
SI		15	1	18	0	3	1	8	2	6	0	1	0	0
SK		11	-1	15	-3	8	-2	10	-2	5	1	2	1	1
FI		11	3	20	4	6	1	9	0	6	2	0	-1	0
SE		20	4	12	2	2	1	6	3	7	-3	0	0	0
UK		6	-2	14	-6	5	1	5	0	12	-7	1	-1	2

**QD7** In the following list, which values best represent the EU?

(%)






























(MAX. 3 ANSWERS)

		The rule of law		Respect for human life		Human rights		Individual freedom		Democracy		Peace		Equality	
		Aut.2018	Diff. Aut.2018 - Sp.2018	Aut.2018	Diff. Aut.2018 - Sp.2018	Aut.2018	Diff. Aut.2018 - Sp.2018	Aut.2018	Diff. Aut.2018 - Sp.2018	Aut.2018	Diff. Aut.2018 - Sp.2018	Aut.2018	Diff. Aut.2018 - Sp.2018	Aut.2018	Diff. Aut.2018 - Sp.2018
EU28		23	1	15	-1	34	1	16	1	35	3	42	3	12	0
EURO AREA		24	1	15	-1	34	1	16	1	36	3	45	2	11	0
NON-EURO AREA		22	2	15	0	34	2	17	2	32	1	35	3	14	0
BE		24	-2	18	-1	45	-1	17	-3	39	6	46	8	15	4
BG		24	-2	15	0	24	0	15	0	33	-2	40	-1	4	-2
CZ		15	-2	14	2	25	0	17	1	34	1	45	-2	7	0
DK		26	1	16	4	38	-7	11	2	52	6	48	0	15	-1
DE		30	0	10	-3	37	-1	15	0	41	3	53	1	6	0
EE		21	-2	14	-1	38	0	14	5	32	1	45	3	7	1
IE		28	1	25	-1	39	4	23	-3	35	3	35	1	22	-1
EL		13	2	21	0	30	2	24	4	26	-2	48	-4	13	3
ES		32	2	17	4	30	5	11	3	38	3	31	0	12	0
FR		20	2	14	0	41	1	15	2	30	3	51	3	10	-1
HR		20	0	22	3	26	1	23	4	35	-5	35	6	11	-3
IT		14	2	18	-6	24	1	22	5	32	0	38	5	14	1
CY		18	2	14	-5	39	-4	18	0	35	6	40	5	10	-6
LV		20	-5	15	0	45	4	29	0	28	-1	34	3	9	1
LT		12	0	22	5	38	2	26	-3	32	-2	39	-3	10	-1
LU		25	2	16	-4	45	3	14	-3	32	-6	49	0	11	1
HU		14	-1	17	-3	28	-1	23	-1	27	-1	31	1	13	1
MT		34	13	19	7	26	2	16	3	33	4	33	3	13	-5
NL		30	-7	10	2	43	2	11	0	48	7	50	-3	13	3
AT		31	5	14	-3	35	-3	24	4	35	2	39	0	19	4
PL		19	2	15	0	30	-4	15	-3	40	6	33	-2	16	0
PT		23	2	22	2	25	-3	9	-2	38	8	27	3	13	-1
RO		12	-6	18	-1	36	3	23	3	28	-3	29	4	20	2
SI		14	-6	17	1	32	1	19	0	30	5	51	5	13	0
SK		19	4	14	-2	27	1	16	2	31	2	51	6	9	3
FI		37	0	13	-2	44	3	14	0	37	2	54	7	19	4
SE		30	-4	8	-1	35	-2	18	4	51	5	60	7	7	3
UK		27	7	15	1	41	11	15	5	25	2	33	8	14	-1






























**QD7** In the following list, which values best represent the EU?

(%)

(MAX. 3 ANSWERS)






























		Solidarity, support for others		Tolerance		Religion		Self-fulfilment		Respect for other cultures		None (SPONTANEOUS)		Don't know
		Aut.2018	Diff. Aut.2018 - Sp.2018	Aut.2018	Diff. Aut.2018 - Sp.2018	Aut.2018	Diff. Aut.2018 - Sp.2018	Aut.2018	Diff. Aut.2018 - Sp.2018	Aut.2018	Diff. Aut.2018 - Sp.2018	Aut.2018	Diff. Aut.2018 - Sp.2018	
EU28		16	-2	11	-1	3	0	4	0	13	-1	5	0	6
EURO AREA		17	-1	10	0	3	0	4	1	14	0	5	-1	5
NON-EURO AREA		16	-1	13	-1	3	0	5	1	11	-2	5	0	7
BE		20	3	12	0	4	0	5	0	14	-3	1	1	2
BG		20	1	11	-2	3	-1	9	1	12	0	5	2	10
CZ		24	-6	12	-1	4	0	4	0	14	-1	5	2	5
DK		19	1	8	2	1	-1	3	1	11	0	3	0	4
DE		17	-4	8	-1	2	0	3	1	9	0	4	1	4
EE		19	2	12	-1	3	0	5	0	16	1	3	0	7
IE		19	-2	11	0	2	0	3	0	15	0	1	0	3
EL		13	0	10	-1	4	1	10	2	14	-5	10	3	3
ES		12	-1	9	1	2	1	2	0	13	0	6	0	8
FR		15	-1	12	3	3	0	3	0	21	-1	5	-2	6
HR		23	-1	14	3	7	4	4	0	23	7	5	1	2
IT		16	0	13	0	7	1	5	0	13	1	8	-2	5
CY		13	-1	9	3	3	-2	1	0	24	4	8	-2	6
LV		16	-5	7	0	4	0	4	-1	19	1	2	0	5
LT		22	-4	14	0	4	1	4	0	18	2	2	0	4
LU		17	-1	11	3	3	2	2	0	20	5	2	-1	3
HU		22	3	9	-4	5	0	12	2	8	-3	9	3	6
MT		18	4	19	7	1	-2	3	0	16	2	4	0	6
NL		29	0	9	0	2	1	3	0	13	-2	2	0	2
AT		21	1	12	-2	5	-1	7	-2	13	0	3	-1	1
PL		15	0	20	-3	4	2	5	1	10	-1	3	0	7
PT		25	6	10	-3	2	1	3	0	22	-4	3	0	11
RO		22	1	12	-1	7	0	6	-1	7	-1	2	1	7
SI		14	-3	12	0	5	0	3	1	14	1	6	-1	2
SK		21	1	12	1	5	-3	7	-3	8	0	4	-1	3
FI		13	1	11	-1	2	0	3	-1	15	0	3	0	3
SE		22	2	6	0	0	-2	3	1	7	0	3	-1	4
UK		10	-3	13	1	2	0	3	0	14	-2	6	-3	9

**QD8** In your opinion, in terms of shared values, are EU Member States...?  
(%)

		Very close to each other		Fairly close to each other		Fairly distant from each other		Very distant from each other		Don't know	Total 'Close'		Total 'Distant'	
		Aut.2018	Diff. Aut.2018 - Sp.2018	Aut.2018	Diff. Aut.2018 - Sp.2018	Aut.2018	Diff. Aut.2018 - Sp.2018	Aut.2018	Diff. Aut.2018 - Sp.2018	Aut.2018	Aut.2018	Diff. Aut.2018 - Sp.2018	Aut.2018	Diff. Aut.2018 - Sp.2018
EU28		4	0	49	0	34	0	7	0	6	53	0	41	0
EURO AREA		3	0	46	0	38	0	8	0	5	49	0	46	0
NON-EURO AREA		5	0	56	2	26	0	5	0	8	61	2	31	0
BE		3	0	41	3	48	0	7	-3	1	44	3	55	-3
BG		12	-3	48	-2	21	3	8	2	11	60	-5	29	5
CZ		10	-2	57	-1	24	2	6	2	3	67	-3	30	4
DK		3	-1	63	5	26	-3	5	-1	3	66	4	31	-4
DE		3	-1	49	3	39	-1	5	0	4	52	2	44	-1
EE		3	2	51	-2	35	2	4	-1	7	54	0	39	1
IE		13	3	64	-3	16	1	1	-1	6	77	0	17	0
EL		3	-1	40	-7	39	5	15	3	3	43	-8	54	8
ES		4	2	43	3	39	-4	9	0	5	47	5	48	-4
FR		1	0	35	-3	46	1	13	2	5	36	-3	59	3
HR		6	1	54	5	26	-8	12	4	2	60	6	38	-4
IT		4	1	49	-3	32	3	10	0	5	53	-2	42	3
CY		4	0	39	-7	40	5	15	5	2	43	-7	55	10
LV		2	0	29	-1	49	-1	15	1	5	31	-1	64	0
LT		3	1	55	-1	32	-1	4	0	6	58	0	36	-1
LU		3	-2	44	-3	44	4	7	1	2	47	-5	51	5
HU		4	-2	47	4	35	-1	10	-2	4	51	2	45	-3
MT		2	-3	56	1	25	-3	3	1	14	58	-2	28	-2
NL		1	0	54	0	37	0	5	-1	3	55	0	42	-1
AT		10	-1	50	5	31	1	5	-2	4	60	4	36	-1
PL		4	0	63	-2	20	1	2	1	11	67	-2	22	2
PT		2	-2	58	-5	25	2	5	2	10	60	-7	30	4
RO		4	-2	48	0	30	-3	8	3	10	52	-2	38	0
SI		4	-1	45	-5	39	6	7	-1	5	49	-6	46	5
SK		7	1	63	4	22	0	3	-3	5	70	5	25	-3
FI		1	-1	55	1	37	-2	4	2	3	56	0	41	0
SE		1	0	48	-2	43	2	6	0	2	49	-2	49	2
UK		5	2	56	3	25	0	5	0	9	61	5	30	0






























**QD9.1** To what extent do you agree or disagree with each of the following statements?

**Immigrants contribute a lot to (OUR COUNTRY) (%)**

		Totally agree		Tend to agree		Tend to disagree		Totally disagree		Don't know	Total 'Agree'		Total 'Disagree'	
		Aut.2018	Diff. Aut.2018 - Sp.2018	Aut.2018	Diff. Aut.2018 - Sp.2018	Aut.2018	Diff. Aut.2018 - Sp.2018	Aut.2018	Diff. Aut.2018 - Sp.2018		Aut.2018	Diff. Aut.2018 - Sp.2018	Aut.2018	Diff. Aut.2018 - Sp.2018
EU28		13	1	37	1	26	-2	17	0	7	50	2	43	-2
EURO AREA		10	1	38	0	28	-1	17	0	7	48	1	45	-1
NON-EURO AREA		19	3	34	1	22	-4	18	0	7	53	4	40	-4
BE		9	3	41	4	33	-3	14	-5	3	50	7	47	-8
BG		5	-2	11	3	27	-4	47	6	10	16	1	74	2
CZ		1	-1	9	-3	31	-7	54	10	5	10	-4	85	3
DK		11	2	46	1	27	-1	11	-1	5	57	3	38	-2
DE		14	4	40	-2	28	-2	9	-2	9	54	2	37	-4
EE		1	0	13	1	39	-2	40	2	7	14	1	79	0
IE		26	-2	53	1	14	1	3	0	4	79	-1	17	1
EL		3	0	23	3	40	-8	31	4	3	26	3	71	-4
ES		12	1	46	-4	24	3	10	2	8	58	-3	34	5
FR		10	1	37	4	26	-3	19	-1	8	47	5	45	-4
HR		3	1	12	-10	33	-5	47	15	5	15	-9	80	10
IT		6	-1	30	3	31	2	29	-1	4	36	2	60	1
CY		2	-1	23	-4	38	-1	33	6	4	25	-5	71	5
LV		1	-1	9	1	34	-4	48	1	8	10	0	82	-3
LT		5	-1	28	2	41	0	18	-1	8	33	1	59	-1
LU		26	-3	44	-6	14	3	8	4	8	70	-9	22	7
HU		6	3	13	1	24	0	53	-4	4	19	4	77	-4
MT		7	-3	40	4	33	2	14	0	6	47	1	47	2
NL		7	-2	43	-1	34	0	9	1	7	50	-3	43	1
AT		15	1	37	-2	30	5	12	-2	6	52	-1	42	3
PL		9	1	30	-2	35	-3	14	1	12	39	-1	49	-2
PT		15	-3	55	1	22	-1	2	0	6	70	-2	24	-1
RO		10	-2	32	8	31	-5	15	-6	12	42	6	46	-11
SI		5	0	26	2	36	-6	29	5	4	31	2	65	-1
SK		2	0	14	-5	39	1	37	1	8	16	-5	76	2
FI		10	1	51	2	26	0	9	-1	4	61	3	35	-1
SE		42	11	48	-3	7	-4	2	-3	1	90	8	9	-7
UK		34	8	45	-1	10	-5	5	-2	6	79	7	15	-7

## QD9.2 To what extent do you agree or disagree with each of the following statements?


































## People in (OUR COUNTRY) have a lot of things in common (%)

		Totally agree		Tend to agree		Tend to disagree		Totally disagree		Don't know	Total 'Agree'		Total 'Disagree'	
		Aut.2018	Diff. Aut.2018 - Sp.2018	Aut.2018	Diff. Aut.2018 - Sp.2018	Aut.2018	Diff. Aut.2018 - Sp.2018	Aut.2018	Diff. Aut.2018 - Sp.2018		Aut.2018	Diff. Aut.2018 - Sp.2018	Aut.2018	Diff. Aut.2018 - Sp.2018
EU28		19	0	57	-1	17	0	4	0	3	76	-1	21	0
EURO AREA		17	-2	59	2	18	0	4	0	2	76	0	22	0
NON-EURO AREA		23	2	56	-2	15	0	3	0	3	79	0	18	0
BE		10	0	61	-1	24	0	4	1	1	71	-1	28	1
BG		29	-1	51	0	13	3	4	-1	3	80	-1	17	2
CZ		22	-3	51	-8	20	7	3	1	4	73	-11	23	8
DK		34	0	54	0	9	0	2	1	1	88	0	11	1
DE		20	-1	62	1	14	0	2	0	2	82	0	16	0
EE		18	-1	63	2	14	-1	2	0	3	81	1	16	-1
IE		39	-4	56	3	4	1	0	0	1	95	-1	4	1
EL		37	-2	52	3	9	-1	2	0	0	89	1	11	-1
ES		17	-4	62	5	16	-1	3	0	2	79	1	19	-1
FR		10	1	52	0	27	-2	8	2	3	62	1	35	0
HR		29	5	54	0	14	-4	3	0	0	83	5	17	-4
IT		16	-2	55	0	21	2	6	1	2	71	-2	27	3
CY		40	0	50	-4	7	3	2	0	1	90	-4	9	3
LV		17	-1	57	0	18	1	4	-1	4	74	-1	22	0
LT		16	-2	62	0	16	3	2	0	4	78	-2	18	3
LU		9	0	53	-5	27	2	6	3	5	62	-5	33	5
HU		21	2	50	-1	22	0	5	-1	2	71	1	27	-1
MT		43	17	50	-3	5	-8	1	-1	1	93	14	6	-9
NL		14	0	64	-4	19	4	1	-1	2	78	-4	20	3
AT		26	-4	54	2	13	1	4	1	3	80	-2	17	2
PL		21	0	61	-1	13	0	2	0	3	82	-1	15	0
PT		16	-4	74	2	8	2	0	-1	2	90	-2	8	1
RO		26	3	49	-3	18	-2	5	1	2	75	0	23	-1
SI		18	1	49	-1	25	-1	7	1	1	67	0	32	0
SK		30	3	56	3	9	-2	1	-4	4	86	6	10	-6
FI		20	3	65	-4	12	2	1	0	2	85	-1	13	2
SE		45	8	47	-8	6	0	1	0	1	92	0	7	0
UK		18	3	58	-2	17	0	2	-1	5	76	1	19	-1
































**QD9.3** To what extent do you agree or disagree with each of the following statements?

**You understand well what is going on in today's world (%)**


































		Totally agree		Tend to agree		Tend to disagree		Totally disagree		Don't know	Total 'Agree'		Total 'Disagree'	
		Aut.2018	Diff. Aut.2018 - Sp.2018	Aut.2018	Diff. Aut.2018 - Sp.2018	Aut.2018	Diff. Aut.2018 - Sp.2018	Aut.2018	Diff. Aut.2018 - Sp.2018		Aut.2018	Diff. Aut.2018 - Sp.2018	Aut.2018	Diff. Aut.2018 - Sp.2018
EU28		19	1	51	-1	22	0	6	0	2	70	0	28	0
EURO AREA		18	0	52	1	22	-1	6	0	2	70	1	28	-1
NON-EURO AREA		19	1	51	-4	22	2	5	1	3	70	-3	27	3
BE		15	-2	59	2	22	1	3	-1	1	74	0	25	0
BG		22	1	48	6	21	-2	6	-3	3	70	7	27	-5
CZ		7	-1	32	-9	41	4	17	5	3	39	-10	58	9
DK		28	3	58	-3	10	0	2	0	2	86	0	12	0
DE		23	0	57	4	14	-3	4	-1	2	80	4	18	-4
EE		15	1	62	2	18	-1	3	-1	2	77	3	21	-2
IE		27	-4	60	3	9	-1	3	2	1	87	-1	12	1
EL		22	2	54	3	20	-5	4	0	0	76	5	24	-5
ES		12	-1	43	0	31	-3	11	3	3	55	-1	42	0
FR		20	2	49	0	23	-1	5	-2	3	69	2	28	-3
HR		14	2	53	0	25	0	7	-1	1	67	2	32	-1
IT		14	0	50	2	25	-1	9	0	2	64	2	34	-1
CY		40	-4	48	0	9	2	3	2	0	88	-4	12	4
CY (tcc)		39	0	37	3	13	1	5	-1	6	76	3	18	0
LV		17	0	50	-2	23	0	6	1	4	67	-2	29	1
LT		15	-3	55	-2	24	3	5	3	1	70	-5	29	6
LU		20	-5	58	6	15	0	4	0	3	78	1	19	0
HU		15	1	40	-5	35	5	9	-1	1	55	-4	44	4
MT		9	-3	56	2	25	5	7	0	3	65	-1	32	5
NL		25	-2	60	-1	12	2	1	1	2	85	-3	13	3
AT		20	1	46	0	24	1	8	-2	2	66	1	32	-1
PL		18	-2	57	-3	19	3	2	1	4	75	-5	21	4
PT		7	-4	47	-10	38	11	7	3	1	54	-14	45	14
RO		12	0	47	2	31	-1	8	1	2	59	2	39	0
SI		20	2	45	-2	28	3	5	-2	2	65	0	33	1
SK		10	0	42	-3	34	6	8	-5	6	52	-3	42	1
FI		22	2	63	-1	12	0	1	0	2	85	1	13	0
SE		30	3	55	-3	12	0	2	0	1	85	0	14	0
UK		24	5	52	-9	17	3	3	0	4	76	-4	20	3
AL		15	-5	63	6	20	0	2	0	0	78	1	22	0
MK		33	-1	43	-1	16	0	6	2	2	76	-2	22	2
ME		18	-8	46	3	25	9	9	-3	2	64	-5	34	6
RS		12	-2	44	0	32	3	10	1	2	56	-2	42	4
TR		21	0	41	0	30	3	4	-4	4	62	0	34	-1

**QD9.4** To what extent do you agree or disagree with each of the following statements?  
**(OUR COUNTRY) should help refugees (%)**

		Totally agree		Tend to agree		Tend to disagree		Totally disagree		Don't know	Total 'Agree'		Total 'Disagree'	
		Aut.2018	Diff. Aut.2018 - Sp.2018	Aut.2018	Diff. Aut.2018 - Sp.2018	Aut.2018	Diff. Aut.2018 - Sp.2018	Aut.2018	Diff. Aut.2018 - Sp.2018		Aut.2018	Diff. Aut.2018 - Sp.2018	Aut.2018	Diff. Aut.2018 - Sp.2018
EU28		21	0	48	2	16	0	10	-1	5	69	2	26	-1
EURO AREA		20	-2	50	2	16	1	9	-1	5	70	0	25	0
NON-EURO AREA		22	2	43	1	17	-2	11	-2	7	65	3	28	-4
BE		19	5	57	1	16	-3	7	-2	1	76	6	23	-5
BG		3	-1	24	-1	30	2	32	6	11	27	-2	62	8
CZ		3	-1	17	-5	31	-2	41	7	8	20	-6	72	5
DK		38	-6	49	5	7	0	3	-1	3	87	-1	10	-1
DE		31	-2	52	3	9	-1	4	0	4	83	1	13	-1
EE		5	0	39	-1	27	0	21	2	8	44	-1	48	2
IE		28	-3	56	3	8	0	5	2	3	84	0	13	2
EL		15	-3	60	0	16	0	7	4	2	75	-3	23	4
ES		21	-8	58	4	12	5	3	0	6	79	-4	15	5
FR		17	-1	48	3	16	-1	13	-1	6	65	2	29	-2
HR		9	-5	47	-8	24	4	16	8	4	56	-13	40	12
IT		9	-1	41	3	25	1	19	-2	6	50	2	44	-1
CY		22	-3	51	-1	17	4	7	1	3	73	-4	24	5
LV		5	0	29	-7	30	1	29	5	7	34	-7	59	6
LT		5	-2	42	-3	31	3	16	1	6	47	-5	47	4
LU		25	-1	57	2	7	-4	4	1	7	82	1	11	-3
HU		8	2	23	1	29	1	34	-6	6	31	3	63	-5
MT		19	-2	62	7	14	0	2	-2	3	81	5	16	-2
NL		33	-4	55	3	8	1	1	-1	3	88	-1	9	0
AT		21	5	48	-3	18	2	8	-3	5	69	2	26	-1
PL		11	-1	52	6	21	-3	9	0	7	63	5	30	-3
PT		13	-1	59	-1	18	2	2	-1	8	72	-2	20	1
RO		10	1	46	9	24	-6	12	-7	8	56	10	36	-13
SI		8	-3	33	-4	30	0	24	8	5	41	-7	54	8
SK		4	2	26	-5	35	2	27	2	8	30	-3	62	4
FI		17	3	60	2	15	-1	5	-2	3	77	5	20	-3
SE		60	2	34	1	4	-1	2	-1	0	94	3	6	-2
UK		35	7	46	-4	9	-1	3	-3	7	81	3	12	-4


































QD9.5 To what extent do you agree or disagree with each of the following statements?

Overall, regarding your quality of life, it was better before (%)


































		Totally agree		Tend to agree		Tend to disagree		Totally disagree		Don't know	Total 'Agree'		Total 'Disagree'	
		Aut.2018	Diff. Aut.2018 - Sp.2018	Aut.2018	Diff. Aut.2018 - Sp.2018	Aut.2018	Diff. Aut.2018 - Sp.2018	Aut.2018	Diff. Aut.2018 - Sp.2018		Aut.2018	Diff. Aut.2018 - Sp.2018	Aut.2018	Diff. Aut.2018 - Sp.2018
EU28		18	-1	31	-1	32	1	12	1	7	49	-2	44	2
EURO AREA		20	-1	31	-1	32	2	12	0	5	51	-2	44	2
NON-EURO AREA		16	0	31	-2	31	0	11	0	11	47	-2	42	0
BE		18	-5	43	5	32	1	5	-2	2	61	0	37	-1
BG		31	-1	29	1	20	-2	8	1	12	60	0	28	-1
CZ		16	2	30	1	30	-4	16	-1	8	46	3	46	-5
DK		6	0	16	3	30	-3	37	0	11	22	3	67	-3
DE		12	3	17	-5	43	2	24	0	4	29	-2	67	2
EE		9	-2	20	-1	40	1	22	2	9	29	-3	62	3
IE		15	-3	35	2	29	-3	11	0	10	50	-1	40	-3
EL		59	-3	28	-2	10	3	2	1	1	87	-5	12	4
ES		14	-7	44	-2	34	10	5	0	3	58	-9	39	10
FR		26	0	31	1	29	0	8	0	6	57	1	37	0
HR		37	-1	37	1	15	-1	6	1	5	74	0	21	0
IT		27	-4	41	3	18	-1	6	1	8	68	-1	24	0
CY		54	5	28	0	12	-6	3	0	3	82	5	15	-6
CY (tcc)		39	2	26	0	16	1	10	-2	9	65	2	26	-1
LV		19	-4	23	-1	33	-1	16	2	9	42	-5	49	1
LT		20	1	29	0	31	0	14	-2	6	49	1	45	-2
LU		9	-5	25	0	38	-2	21	10	7	34	-5	59	8
HU		23	-2	36	0	30	1	8	0	3	59	-2	38	1
MT		16	3	27	-5	35	1	13	1	9	43	-2	48	2
NL		7	0	14	-1	50	0	24	2	5	21	-1	74	2
AT		22	-1	33	-2	33	5	9	-1	3	55	-3	42	4
PL		13	0	34	-1	36	1	10	1	7	47	-1	46	2
PT		12	0	50	-3	29	2	6	0	3	62	-3	35	2
RO		16	-4	41	5	29	1	9	-1	5	57	1	38	0
SI		22	-2	33	0	30	1	11	2	4	55	-2	41	3
SK		18	4	38	-2	29	-3	6	-1	9	56	2	35	-4
FI		7	1	20	0	54	0	15	1	4	27	1	69	1
SE		8	-1	16	1	33	1	39	-1	4	24	0	72	0
UK		16	3	29	-6	30	-2	7	1	18	45	-3	37	-1
AL		19	-1	61	9	18	-7	2	-1	0	80	8	20	-8
MK		42	-1	32	3	16	-1	5	-1	5	74	2	21	-2
ME		23	-8	41	1	23	7	10	-1	3	64	-7	33	6
RS		26	0	37	-6	27	5	5	1	5	63	-6	32	6
TR		27	7	36	0	26	-6	7	-1	4	63	7	33	-7

**QD9.6** To what extent do you agree or disagree with each of the following statements?

**You have confidence in the future (%)**



































		Totally agree		Tend to agree		Tend to disagree		Totally disagree		Don't know	Total 'Agree'		Total 'Disagree'	
		Aut.2018	Diff. Aut.2018 - Sp.2018	Aut.2018	Diff. Aut.2018 - Sp.2018	Aut.2018	Diff. Aut.2018 - Sp.2018	Aut.2018	Diff. Aut.2018 - Sp.2018		Aut.2018	Diff. Aut.2018 - Sp.2018	Aut.2018	Diff. Aut.2018 - Sp.2018
EU28		18	-2	49	0	23	2	7	0	3	67	-2	30	2
EURO AREA		18	-2	49	1	23	1	8	1	2	67	-1	31	2
NON-EURO AREA		19	0	49	-2	23	2	5	-1	4	68	-2	28	1
BE		11	-3	55	3	27	1	6	-2	1	66	0	33	-1
BG		25	-3	41	3	20	2	8	-1	6	66	0	28	1
CZ		10	-2	45	-3	31	2	12	4	2	55	-5	43	6
DK		44	0	43	-4	9	3	2	1	2	87	-4	11	4
DE		26	-5	53	6	17	0	3	-1	1	79	1	20	-1
EE		13	2	51	0	23	-1	9	-1	4	64	2	32	-2
IE		31	-3	58	2	7	0	1	0	3	89	-1	8	0
EL		4	2	22	6	39	0	34	-8	1	26	8	73	-8
ES		22	-1	56	-1	16	1	4	1	2	78	-2	20	2
FR		10	-4	40	-4	32	4	16	6	2	50	-8	48	10
HR		16	4	50	-1	23	-2	9	1	2	66	3	32	-1
IT		12	0	48	3	27	-2	9	-1	4	60	3	36	-3
CY		6	-3	32	1	33	-4	28	6	1	38	-2	61	2
CY (tcc)		24	1	22	1	18	-3	17	-2	19	46	2	35	-5
LV		40	4	40	-1	11	-2	6	-2	3	80	3	17	-4
LT		9	3	31	-3	41	4	16	-4	3	40	0	57	0
LU		18	-2	56	0	17	2	5	0	4	74	-2	22	2
HU		25	-2	52	3	17	1	4	-2	2	77	1	21	-1
MT		23	3	60	5	10	-4	0	-2	7	83	8	10	-6
NL		30	-1	57	-2	10	2	2	1	1	87	-3	12	3
AT		22	1	49	1	21	0	5	-1	3	71	2	26	-1
PL		14	-1	60	2	20	0	3	0	3	74	1	23	0
PT		15	-3	64	1	17	3	2	0	2	79	-2	19	3
RO		13	-6	52	5	26	3	5	-2	4	65	-1	31	1
SI		26	-6	45	1	20	4	6	0	3	71	-5	26	4
SK		18	1	50	3	20	-1	5	-4	7	68	4	25	-5
FI		31	2	58	-2	8	1	1	0	2	89	0	9	1
SE		38	-2	48	3	11	0	3	0	0	86	1	14	0
UK		18	2	43	-9	26	3	6	0	7	61	-7	32	3
AL		21	-7	57	5	19	0	2	1	1	78	-2	21	1
MK		37	3	39	2	16	-2	6	-2	2	76	5	22	-4
ME		40	-9	35	0	16	7	7	1	2	75	-9	23	8
RS		29	0	49	3	15	-1	3	0	4	78	3	18	-1
TR		20	2	35	-5	31	3	11	-1	3	55	-3	42	2

**QD10** Have you ever seen this symbol?  
(%)

		Yes		No		Don't know
		Aut.2018	Diff. Aut.2018 - Aut.2017	Aut.2018	Diff. Aut.2018 - Aut.2017	Aut.2018
EU28		98	1	2	-1	0
EURO AREA		98	1	2	-1	0
NON-EURO AREA		98	1	2	-1	0
BE		99	0	1	0	0
BG		97	0	3	1	0
CZ		99	0	1	0	0
DK		99	-1	1	1	0
DE		99	1	1	-1	0
EE		100	1	0	-1	0
IE		99	5	1	-5	0
EL		97	1	3	-1	0
ES		99	0	1	0	0
FR		99	1	1	-1	0
HR		99	0	1	0	0
IT		96	3	4	-3	0
CY		98	-1	2	1	0
CY (tcc)		73	1	10	-5	17
LV		100	0	0	0	0
LT		98	0	2	0	0
LU		100	0	0	0	0
HU		97	-1	3	1	0
MT		99	0	1	0	0
NL		100	0	0	0	0
AT		98	2	2	-2	0
PL		97	-2	3	2	0
PT		98	1	2	-1	0
RO		97	7	3	-7	0
SI		99	-1	1	1	0
SK		99	2	1	-1	0
FI		99	1	1	-1	0
SE		100	0	0	0	0
UK		97	0	2	-1	1
AL		99	1	1	-1	0
MK		96	2	4	-2	0
ME		98	3	2	-2	0
RS		97	4	3	-3	0
TR		77	-7	21	8	2



































**QD11.1** This symbol is the European flag. I have a list of statements concerning it. I would like to have your opinion on each of these. For each of them, could you please tell me if you tend to agree or tend to disagree?

**This flag is a good symbol for Europe (%)**

		Tend to agree		Tend to disagree		Don't know
		Aut.2018	Diff. Aut.2018 - Aut.2017	Aut.2018	Diff. Aut.2018 - Aut.2017	Aut.2018
EU28		84	0	10	1	6
EURO AREA		85	1	9	0	6
NON-EURO AREA		83	0	10	0	7
BE		89	-1	8	-1	3
BG		82	-2	8	2	10
CZ		85	1	8	-1	7
DK		85	-4	8	3	7
DE		91	0	5	0	4
EE		86	4	5	0	9
IE		94	4	3	-1	3
EL		78	0	16	-3	6
ES		87	-1	5	0	8
FR		81	-2	12	2	7
HR		85	2	11	0	4
IT		77	5	16	-1	7
CY		81	-3	13	4	6
CY (tcc)		72	1	16	-2	12
LV		93	3	2	-2	5
LT		91	-1	4	1	5
LU		92	0	3	-2	5
HU		87	-2	10	3	3
MT		83	-4	7	1	10
NL		90	-1	7	0	3
AT		76	-1	15	0	9
PL		91	3	5	-2	4
PT		89	2	3	-1	8
RO		81	5	16	-2	3
SI		89	2	7	-2	4
SK		85	3	8	0	7
FI		92	-1	4	1	4
SE		90	-2	7	3	3
UK		77	-2	12	0	11
AL		85	-6	11	3	4
MK		82	1	10	0	8
ME		78	7	16	-2	6
RS		69	2	20	1	11
TR		57	-2	34	4	9



































**QD11.2** This symbol is the European flag. I have a list of statements concerning it. I would like to have your opinion on each of these. For each of them, could you please tell me if you tend to agree or tend to disagree?

**This flag stands for something good (%)**

		Tend to agree		Tend to disagree		Don't know
		Aut.2018	Diff. Aut.2018 - Aut.2017	Aut.2018	Diff. Aut.2018 - Aut.2017	
EU28		75	0	14	0	11
EURO AREA		77	0	12	-1	11
NON-EURO AREA		72	-1	17	1	11
BE		76	-2	19	1	5
BG		73	-2	11	2	16
CZ		60	-2	22	0	18
DK		78	-1	12	2	10
DE		85	-2	7	1	8
EE		70	5	10	-2	20
IE		87	2	7	0	6
EL		70	1	20	-5	10
ES		82	-1	6	-1	12
FR		72	-3	15	1	13
HR		72	7	20	-4	8
IT		68	3	19	-1	13
CY		76	-3	16	3	8
CY (tcc)		59	-4	21	-1	20
LV		75	-1	8	-1	17
LT		70	-1	15	-2	15
LU		84	-2	6	0	10
HU		71	-6	21	6	8
MT		84	-1	7	1	9
NL		83	2	10	-1	7
AT		64	-2	23	0	13
PL		83	4	8	-2	9
PT		81	10	6	-5	13
RO		71	-4	23	5	6
SI		77	3	15	-2	8
SK		73	1	12	0	15
FI		73	3	16	0	11
SE		85	2	10	-1	5
UK		65	-3	20	1	15
AL		75	-6	20	2	5
MK		76	2	14	0	10
ME		57	1	34	9	9
RS		51	6	30	-1	19
TR		42	-5	46	5	12

**QD11.3** This symbol is the European flag. I have a list of statements concerning it. I would like to have your opinion on each of these. For each of them, could you please tell me if you tend to agree or tend to disagree?






























**You identify with this flag (%)**

		Tend to agree		Tend to disagree		Don't know
		Aut.2018	Diff. Aut.2018 - Aut.2017	Aut.2018	Diff. Aut.2018 - Aut.2017	
EU28		56	0	36	1	8
EURO AREA		57	0	36	2	7
NON-EURO AREA		56	2	35	-2	9
BE		55	1	42	-2	3
BG		47	-7	38	6	15
CZ		43	-3	45	3	12
DK		43	7	49	-5	8
DE		67	-2	23	2	10
EE		42	1	41	-1	17
IE		82	5	13	-4	5
EL		37	1	58	-3	5
ES		68	-4	25	4	7
FR		45	1	49	-1	6
HR		47	4	43	-4	10
IT		56	2	37	4	7
CY		56	6	38	-4	6
CY (tcc)		54	1	26	0	20
LV		39	-5	49	3	12
LT		40	1	51	0	9
LU		67	-3	24	0	9
HU		57	-1	35	2	8
MT		72	-5	23	6	5
NL		34	1	58	-3	8
AT		43	-4	46	1	11
PL		66	3	25	-1	9
PT		68	3	25	-4	7
RO		58	8	34	-4	8
SI		65	7	30	-9	5
SK		72	3	16	-1	12
FI		44	2	49	0	7
SE		46	6	51	-5	3
UK		55	0	35	-5	10
AL		29	7	67	-8	4
MK		45	7	46	-6	9
ME		25	-7	62	13	13
RS		27	4	62	4	11
TR		21	0	67	-3	12
































**QD11.4** This symbol is the European flag. I have a list of statements concerning it. I would like to have your opinion on each of these. For each of them, could you please tell me if you tend to agree or tend to disagree?






























**This flag should be seen on all public buildings in (OUR COUNTRY) next to the national flag (%)**

		Tend to agree		Tend to disagree		Don't know
		Aut.2018	Diff. Aut.2018 - Aut.2017	Aut.2018	Diff. Aut.2018 - Aut.2017	Aut.2018
EU28		<b>55</b>	<i>0</i>	<b>35</b>	<i>-1</i>	<b>10</b>
EURO AREA		<b>59</b>	<i>0</i>	<b>31</b>	<i>0</i>	<b>10</b>
NON-EURO AREA		<b>46</b>	<i>0</i>	<b>43</b>	<i>-2</i>	<b>11</b>
BE		<b>61</b>	<i>2</i>	<b>35</b>	<i>-2</i>	<b>4</b>
BG		<b>62</b>	<i>-7</i>	<b>21</b>	<i>5</i>	<b>17</b>
CZ		<b>42</b>	<i>0</i>	<b>44</b>	<i>-4</i>	<b>14</b>
DK		<b>14</b>	<i>2</i>	<b>78</b>	<i>-2</i>	<b>8</b>
DE		<b>58</b>	<i>-3</i>	<b>32</b>	<i>2</i>	<b>10</b>
EE		<b>40</b>	<i>5</i>	<b>46</b>	<i>-2</i>	<b>14</b>
IE		<b>67</b>	<i>2</i>	<b>24</b>	<i>-1</i>	<b>9</b>
EL		<b>56</b>	<i>3</i>	<b>36</b>	<i>-5</i>	<b>8</b>
ES		<b>73</b>	<i>-1</i>	<b>14</b>	<i>-2</i>	<b>13</b>
FR		<b>57</b>	<i>1</i>	<b>35</b>	<i>-2</i>	<b>8</b>
HR		<b>58</b>	<i>9</i>	<b>33</b>	<i>-9</i>	<b>9</b>
IT		<b>60</b>	<i>3</i>	<b>29</b>	<i>0</i>	<b>11</b>
CY		<b>75</b>	<i>2</i>	<b>20</b>	<i>-1</i>	<b>5</b>
LV		<b>46</b>	<i>0</i>	<b>43</b>	<i>-2</i>	<b>11</b>
LT		<b>54</b>	<i>-1</i>	<b>36</b>	<i>1</i>	<b>10</b>
LU		<b>56</b>	<i>-3</i>	<b>31</b>	<i>-2</i>	<b>13</b>
HU		<b>61</b>	<i>-1</i>	<b>32</b>	<i>3</i>	<b>7</b>
MT		<b>76</b>	<i>0</i>	<b>19</b>	<i>-2</i>	<b>5</b>
NL		<b>38</b>	<i>2</i>	<b>57</b>	<i>-1</i>	<b>5</b>
AT		<b>49</b>	<i>-3</i>	<b>38</b>	<i>-1</i>	<b>13</b>
PL		<b>63</b>	<i>3</i>	<b>28</b>	<i>-1</i>	<b>9</b>
PT		<b>68</b>	<i>0</i>	<b>18</b>	<i>-4</i>	<b>14</b>
RO		<b>65</b>	<i>5</i>	<b>28</b>	<i>0</i>	<b>7</b>
SI		<b>71</b>	<i>2</i>	<b>24</b>	<i>-1</i>	<b>5</b>
SK		<b>70</b>	<i>4</i>	<b>19</b>	<i>0</i>	<b>11</b>
FI		<b>27</b>	<i>-2</i>	<b>66</b>	<i>2</i>	<b>7</b>
SE		<b>32</b>	<i>-2</i>	<b>60</b>	<i>-1</i>	<b>8</b>
UK		<b>29</b>	<i>-2</i>	<b>57</b>	<i>-4</i>	<b>14</b>

**QD12a** In your opinion, what is the current speed of building Europe? Please look at these figures. N°1 is standing still, N°7 is running as fast as possible. Choose the one which best corresponds with your opinion of the current speed of building Europe.  
(%)






























		1 Standstill		2		3		4	
		Aut.2018	Diff. Aut.2018 - Sp.2018	Aut.2018	Diff. Aut.2018 - Sp.2018	Aut.2018	Diff. Aut.2018 - Sp.2018	Aut.2018	Diff. Aut.2018 - Sp.2018
EU28		6	1	14	0	27	0	29	1
EURO AREA		6	1	16	1	29	-1	28	0
NON-EURO AREA		7	1	10	0	22	0	29	0
BE		8	0	11	-4	31	-1	28	4
BG		3	-2	14	3	21	0	29	1
CZ		9	2	13	-3	24	-4	28	2
DK		3	-1	12	1	29	0	33	1
DE		4	1	15	2	28	-3	31	1
EE		5	0	11	0	25	-2	35	7
IE		2	0	4	-2	18	-2	37	-4
EL		9	3	19	-4	28	-5	24	2
ES		3	-3	19	-3	28	-5	28	6
FR		7	1	16	2	32	3	28	-1
HR		5	2	11	0	23	2	27	-4
IT		11	3	22	3	27	1	23	-1
CY		7	-1	13	2	27	0	30	-2
LV		6	-2	12	-2	28	1	30	-1
LT		5	1	12	2	26	1	31	-4
LU		4	0	9	1	25	-2	33	2
HU		5	0	9	-2	23	-4	31	2
MT		1	-1	8	4	15	4	28	-5
NL		3	2	12	0	34	-1	32	2
AT		11	3	17	2	25	2	23	-4
PL		2	-1	6	0	17	-1	33	-2
PT		2	-2	7	-4	25	3	37	4
RO		9	4	11	1	23	2	27	-2
SI		8	3	12	0	27	1	29	-2
SK		5	-1	12	3	27	1	33	-3
FI		2	-1	11	4	29	-4	38	4
SE		4	0	11	-4	30	-2	34	5
UK		10	2	12	2	24	3	26	0

**QD12a** In your opinion, what is the current speed of building Europe? Please look at these figures. N°1 is standing still, N°7 is running as fast as possible. Choose the one which best corresponds with your opinion of the current speed of building Europe.  
(%)






























		5		6		7 Runs as fast as possible		Don't know
		Aut.2018	Diff. Aut.2018 - Sp.2018	Aut.2018	Diff. Aut.2018 - Sp.2018	Aut.2018	Diff. Aut.2018 - Sp.2018	Aut.2018
EU28		13	0	3	0	1	-1	7
EURO AREA		12	1	2	0	1	-1	6
NON-EURO AREA		16	-1	4	1	2	0	10
BE		19	3	1	-2	1	0	1
BG		13	-2	3	-1	2	0	15
CZ		12	0	4	1	2	0	8
DK		13	-2	2	0	1	0	7
DE		12	0	3	0	1	0	6
EE		10	-1	1	0	1	-1	12
IE		27	8	6	2	1	0	5
EL		10	1	2	0	2	2	6
ES		13	5	1	0	2	2	6
FR		9	-2	1	-1	1	-2	6
HR		21	-1	7	1	2	1	4
IT		8	-2	2	0	1	0	6
CY		15	3	2	0	1	0	5
LV		14	3	2	1	2	-1	6
LT		16	0	3	0	1	0	6
LU		21	3	3	-2	4	0	1
HU		20	3	5	1	2	1	5
MT		16	1	3	-2	4	-1	25
NL		14	-2	2	-1	1	0	2
AT		14	-1	4	-2	3	-1	3
PL		23	0	7	3	3	1	9
PT		13	-3	1	-1	0	0	15
RO		13	-6	2	-2	3	0	12
SI		15	0	3	-1	2	0	4
SK		13	1	2	0	1	-1	7
FI		15	0	1	-1	0	-2	4
SE		14	0	2	1	1	0	4
UK		13	-1	2	0	1	-1	12

**QD12a** In your opinion, what is the current speed of building Europe? Please look at these figures. N°1 is standing still, N°7 is running as fast as possible. Choose the one which best corresponds with your opinion of the current speed of building Europe.






























(%)

		Total 'Rather standstill' (1,2)		Total 'Moderate speed' (3,4,5)		Total 'Rather running' (6,7)		Average	
		Aut.2018	Diff. Aut.2018 - Sp.2018	Aut.2018	Diff. Aut.2018 - Sp.2018	Aut.2018	Diff. Aut.2018 - Sp.2018	Aut.2018	Diff. Aut.2018 - Sp.2018
EU28		20	1	69	1	4	-1	3.4	-0.1
EURO AREA		22	2	69	0	3	-1	3.4	0.0
NON-EURO AREA		17	1	67	-1	6	1	3.6	-0.1
BE		19	-4	78	6	2	-2	3.5	0.1
BG		17	1	63	-1	5	-1	3.6	-0.1
CZ		22	-1	64	-2	6	1	3.4	0.0
DK		15	0	75	-1	3	0	3.6	0.1
DE		19	3	71	-2	4	0	3.5	0.0
EE		16	0	70	4	2	-1	3.5	0.1
IE		6	-2	82	2	7	2	4.1	0.2
EL		28	-1	62	-2	4	2	3.2	0.1
ES		22	-6	69	6	3	2	3.4	0.3
FR		23	3	69	0	2	-3	3.3	-0.2
HR		16	2	71	-3	9	2	3.8	0.0
IT		33	6	58	-2	3	0	3.0	-0.2
CY		20	1	72	1	3	0	3.5	0.1
LV		18	-4	72	3	4	0	3.5	0.1
LT		17	3	73	-3	4	0	3.6	0.0
LU		13	1	79	3	7	-2	3.8	-0.1
HU		14	-2	74	1	7	2	3.8	0.2
MT		9	3	59	0	7	-3	4.0	-0.2
NL		15	2	80	-1	3	-1	3.5	-0.1
AT		28	5	62	-3	7	-3	3.4	-0.2
PL		8	-1	73	-3	10	4	4.1	0.1
PT		9	-6	75	4	1	-1	3.6	0.0
RO		20	5	63	-6	5	-2	3.5	-0.3
SI		20	3	71	-1	5	-1	3.5	-0.1
SK		17	2	73	-1	3	-1	3.5	-0.1
FI		13	3	82	0	1	-3	3.6	-0.1
SE		15	-4	78	3	3	1	3.5	0.1
UK		22	4	63	2	3	-1	3.4	-0.1






























**QD12b** And which corresponds best to the speed you would like?  
(%)

		1 Standstill		2		3		4	
		Aut.2018	Diff. Aut.2018 - Sp.2018	Aut.2018	Diff. Aut.2018 - Sp.2018	Aut.2018	Diff. Aut.2018 - Sp.2018	Aut.2018	Diff. Aut.2018 - Sp.2018
EU28		2	0	3	0	6	-1	17	-1
EURO AREA		2	0	2	-1	6	-1	17	-1
NON-EURO AREA		3	0	3	0	7	0	17	0
BE		5	2	5	1	10	2	21	-1
BG		1	-1	1	0	5	1	13	-4
CZ		3	0	3	-1	10	2	20	-3
DK		3	1	4	-1	12	0	27	-1
DE		1	-1	3	-1	7	-2	20	-3
EE		1	0	2	1	8	-2	26	-1
IE		0	-1	1	-1	7	3	17	-5
EL		1	0	1	0	4	1	7	-4
ES		0	0	0	-1	4	1	12	-6
FR		3	-1	3	-1	6	0	17	-1
HR		2	1	2	0	7	-1	12	-2
IT		1	-2	3	1	6	1	13	1
CY		0	0	1	1	2	-1	5	-4
LV		2	0	3	0	7	0	15	-4
LT		1	1	2	1	8	3	16	-1
LU		3	2	3	-2	13	0	24	4
HU		0	-1	1	-1	5	0	18	2
MT		0	-1	1	0	5	0	17	-2
NL		3	0	3	-1	9	-4	23	2
AT		5	1	8	0	14	-6	28	1
PL		1	1	1	0	4	-1	16	-1
PT		0	0	0	0	1	0	4	-3
RO		1	0	3	1	7	0	12	-3
SI		1	0	3	0	7	0	16	-3
SK		1	0	1	0	5	-2	19	-3
FI		1	-1	4	-1	10	-1	32	3
SE		2	0	3	-2	9	-2	22	0
UK		5	-1	6	3	7	-1	18	2






























**QD12b** And which corresponds best to the speed you would like?  
(%)

		5		6		7 Runs as fast as possible		Don't know
		Aut.2018	Diff. Aut.2018 - Sp.2018	Aut.2018	Diff. Aut.2018 - Sp.2018	Aut.2018	Diff. Aut.2018 - Sp.2018	Aut.2018
EU28		29	1	21	1	15	1	7
EURO AREA		30	1	22	1	15	1	6
NON-EURO AREA		27	0	18	0	16	2	9
BE		35	-4	15	0	8	1	1
BG		25	0	22	3	17	-3	16
CZ		27	-4	17	2	12	2	8
DK		31	1	13	0	5	1	5
DE		34	3	19	0	9	2	7
EE		34	1	12	4	5	1	12
IE		26	-4	28	3	15	4	6
EL		25	-2	31	3	26	0	5
ES		29	2	28	4	23	0	4
FR		32	2	18	-1	14	3	7
HR		27	-6	25	1	22	10	3
IT		24	1	27	3	19	-3	7
CY		23	-2	32	2	33	5	4
LV		26	-5	22	4	18	4	7
LT		30	-1	23	-1	16	0	4
LU		29	-3	17	-2	9	2	2
HU		32	-1	23	1	16	1	5
MT		23	2	18	2	17	2	19
NL		41	4	14	0	6	0	1
AT		24	4	12	0	6	0	3
PL		29	0	22	-1	19	1	8
PT		20	-4	34	5	32	0	9
RO		23	1	20	2	28	-1	6
SI		27	1	21	1	21	2	4
SK		26	-1	23	1	18	4	7
FI		32	-1	14	3	3	-1	4
SE		38	4	15	2	7	-2	4
UK		25	1	13	-2	14	4	12

**QD12b** And which corresponds best to the speed you would like?  
(%)



































		Total 'Rather standstill' (1,2)		Total 'Moderate speed' (3,4,5)		Total 'Rather running' (6,7)		Average	
		Aut.2018	Diff. Aut.2018 - Sp.2018	Aut.2018	Diff. Aut.2018 - Sp.2018	Aut.2018	Diff. Aut.2018 - Sp.2018	Aut.2018	Diff. Aut.2018 - Sp.2018
EU28		5	0	52	-1	36	2	5.1	0.1
EURO AREA		4	-1	53	-1	37	2	5.1	0.1
NON-EURO AREA		6	0	51	0	34	2	5.0	0.0
BE		10	3	66	-3	23	1	4.6	-1.0
BG		2	-1	43	-3	39	0	5.3	0.0
CZ		6	-1	57	-5	29	4	4.8	0.1
DK		7	0	70	0	18	1	4.5	0.1
DE		4	-2	61	-2	28	2	4.9	0.2
EE		3	1	68	-2	17	5	4.7	0.2
IE		1	-2	50	-6	43	7	5.2	0.1
EL		2	0	36	-5	57	3	5.7	0.1
ES		0	-1	45	-3	51	4	5.5	0.0
FR		6	-2	55	1	32	2	5.0	0.2
HR		4	1	46	-9	47	11	5.3	0.2
IT		4	-1	43	3	46	0	5.3	0.0
CY		1	1	30	-7	65	7	5.9	0.1
LV		5	0	48	-9	40	8	5.2	0.2
LT		3	2	54	1	39	-1	5.2	0.0
LU		6	0	66	1	26	0	4.6	-1.0
HU		1	-2	55	1	39	2	5.2	0.0
MT		1	-1	45	0	35	4	5.3	0.2
NL		6	-1	73	2	20	0	4.7	0.2
AT		13	1	66	-1	18	0	4.2	0.1
PL		2	1	49	-2	41	0	5.3	0.0
PT		0	0	25	-7	66	5	6.0	0.1
RO		4	1	42	-2	48	1	5.4	0.0
SI		4	0	50	-2	42	3	5.2	0.1
SK		2	0	50	-6	41	5	5.2	0.1
FI		5	-2	74	1	17	2	4.5	0.1
SE		5	-2	69	2	22	0	4.7	0.1
UK		11	2	50	2	27	2	4.7	0.1

C4 Media use index  
(%)



































		Very high		High		Poor		None	
		Aut.2018	Diff. Aut.2018 - Aut.2017	Aut.2018	Diff. Aut.2018 - Aut.2017	Aut.2018	Diff. Aut.2018 - Aut.2017	Aut.2018	Diff. Aut.2018 - Aut.2017
EU28		51	-1	32	1	13	0	4	0
EURO AREA		50	-2	33	1	13	1	4	0
NON-EURO AREA		52	0	29	0	14	0	5	0
BE		62	-1	31	3	7	-2	0	0
BG		41	-4	31	4	22	3	6	-3
CZ		44	2	41	-2	12	-2	3	2
DK		74	-2	20	0	5	1	1	1
DE		53	-6	36	2	9	3	2	1
EE		56	-1	32	0	11	1	1	0
IE		68	3	27	-3	4	-1	1	1
EL		44	1	26	2	25	-2	5	-1
ES		42	-7	32	5	17	-2	9	4
FR		44	2	39	-1	14	-1	3	0
HR		45	-1	32	1	19	-2	4	2
IT		48	3	31	0	15	0	6	-3
CY		54	3	24	0	18	-3	4	0
LV		54	4	33	0	11	-4	2	0
LT		44	1	36	0	17	-1	3	0
LU		65	-1	26	-4	8	5	1	0
HU		47	7	31	-5	16	-3	6	1
MT		45	-7	31	4	19	2	5	1
NL		75	0	22	0	2	-1	1	1
AT		66	0	28	-1	4	-1	2	2
PL		42	-2	34	1	20	1	4	0
PT		49	-3	27	3	15	-2	9	2
RO		36	4	26	0	22	4	16	-8
SI		49	0	36	-1	13	1	2	0
SK		49	4	30	0	16	-1	5	-3
FI		71	-3	24	3	4	0	1	0
SE		78	-1	20	1	2	0	0	0
UK		61	1	27	0	9	-2	3	1



**C5 Media trust index (%)**



































		High trust in the media		Medium trust in the media		Low or no trust in the media	
		Aut.2018	Diff. Aut.2018 - Aut.2017	Aut.2018	Diff. Aut.2018 - Aut.2017	Aut.2018	Diff. Aut.2018 - Aut.2017
EU28		19	-2	42	1	39	1
EURO AREA		19	-2	43	1	38	1
NON-EURO AREA		19	0	40	0	41	0
BE		27	-3	48	5	25	-2
BG		24	-2	34	-5	42	7
CZ		25	-4	42	1	33	3
DK		25	-3	54	-1	21	4
DE		21	0	50	1	29	-1
EE		29	0	42	0	29	0
IE		18	-4	50	2	32	2
EL		11	-3	36	-2	53	5
ES		14	-5	32	-1	54	6
FR		8	-3	48	3	44	0
HR		26	1	30	-7	44	6
IT		24	-4	36	4	40	0
CY		20	-1	38	2	42	-1
CY (tcc)		20	-7	35	-11	45	18
LV		18	-2	46	1	36	1
LT		28	0	35	-2	37	2
LU		22	-1	46	2	32	-1
HU		28	2	33	-4	39	2
MT		21	7	38	5	41	-12
NL		22	1	61	3	17	-4
AT		29	-2	46	3	25	-1
PL		27	0	36	3	37	-3
PT		37	-2	30	-3	33	5
RO		25	1	32	-7	43	6
SI		21	-2	34	0	45	2
SK		31	-3	35	7	34	-4
FI		26	1	55	0	19	-1
SE		15	2	65	-2	20	0
UK		9	0	41	2	50	-2
AL		34	-8	42	4	24	4
MK		17	3	29	-5	54	2
ME		25	-3	37	8	38	-5
RS		14	3	35	-2	51	-1
TR		20	-9	34	5	46	4

**QE1** Overall, to what extent do you think that in (OUR COUNTRY) people are well informed or not about European matters?  
(%)

		Very well informed		Fairly well informed		Not very well informed		Not at all informed		Don't know	Total 'Well informed'		Total 'Not well informed'	
		Aut.2018	Diff. Aut.2018 - Aut.2017	Aut.2018	Diff. Aut.2018 - Aut.2017	Aut.2018	Diff. Aut.2018 - Aut.2017	Aut.2018	Diff. Aut.2018 - Aut.2017		Aut.2018	Diff. Aut.2018 - Aut.2017	Aut.2018	Diff. Aut.2018 - Aut.2017
EU28		2	0	28	-1	55	1	11	0	4	30	-1	66	1
EURO AREA		1	-1	25	-1	58	2	13	0	3	26	-2	71	2
NON-EURO AREA		3	0	34	0	50	0	8	-1	5	37	0	58	-1
BE		1	-1	28	2	62	0	8	-2	1	29	1	70	-2
BG		5	1	25	-2	47	-1	14	1	9	30	-1	61	0
CZ		2	-1	32	-7	51	3	12	5	3	34	-8	63	8
DK		7	1	49	3	41	-4	1	-1	2	56	4	42	-5
DE		2	-1	29	-2	57	3	6	0	6	31	-3	63	3
EE		2	0	47	4	44	-2	1	-1	6	49	4	45	-3
IE		11	3	54	5	29	-6	4	-2	2	65	8	33	-8
EL		1	-2	23	1	56	4	17	-3	3	24	-1	73	1
ES		0	-1	19	-1	63	0	16	1	2	19	-2	79	1
FR		1	0	16	0	65	1	16	-1	2	17	0	81	0
HR		1	-1	32	1	50	2	15	-2	2	33	0	65	0
IT		1	0	26	-5	49	3	22	3	2	27	-5	71	6
CY		1	-2	20	-2	58	-7	17	9	4	21	-4	75	2
CY (tcc)*		7	1	25	1	50	-2	13	0	5	32	2	63	-2
LV		3	1	38	4	52	-4	3	-1	4	41	5	55	-5
LT		1	-2	46	-3	45	2	4	1	4	47	-5	49	3
LU		7	-3	58	6	25	-6	5	3	5	65	3	30	-3
HU		2	0	36	6	48	-3	12	-2	2	38	6	60	-5
MT		4	0	43	2	39	-6	6	1	8	47	2	45	-5
NL		1	0	25	4	68	-2	5	-3	1	26	4	73	-5
AT		8	3	44	5	42	-3	3	-4	3	52	8	45	-7
PL		2	-1	44	4	42	-5	3	-1	9	46	3	45	-6
PT		0	-1	14	-3	70	3	12	3	4	14	-4	82	6
RO		2	-1	33	5	44	-6	15	-1	6	35	4	59	-7
SI		5	2	38	-3	44	-3	8	3	5	43	-1	52	0
SK		3	1	41	1	44	3	7	-3	5	44	2	51	0
FI		1	0	45	-4	51	3	2	1	1	46	-4	53	4
SE		1	0	20	-8	73	6	4	1	2	21	-8	77	7
UK		3	0	30	-1	55	3	8	-2	4	33	-1	63	1
AL		4	-3	29	9	57	-3	10	-3	0	33	6	67	-6
MK		8	-2	34	0	45	1	10	0	3	42	-2	55	1
ME		8	-1	30	3	42	-3	17	3	3	38	2	59	0
RS		3	-1	29	3	46	-4	15	-1	7	32	2	61	-5
TR		12	7	41	-8	29	-2	15	3	3	53	-1	44	1






























\*CY(tcc): Our community

**QE2** And overall, to what extent do you think that you are well informed or not about European matters?  
(%)






























		Very well informed		Fairly well informed		Not very well informed		Not at all informed		Don't know	Total 'Well informed'		Total 'Not well informed'	
		Aut.2018	Diff. Aut.2018 - Aut.2017	Aut.2018	Diff. Aut.2018 - Aut.2017	Aut.2018	Diff. Aut.2018 - Aut.2017	Aut.2018	Diff. Aut.2018 - Aut.2017	Aut.2018	Aut.2018	Diff. Aut.2018 - Aut.2017	Aut.2018	Diff. Aut.2018 - Aut.2017
EU28		4	0	38	0	46	0	10	-1	2	42	0	56	-1
EURO AREA		3	0	35	-2	49	2	12	0	1	38	-2	61	2
NON-EURO AREA		5	0	44	3	40	-3	8	-1	3	49	3	48	-4
BE		2	0	34	5	56	-3	8	-2	0	36	5	64	-5
BG		4	0	28	-4	49	3	15	1	4	32	-4	64	4
CZ		3	0	33	-7	50	4	13	4	1	36	-7	63	8
DK		12	3	50	-2	35	-2	2	0	1	62	1	37	-2
DE		6	0	46	-3	42	3	4	-1	2	52	-3	46	2
EE		3	-1	46	1	45	0	5	1	1	49	0	50	1
IE		12	4	55	4	28	-5	4	-3	1	67	8	32	-8
EL		4	0	30	1	50	-2	16	1	0	34	1	66	-1
ES		1	-1	25	-4	56	2	17	2	1	26	-5	73	4
FR		2	0	26	2	54	-2	17	0	1	28	2	71	-2
HR		2	0	39	-1	45	2	14	0	0	41	-1	59	2
IT		1	0	31	-5	48	6	18	-1	2	32	-5	66	5
CY		3	-1	31	0	49	-7	17	8	0	34	-1	66	1
CY (tcc)		11	0	19	-1	52	1	14	2	4	30	-1	66	3
LV		3	-1	43	0	46	0	7	1	1	46	-1	53	1
LT		2	-2	46	-1	45	3	6	0	1	48	-3	51	3
LU		8	-1	61	2	27	1	3	0	1	69	1	30	1
HU		3	-1	45	6	44	-1	8	-3	0	48	5	52	-4
MT		4	-1	43	-6	39	4	10	2	4	47	-7	49	6
NL		3	1	42	0	51	-1	3	-1	1	45	1	54	-2
AT		10	3	47	-3	36	1	6	0	1	57	0	42	1
PL		4	0	53	4	34	-5	3	-2	6	57	4	37	-7
PT		0	-1	30	-4	60	5	8	0	2	30	-5	68	5
RO		2	-1	34	3	47	-1	16	-1	1	36	2	63	-2
SI		5	2	40	-1	46	-2	8	1	1	45	1	54	-1
SK		3	1	42	0	45	3	7	-3	3	45	1	52	0
FI		4	0	54	-2	39	1	2	1	1	58	-2	41	2
SE		4	2	49	3	43	-7	4	2	0	53	5	47	-5
UK		7	0	43	3	39	-4	8	-1	3	50	3	47	-5
AL		4	-2	39	-1	51	5	5	-3	1	43	-3	56	2
MK		11	-1	46	6	33	-3	10	-1	0	57	5	43	-4
ME		8	-2	37	1	43	6	9	-4	3	45	-1	52	2
RS		4	-1	31	-2	43	0	21	5	1	35	-3	64	5
TR		13	4	48	-9	26	3	11	2	2	61	-5	37	5

## QE3.1 Could you tell me to what extent you...?

## Watch television on a TV set (%)






























		Everyday/ Almost everyday		Two or three times a week		About once a week		Two or three times a month		Less often		Never	
		Aut.2018	Diff. Aut.2018 - Aut.2017	Aut.2018	Diff. Aut.2018 - Aut.2017	Aut.2018	Diff. Aut.2018 - Aut.2017	Aut.2018	Diff. Aut.2018 - Aut.2017	Aut.2018	Diff. Aut.2018 - Aut.2017	Aut.2018	Diff. Aut.2018 - Aut.2017
		EU28		78	-3	11	1	3	0	1	0	3	1
EURO AREA		78	-4	11	2	3	0	1	0	3	1	4	1
NON-EURO AREA		79	0	10	-1	3	0	1	-1	3	1	4	1
BE		76	-5	15	4	5	3	1	0	1	-2	2	0
BG		90	-2	7	3	1	-1	0	-1	2	1	0	0
CZ		76	-4	14	1	3	0	1	0	3	2	3	1
DK		70	-5	11	-1	5	1	1	0	5	1	7	3
DE		68	-10	13	0	4	0	1	1	6	3	8	6
EE		72	-6	11	4	5	0	2	1	5	2	5	0
IE		82	2	10	-1	2	-1	1	0	2	-1	3	1
EL		79	-7	12	3	3	1	1	0	3	2	2	1
ES		80	-8	12	5	3	1	0	0	2	0	3	2
FR		78	1	9	-1	3	0	1	0	4	2	5	-2
HR		85	-4	8	1	3	2	1	0	2	1	1	0
IT		87	-3	8	2	2	0	1	0	1	0	1	1
CY		76	-1	11	-2	5	2	1	0	4	0	3	1
LV		73	2	8	-3	4	-1	2	1	5	1	8	0
LT		75	-2	11	1	4	0	2	1	2	-1	6	2
LU		57	-10	17	5	8	2	3	2	6	4	8	-3
HU		81	-3	10	1	3	0	2	1	0	-1	3	1
MT		79	6	10	-3	3	-1	0	-2	4	1	3	-2
NL		76	-4	13	3	4	2	1	0	2	1	4	-2
AT		79	-4	11	1	4	2	1	0	2	0	2	0
PL		81	5	12	-2	3	-1	0	-1	1	0	3	-1
PT		94	3	4	-1	1	-1	0	0	0	-1	1	0
RO		90	-2	5	-1	2	0	1	1	0	0	2	2
SI		71	-3	14	1	4	-1	1	0	6	2	4	1
SK		76	-4	12	2	5	2	2	1	2	-1	2	0
FI		69	-1	11	1	7	1	4	1	4	1	5	-1
SE		60	-1	13	-2	5	1	3	-1	8	2	10	1
UK		75	-2	9	-3	4	1	1	-1	5	3	5	1

**QE3.1** Could you tell me to what extent you...?  
**Watch television on a TV set (%)**






























		No access to this medium (SPONTANEOUS)		Don't know	At least once a week		Two or three times a week + About once a week		Two or three times a month + Less often	
		Aut.2018	Diff. Aut.2018 - Aut.2017		Aut.2018	Aut.2018	Diff. Aut.2018 - Aut.2017	Aut.2018	Diff. Aut.2018 - Aut.2017	Aut.2018
EU28		0	0	0	92	-2	14	1	4	1
EURO AREA		0	0	0	92	-2	14	2	4	1
NON-EURO AREA		0	0	0	92	-1	13	-1	4	0
BE		0	0	0	96	2	20	7	2	-2
BG		0	0	0	98	0	8	2	2	0
CZ		0	0	0	93	-3	17	1	4	2
DK		1	1	0	86	-5	16	0	6	1
DE		0	0	0	85	-10	17	0	7	4
EE		0	-1	0	88	-2	16	4	7	3
IE		0	0	0	94	0	12	-2	3	-1
EL		0	0	0	94	-3	15	4	4	2
ES		0	0	0	95	-2	15	6	2	0
FR		0	0	0	90	0	12	-1	5	2
HR		0	0	0	96	-1	11	3	3	1
IT		0	0	0	97	-1	10	2	2	0
CY		0	0	0	92	-1	16	0	5	0
LV		0	0	0	85	-2	12	-4	7	2
LT		0	-1	0	90	-1	15	1	4	0
LU		0	0	1	82	-3	25	7	9	6
HU		0	0	1	94	-2	13	1	2	0
MT		1	1	0	92	2	13	-4	4	-1
NL		0	0	0	93	1	17	5	3	1
AT		1	1	0	94	-1	15	3	3	0
PL		0	0	0	96	2	15	-3	1	-1
PT		0	0	0	99	1	5	-2	0	-1
RO		0	0	0	97	-3	7	-1	1	1
SI		0	0	0	89	-3	18	0	7	2
SK		0	0	1	93	0	17	4	4	0
FI		0	-1	0	87	1	18	2	8	2
SE		1	0	0	78	-2	18	-1	11	1
UK		0	0	1	88	-4	13	-2	6	2

## QE3.2 Could you tell me to what extent you...?

## Watch television via the Internet (%)






























		Everyday/ Almost everyday		Two or three times a week		About once a week		Two or three times a month		Less often		Never	
		Aut.2018	Diff. Aut.2018 - Aut.2017	Aut.2018	Diff. Aut.2018 - Aut.2017	Aut.2018	Diff. Aut.2018 - Aut.2017	Aut.2018	Diff. Aut.2018 - Aut.2017	Aut.2018	Diff. Aut.2018 - Aut.2017	Aut.2018	Diff. Aut.2018 - Aut.2017
EU28		14	1	9	1	6	0	4	0	10	0	54	-1
EURO AREA		12	0	8	1	6	0	4	0	10	0	56	-1
NON-EURO AREA		17	1	9	-1	6	0	4	0	12	3	50	0
BE		13	-1	12	3	8	-2	5	-1	13	1	47	1
BG		5	-1	6	0	6	-1	7	0	15	4	51	-3
CZ		8	1	7	1	6	0	4	0	15	2	58	-2
DK		24	5	15	-1	12	4	5	-3	11	-3	31	-2
DE		14	-1	7	0	5	2	3	1	12	0	56	-3
EE		11	0	9	-2	8	1	4	-1	17	3	44	3
IE		22	-1	14	-2	7	0	3	1	12	2	39	1
EL		8	2	10	3	6	2	7	1	12	-1	54	-2
ES		11	1	8	0	4	-1	2	-2	9	-3	60	3
FR		13	4	7	2	4	-1	3	0	7	1	64	-4
HR		6	-2	9	3	3	-2	4	0	16	1	56	-4
IT		9	-3	7	1	7	0	4	0	9	2	58	1
CY		18	3	15	5	7	-2	4	2	8	-1	42	-7
LV		20	4	10	0	7	0	5	1	10	-1	44	-4
LT		14	2	8	0	7	2	3	-1	9	-4	55	2
LU		20	-1	12	1	5	-1	4	3	10	0	47	1
HU		10	0	6	1	5	0	3	1	8	0	65	-3
MT		24	-2	10	-1	6	-3	1	-2	8	2	36	-1
NL		14	4	15	3	11	-1	7	0	15	0	38	-5
AT		20	-1	12	1	10	2	5	0	10	0	37	1
PL		11	-2	5	-2	4	-1	4	-1	11	5	63	4
PT		9	1	4	-4	3	-4	3	0	8	2	67	5
RO		10	2	7	2	6	2	3	1	5	-1	68	-3
SI		11	2	6	-1	4	-2	3	1	18	3	54	-1
SK		11	3	5	-1	4	1	3	0	11	1	63	1
FI		21	5	17	-5	12	0	10	-1	12	2	25	1
SE		26	2	20	2	12	2	9	0	14	-2	18	-4
UK		25	2	12	-1	7	-1	3	0	13	3	37	-1

**QE3.2** Could you tell me to what extent you...?  
**Watch television via the Internet (%)**

		No access to this medium (SPONTANEOUS)		Don't know	At least once a week		Two or three times a week + About once a week		Two or three times a month + Less often	
		Aut.2018	Diff. Aut.2018 - Aut.2017		Aut.2018	Aut.2018	Diff. Aut.2018 - Aut.2017	Aut.2018	Diff. Aut.2018 - Aut.2017	Aut.2018
EU28		2	-1	1	29	2	15	1	14	0
EURO AREA		3	0	1	26	1	14	1	14	0
NON-EURO AREA		1	-3	1	32	0	15	-1	16	3
BE		2	0	0	33	0	20	1	18	0
BG		7	2	3	17	-2	12	-1	22	4
CZ		1	-2	1	21	2	13	1	19	2
DK		1	-1	1	51	8	27	3	16	-6
DE		2	1	1	26	1	12	2	15	1
EE		5	-4	2	28	-1	17	-1	21	2
IE		1	-1	2	43	-3	21	-2	15	3
EL		3	-4	0	24	7	16	5	19	0
ES		4	0	2	23	0	12	-1	11	-5
FR		1	-2	1	24	5	11	1	10	1
HR		5	3	1	18	-1	12	1	20	1
IT		4	-1	2	23	-2	14	1	13	2
CY		6	0	0	40	6	22	3	12	1
LV		2	-1	2	37	4	17	0	15	0
LT		3	-1	1	29	4	15	2	12	-5
LU		1	-3	1	37	-1	17	0	14	3
HU		1	-1	2	21	1	11	1	11	1
MT		13	7	2	40	-6	16	-4	9	0
NL		0	-1	0	40	6	26	2	22	0
AT		6	-1	0	42	2	22	3	15	0
PL		1	-3	1	20	-5	9	-3	15	4
PT		5	0	1	16	-7	7	-8	11	2
RO		0	-3	1	23	6	13	4	8	0
SI		3	-2	1	21	-1	10	-3	21	4
SK		2	0	1	20	3	9	0	14	1
FI		3	-1	0	50	0	29	-5	22	1
SE		1	0	0	58	6	32	4	23	-2
UK		1	-4	2	44	0	19	-2	16	3

## QE3.3 Could you tell me to what extent you...?






























## Listen to the radio (%)

		Everyday/ Almost everyday		Two or three times a week		About once a week		Two or three times a month		Less often		Never	
		Aut.2018	Diff. Aut.2018 - Aut.2017	Aut.2018	Diff. Aut.2018 - Aut.2017	Aut.2018	Diff. Aut.2018 - Aut.2017	Aut.2018	Diff. Aut.2018 - Aut.2017	Aut.2018	Diff. Aut.2018 - Aut.2017	Aut.2018	Diff. Aut.2018 - Aut.2017
EU28		46	-4	18	1	9	1	3	-1	9	1	15	2
EURO AREA		48	-4	17	1	8	0	3	-1	9	1	15	3
NON-EURO AREA		42	-3	20	1	10	1	4	0	8	0	15	0
BE		57	1	21	1	8	2	2	0	6	-3	6	-1
BG		30	1	25	-3	10	-3	6	1	12	5	13	-1
CZ		46	1	23	-2	9	-1	3	-1	10	1	9	2
DK		66	2	16	1	4	-1	3	0	5	-2	6	0
DE		62	-10	12	0	4	1	2	1	9	2	11	6
EE		57	-4	13	1	7	0	3	0	9	2	11	2
IE		69	4	19	-1	3	-2	1	0	4	-1	4	0
EL		31	-8	27	2	13	4	5	0	14	2	10	1
ES		32	-1	19	-5	8	-2	4	-2	13	4	23	6
FR		52	-4	13	2	7	2	3	1	6	0	18	-1
HR		45	2	18	-5	10	-2	4	-1	12	1	11	5
IT		35	0	20	2	14	0	4	-3	9	1	17	2
CY		54	-4	20	5	7	2	2	-1	8	-1	9	-1
LV		57	7	10	-4	7	-1	4	1	7	-1	14	-3
LT		44	0	19	-3	9	2	3	0	8	1	16	0
LU		65	-2	13	-2	5	0	3	1	6	1	8	2
HU		38	-1	21	2	14	4	4	0	6	-4	16	-2
MT		42	-7	17	3	9	2	1	-1	14	3	14	-2
NL		56	-1	20	5	7	-1	3	0	8	-1	6	-2
AT		60	-7	19	4	10	3	3	0	4	0	3	-1
PL		37	-7	27	3	14	3	3	-1	5	0	14	3
PT		39	2	17	0	7	1	3	0	13	-6	21	4
RO		24	0	21	3	11	2	3	-2	13	4	27	-7
SI		66	2	13	-3	5	0	2	0	8	0	5	0
SK		58	7	17	-6	8	-1	3	1	5	1	7	-3
FI		51	-4	19	0	8	-1	7	2	8	3	7	1
SE		56	-2	12	-2	9	1	6	0	9	2	8	1
UK		47	-4	16	0	7	-1	4	2	10	1	14	0
































## QE3.3 Could you tell me to what extent you...?

## Listen to the radio (%)

		No access to this medium (SPONTANEOUS)		Don't know	At least once a week		Two or three times a week + About once a week		Two or three times a month + Less often	
		Aut.2018	Diff. Aut.2018 - Aut.2017		Aut.2018	Aut.2018	Diff. Aut.2018 - Aut.2017	Aut.2018	Diff. Aut.2018 - Aut.2017	Aut.2018
EU28		0	0	0	73	-2	27	2	12	0
EURO AREA		0	0	0	73	-3	25	1	12	0
NON-EURO AREA		0	0	1	72	-1	30	2	12	0
BE		0	0	0	86	4	29	3	8	-3
BG		2	0	2	65	-5	35	-6	18	6
CZ		0	0	0	78	-2	32	-3	13	0
DK		0	0	0	86	2	20	0	8	-2
DE		0	0	0	78	-9	16	1	11	3
EE		0	-1	0	77	-3	20	1	12	2
IE		0	0	0	91	1	22	-3	5	-1
EL		0	-1	0	71	-2	40	6	19	2
ES		1	0	0	59	-8	27	-7	17	2
FR		0	-1	1	72	0	20	4	9	1
HR		0	0	0	73	-5	28	-7	16	0
IT		1	0	0	69	2	34	2	13	-2
CY		0	0	0	81	3	27	7	10	-2
LV		1	1	0	74	2	17	-5	11	0
LT		0	-1	1	72	-1	28	-1	11	1
LU		0	0	0	83	-4	18	-2	9	2
HU		0	0	1	73	5	35	6	10	-4
MT		2	1	1	68	-2	26	5	15	2
NL		0	0	0	83	3	27	4	11	-1
AT		1	1	0	89	0	29	7	7	0
PL		0	-1	0	78	-1	41	6	8	-1
PT		0	-1	0	63	3	24	1	16	-6
RO		0	-1	1	56	5	32	5	16	2
SI		1	1	0	84	-1	18	-3	10	0
SK		1	1	1	83	0	25	-7	8	2
FI		0	0	0	78	-5	27	-1	15	5
SE		0	0	0	77	-3	21	-1	15	2
UK		0	0	2	70	-5	23	-1	14	3






























## QE3.4 Could you tell me to what extent you...?

## Read the written press (%)

		Everyday/ Almost everyday		Two or three times a week		About once a week		Two or three times a month		Less often		Never	
		Aut.2018	Diff. Aut.2018 - Aut.2017	Aut.2018	Diff. Aut.2018 - Aut.2017	Aut.2018	Diff. Aut.2018 - Aut.2017	Aut.2018	Diff. Aut.2018 - Aut.2017	Aut.2018	Diff. Aut.2018 - Aut.2017	Aut.2018	Diff. Aut.2018 - Aut.2017
EU28		26	-2	16	-1	14	-1	7	1	14	1	22	2
EURO AREA		29	-3	17	-1	14	0	6	1	13	1	20	2
NON-EURO AREA		21	-1	13	-1	16	0	10	2	15	1	24	-1
BE		34	1	19	1	16	1	6	-1	11	0	14	-2
BG		6	-1	15	-4	18	-3	12	1	21	4	26	4
CZ		14	1	20	-2	20	-2	7	-2	18	3	21	2
DK		39	-8	13	-1	8	-2	6	1	13	3	21	8
DE		42	-7	16	-5	11	0	5	3	14	3	12	6
EE		30	-4	17	-1	17	2	5	-2	16	3	15	3
IE		28	-3	23	2	18	-1	5	0	12	-2	13	3
EL		8	0	7	-5	12	-1	14	3	27	1	32	3
ES		17	-2	18	0	13	-2	5	-2	15	-1	30	6
FR		23	-3	15	-1	15	2	6	1	10	1	31	1
HR		15	0	15	-4	16	-3	9	-1	22	1	22	6
IT		21	2	20	0	16	-1	9	0	15	4	18	-3
CY		11	-2	10	1	14	-3	6	0	16	-4	42	7
LV		15	0	15	-4	19	1	10	-1	17	3	24	3
LT		14	-4	20	-4	18	1	7	2	13	2	27	2
LU		46	-7	20	-1	11	4	3	-1	8	2	11	3
HU		19	-3	14	2	14	0	9	0	14	1	28	-2
MT		10	-8	7	0	14	0	4	1	15	5	42	-1
NL		49	-4	14	1	10	-3	6	3	7	0	14	3
AT		46	-9	18	-2	18	5	7	4	6	1	4	0
PL		7	-6	14	-3	22	2	12	-1	17	6	28	3
PT		20	-5	20	0	12	-3	9	3	17	1	22	6
RO		8	2	9	0	15	2	9	1	19	3	39	-8
SI		30	-1	15	-3	13	0	5	1	20	1	16	2
SK		17	4	21	1	18	1	9	-1	14	0	19	-5
FI		58	-6	18	2	10	1	5	1	5	1	4	1
SE		57	-1	14	-4	10	-2	7	3	8	3	4	1
UK		29	1	13	1	14	-1	9	5	12	-4	20	-4






























## QE3.4 Could you tell me to what extent you...?

## Read the written press (%)

		No access to this medium (SPONTANEOUS)		Don't know	At least once a week		Two or three times a week + About once a week		Two or three times a month + Less often	
		Aut.2018	Diff. Aut.2018 - Aut.2017		Aut.2018	Aut.2018	Diff. Aut.2018 - Aut.2017	Aut.2018	Diff. Aut.2018 - Aut.2017	Aut.2018
EU28		0	0	1	56	-4	30	-2	21	2
EURO AREA		1	1	0	60	-4	31	-1	19	2
NON-EURO AREA		0	0	1	50	-2	29	-1	25	3
BE		0	0	0	69	3	35	2	17	-1
BG		1	0	1	39	-8	33	-7	33	5
CZ		0	0	0	54	-3	40	-4	25	1
DK		0	-1	0	60	-11	21	-3	19	4
DE		0	0	0	69	-12	27	-5	19	6
EE		0	0	0	64	-3	34	1	21	1
IE		0	0	1	69	-2	41	1	17	-2
EL		0	-1	0	27	-6	19	-6	41	4
ES		1	0	1	48	-4	31	-2	20	-3
FR		0	-1	0	53	-2	30	1	16	2
HR		1	1	0	46	-7	31	-7	31	0
IT		1	0	0	57	1	36	-1	24	4
CY		1	1	0	35	-4	24	-2	22	-4
LV		0	-1	0	49	-3	34	-3	27	2
LT		0	0	1	52	-7	38	-3	20	4
LU		0	0	1	77	-4	31	3	11	1
HU		0	0	2	47	-1	28	2	23	1
MT		7	3	1	31	-8	21	0	19	6
NL		0	0	0	73	-6	24	-2	13	3
AT		1	1	0	82	-6	36	3	13	5
PL		0	-1	0	43	-7	36	-1	29	5
PT		0	-1	0	52	-8	32	-3	26	4
RO		0	0	1	32	4	24	2	28	4
SI		1	0	0	58	-4	28	-3	25	2
SK		1	0	1	56	6	39	2	23	-1
FI		0	0	0	86	-3	28	3	10	2
SE		0	0	0	81	-7	24	-6	15	6
UK		0	0	3	56	1	27	0	21	1






























## QE3.5 Could you tell me to what extent you...?

## Use the Internet (%)

		Everyday/ Almost everyday		Two or three times a week		About once a week		Two or three times a month		Less often		Never	
		Aut.2018	Diff. Aut.2018 - Aut.2017	Aut.2018	Diff. Aut.2018 - Aut.2017	Aut.2018	Diff. Aut.2018 - Aut.2017	Aut.2018	Diff. Aut.2018 - Aut.2017	Aut.2018	Diff. Aut.2018 - Aut.2017	Aut.2018	Diff. Aut.2018 - Aut.2017
EU28		66	1	9	0	3	0	1	0	2	0	16	0
EURO AREA		66	1	10	1	3	0	1	0	2	0	15	-1
NON-EURO AREA		68	2	7	-1	3	0	1	0	1	-1	17	0
BE		66	-6	17	8	5	2	1	0	1	-1	9	-1
BG		57	3	7	-2	3	0	1	1	2	0	22	-3
CZ		65	4	8	-3	3	-2	1	0	3	0	18	2
DK		88	1	4	-1	0	-1	1	1	1	0	4	0
DE		66	-1	12	0	3	0	1	0	2	0	14	1
EE		73	1	5	0	2	1	1	0	2	1	12	1
IE		71	3	12	0	3	1	0	-1	2	0	10	-2
EL		60	7	6	-3	2	0	0	-1	1	0	28	2
ES		61	-1	10	3	2	-1	1	0	2	-1	20	-1
FR		71	-1	8	2	3	1	2	1	1	0	13	-1
HR		60	9	8	-3	3	-1	1	-2	4	0	20	-6
IT		58	5	10	-3	6	0	3	1	3	1	15	-4
CY		64	7	7	-3	1	-1	0	0	3	0	19	-3
LV		73	3	6	1	2	0	1	-1	0	0	14	-3
LT		63	2	8	1	2	1	1	1	1	0	22	-3
LU		76	0	9	-1	2	0	1	1	2	1	8	1
HU		56	3	10	0	5	0	2	1	1	-1	24	-4
MT		64	-4	6	-1	2	0	0	0	1	1	15	-2
NL		91	0	5	0	1	0	0	-1	1	0	2	1
AT		62	-4	13	1	5	1	1	0	2	1	11	0
PL		58	0	11	0	3	0	2	1	1	-1	24	2
PT		61	2	6	-2	2	0	0	0	1	0	25	1
RO		47	5	7	-2	4	0	2	1	2	0	37	-3
SI		64	-1	6	-1	2	0	1	0	4	1	18	0
SK		57	5	8	-3	3	-1	2	1	3	1	24	1
FI		81	5	4	-2	2	-2	1	0	1	1	8	-1
SE		91	3	3	-2	1	0	1	1	0	-1	3	0
UK		80	2	6	0	1	-1	0	0	1	0	8	0






























## QE3.5 Could you tell me to what extent you...?

## Use the Internet (%)






























		No access to this medium (SPONTANEOUS)		Don't know	At least once a week		Two or three times a week + About once a week		Two or three times a month + Less often	
		Aut.2018	Diff. Aut.2018 - Aut.2017		Aut.2018	Aut.2018	Diff. Aut.2018 - Aut.2017	Aut.2018	Diff. Aut.2018 - Aut.2017	Aut.2018
EU28		2	-1	1	78	1	12	0	3	0
EURO AREA		2	-1	1	79	2	13	1	3	0
NON-EURO AREA		2	-1	1	78	1	10	-1	2	-1
BE		1	-1	0	88	4	22	10	2	-1
BG		7	3	1	67	1	10	-2	3	1
CZ		1	-1	1	76	-1	11	-5	4	0
DK		2	0	0	92	-1	4	-2	2	1
DE		1	0	1	81	-1	15	0	3	0
EE		4	-4	1	80	2	7	1	3	1
IE		0	-2	2	86	4	15	1	2	-1
EL		3	-4	0	68	4	8	-3	1	-1
ES		3	0	1	73	1	12	2	3	-1
FR		1	-2	1	82	2	11	3	3	1
HR		4	3	0	71	5	11	-4	5	-2
IT		4	1	1	74	2	16	-3	6	2
CY		6	0	0	72	3	8	-4	3	0
LV		2	-1	2	81	4	8	1	1	-1
LT		3	-1	0	73	4	10	2	2	1
LU		1	-2	1	87	-1	11	-1	3	2
HU		1	0	1	71	3	15	0	3	0
MT		10	6	2	72	-5	8	-1	1	1
NL		0	0	0	97	0	6	0	1	-1
AT		6	2	0	80	-2	18	2	3	1
PL		1	-1	0	72	0	14	0	3	0
PT		4	-1	1	69	0	8	-2	1	0
RO		0	-2	1	58	3	11	-2	4	1
SI		4	0	1	72	-2	8	-1	5	1
SK		2	0	1	68	1	11	-4	5	2
FI		3	0	0	87	1	6	-4	2	1
SE		1	-1	0	95	1	4	-2	1	0
UK		1	-4	3	87	1	7	-1	1	0

## QE3.6 Could you tell me to what extent you...?






























## Use online social networks (%)

		Everyday/ Almost everyday		Two or three times a week		About once a week		Two or three times a month		Less often		Never	
		Aut.2018	Diff. Aut.2018 - Aut.2017	Aut.2018	Diff. Aut.2018 - Aut.2017	Aut.2018	Diff. Aut.2018 - Aut.2017	Aut.2018	Diff. Aut.2018 - Aut.2017	Aut.2018	Diff. Aut.2018 - Aut.2017	Aut.2018	Diff. Aut.2018 - Aut.2017
EU28		43	1	11	0	5	0	2	0	4	0	32	0
EURO AREA		41	1	11	0	5	0	2	0	5	0	33	0
NON-EURO AREA		47	2	10	-1	5	0	2	1	4	0	29	-1
BE		43	-5	19	5	8	2	4	2	4	0	20	-3
BG		46	4	11	-1	4	0	1	0	3	1	27	-5
CZ		41	9	10	-3	5	-2	2	0	6	-2	34	0
DK		61	2	10	-1	5	1	1	-1	3	-1	17	0
DE		34	2	13	0	4	0	2	0	8	-1	37	-1
EE		52	3	7	-1	3	0	1	0	3	0	27	1
IE		52	4	13	-1	5	0	1	0	5	1	21	-3
EL		49	9	8	-3	3	1	1	0	2	1	34	-2
ES		43	-4	12	1	3	-2	2	0	3	0	33	4
FR		41	1	7	-1	4	0	1	0	4	0	41	2
HR		44	4	9	-2	4	-1	2	0	5	2	31	-7
IT		38	1	13	1	9	2	3	0	4	0	28	-2
CY		57	8	7	-2	2	-1	1	-1	3	1	24	-5
LV		55	2	8	2	4	0	2	0	2	-2	25	-2
LT		51	4	7	-1	5	2	1	0	1	-1	31	-3
LU		48	-2	10	-3	5	1	1	-1	6	2	28	6
HU		45	4	12	1	7	0	2	-1	1	-2	31	-3
MT		53	-5	8	-1	4	3	0	-1	2	2	19	-5
NL		55	-1	12	1	4	-2	2	0	6	0	20	1
AT		41	-1	13	-3	9	1	3	1	3	-2	24	2
PL		40	3	13	-1	6	-1	2	0	3	0	34	0
PT		52	5	11	2	2	-2	0	-1	1	-3	28	-2
RO		41	5	9	-2	4	-1	1	0	2	0	41	-2
SI		44	5	8	-2	3	-1	1	0	8	1	30	-3
SK		41	3	11	-1	5	0	2	1	5	2	33	0
FI		53	0	9	0	5	1	3	0	2	0	25	1
SE		60	0	9	1	5	0	2	-1	5	-1	18	1
UK		52	-1	9	0	4	1	2	1	5	1	24	-1

**QE3.6** Could you tell me to what extent you...?  
Use online social networks (%)






























		No access to this medium (SPONTANEOUS)		Don't know	At least once a week		Two or three times a week + About once a week		Two or three times a month + Less often	
		Aut.2018	Diff. Aut.2018 - Aut.2017		Aut.2018	Aut.2018	Diff. Aut.2018 - Aut.2017	Aut.2018	Diff. Aut.2018 - Aut.2017	Aut.2018
EU28		2	-1	1	59	1	16	0	6	0
EURO AREA		2	-1	1	57	1	16	0	7	0
NON-EURO AREA		2	-1	1	62	1	15	-1	6	1
BE		2	0	0	70	2	27	7	8	2
BG		7	3	1	61	3	15	-1	4	1
CZ		1	-2	1	56	4	15	-5	8	-2
DK		3	0	0	76	2	15	0	4	-2
DE		1	0	1	51	2	17	0	10	-1
EE		5	-3	2	62	2	10	-1	4	0
IE		0	-2	3	70	3	18	-1	6	1
EL		3	-5	0	60	7	11	-2	3	1
ES		3	0	1	58	-5	15	-1	5	0
FR		1	-2	1	52	0	11	-1	5	0
HR		4	3	1	57	1	13	-3	7	2
IT		4	0	1	60	4	22	3	7	0
CY		6	0	0	66	5	9	-3	4	0
LV		2	-1	2	67	4	12	2	4	-2
LT		3	-1	1	63	5	12	1	2	-1
LU		1	-3	1	63	-4	15	-2	7	1
HU		1	0	1	64	5	19	1	3	-3
MT		12	7	2	65	-3	12	2	2	1
NL		1	1	0	71	-2	16	-1	8	0
AT		6	2	1	63	-3	22	-2	6	-1
PL		1	-1	1	59	1	19	-2	5	0
PT		5	1	1	65	5	13	0	1	-4
RO		1	-1	1	54	2	13	-3	3	0
SI		5	0	1	55	2	11	-3	9	1
SK		2	0	1	57	2	16	-1	7	3
FI		3	-1	0	67	1	14	1	5	0
SE		1	0	0	74	1	14	1	7	-2
UK		1	-4	3	65	0	13	1	7	2

**QE3T** Watch TV on a TV set + via the Internet  
(%)






























		Everyday/ Almost everyday		Two or three times a week		About once a week		Two or three times a month		Less often		Never	
		Aut.2018	Diff. Aut.2018 - Aut.2017	Aut.2018	Diff. Aut.2018 - Aut.2017	Aut.2018	Diff. Aut.2018 - Aut.2017	Aut.2018	Diff. Aut.2018 - Aut.2017	Aut.2018	Diff. Aut.2018 - Aut.2017	Aut.2018	Diff. Aut.2018 - Aut.2017
EU28		81	-3	10	0	3	1	1	0	2	1	3	1
EURO AREA		80	-4	11	2	3	1	1	0	2	0	3	1
NON-EURO AREA		83	0	9	-1	3	0	1	0	2	1	2	0
BE		79	-4	15	4	3	1	1	0	1	-1	1	0
BG		92	-1	6	2	1	-1	0	-1	1	1	0	0
CZ		78	-3	13	0	3	0	1	1	3	1	2	1
DK		80	-3	11	1	4	2	1	-1	2	0	2	1
DE		72	-9	14	2	3	-1	1	1	4	2	6	5
EE		75	-5	12	4	4	0	2	0	4	1	3	0
IE		87	2	9	-2	1	0	0	0	1	0	1	-1
EL		82	-5	12	3	2	0	1	0	1	1	2	1
ES		81	-9	11	5	3	1	1	1	2	1	2	1
FR		81	2	9	-1	2	-1	1	0	3	1	4	-1
HR		86	-4	8	1	2	0	1	1	2	1	1	1
IT		88	-3	8	2	2	1	0	0	1	0	1	1
CY		81	0	10	-2	4	1	1	0	3	1	1	0
LV		78	2	8	-3	4	0	2	1	3	0	5	0
LT		77	-2	12	2	3	-1	2	1	3	-1	3	1
LU		65	-8	18	5	6	1	2	1	5	3	3	-3
HU		84	-2	10	1	1	-2	1	1	0	-1	3	2
MT		83	3	9	-3	4	1	1	0	2	0	1	-1
NL		79	-3	12	1	3	1	2	0	3	2	1	-1
AT		83	-2	11	1	2	0	1	0	1	0	1	0
PL		84	4	11	-1	2	-1	0	-1	1	0	2	-1
PT		95	3	4	-1	1	0	0	0	0	-1	0	-1
RO		91	-2	5	-1	2	1	0	0	0	0	2	2
SI		71	-4	15	1	4	0	1	0	6	2	3	1
SK		78	-2	11	0	5	2	1	0	2	0	2	0
FI		78	2	13	0	4	-1	2	-1	2	1	1	0
SE		72	-2	15	0	4	1	3	0	4	1	2	0
UK		81	-2	9	-2	3	0	1	1	3	2	2	0



**QE3T** Watch TV on a TV set + via the Internet  
(%)

		No access to this medium (SPONTANEOUS)		Don't know		At least once a week		Two or three times a week + About once a week		Two or three times a month + Less often	
		Aut.2018	Diff. Aut.2018 - Aut.2017	Aut.2018	Aut.2018	Diff. Aut.2018 - Aut.2017	Aut.2018	Diff. Aut.2018 - Aut.2017	Aut.2018	Diff. Aut.2018 - Aut.2017	
EU28		0	0	0	94	-2	13	1	3	1	
EURO AREA		0	0	0	94	-1	14	3	3	0	
NON-EURO AREA		0	0	0	95	-1	12	-1	3	1	
BE		0	0	0	97	1	18	5	2	-1	
BG		0	0	0	99	0	7	1	1	0	
CZ		0	0	0	94	-3	16	0	4	2	
DK		0	0	0	95	0	15	3	3	-1	
DE		0	0	0	89	-8	17	1	5	3	
EE		0	0	0	91	-1	16	4	6	1	
IE		0	0	1	97	0	10	-2	1	0	
EL		0	0	0	96	-2	14	3	2	1	
ES		0	0	0	95	-3	14	6	3	2	
FR		0	0	0	92	0	11	-2	4	1	
HR		0	0	0	96	-3	10	1	3	2	
IT		0	0	0	98	0	10	3	1	0	
CY		0	0	0	95	-1	14	-1	4	1	
LV		0	0	0	90	-1	12	-3	5	1	
LT		0	0	0	92	-1	15	1	5	0	
LU		0	0	1	89	-2	24	6	7	4	
HU		0	0	1	95	-3	11	-1	1	0	
MT		0	0	0	96	1	13	-2	3	0	
NL		0	0	0	94	-1	15	2	5	2	
AT		1	1	0	96	-1	13	1	2	0	
PL		0	0	0	97	2	13	-2	1	-1	
PT		0	0	0	100	2	5	-1	0	-1	
RO		0	0	0	98	-2	7	0	0	0	
SI		0	0	0	90	-3	19	1	7	2	
SK		1	1	0	94	0	16	2	3	0	
FI		0	0	0	95	1	17	-1	4	0	
SE		0	0	0	91	-1	19	1	7	1	
UK		0	0	1	93	-4	12	-2	4	3	






























**QE4a** Where do you get most of your news on national political matters? Firstly?  
(%)

		Television		The written press		Radio		Websites		Online social networks		Other (SPONTANEOUS)		You do not look for news on national political matters (SPONTANEOUS)		Don't know		Total 'The Internet'	
		Aut.2018	Diff. Aut.2018 - Aut.2017	Aut.2018	Diff. Aut.2018 - Aut.2017	Aut.2018	Diff. Aut.2018 - Aut.2017	Aut.2018	Diff. Aut.2018 - Aut.2017	Aut.2018	Diff. Aut.2018 - Aut.2017	Aut.2018	Diff. Aut.2018 - Aut.2017	Aut.2018	Diff. Aut.2018 - Aut.2017	Aut.2018	Diff. Aut.2018 - Aut.2017	Aut.2018	Diff. Aut.2018 - Aut.2017
EU28		55	-2	8	-1	8	0	16	1	5	1	1	0	6	0	0	21	2	
EURO AREA		56	-1	10	-1	8	0	15	2	4	0	1	1	6	0	0	19	2	
NON-EURO AREA		53	-2	6	0	9	1	19	0	6	1	1	0	6	0	1	25	2	
BE		51	-3	13	1	11	3	12	-3	5	-3	0	0	7	5	0	17	-6	
BG		68	-3	1	0	2	1	11	0	3	0	0	0	14	3	1	14	-1	
CZ		59	2	3	-1	5	1	23	-3	2	1	1	0	7	1	0	25	-3	
DK		50	0	12	-1	10	-4	18	4	9	2	1	0	0	-1	0	27	6	
DE		56	-1	12	-1	9	-1	13	3	5	1	1	0	4	0	0	18	4	
EE		46	4	5	0	11	0	30	-3	2	0	0	-1	6	0	0	32	-3	
IE		45	-2	8	1	18	0	14	-1	9	2	0	-1	5	-1	0	23	1	
EL		57	-2	4	1	1	-3	26	2	7	1	1	1	5	1	0	33	3	
ES		59	-4	7	1	7	0	15	4	2	-2	1	1	8	-1	0	18	3	
FR		56	0	9	0	14	0	14	0	4	1	1	0	3	-1	0	18	1	
HR		61	-4	4	2	3	0	15	-1	6	0	0	0	10	2	0	21	-1	
IT		62	1	9	-2	3	2	11	3	6	0	0	0	9	-1	0	17	3	
CY		59	6	2	-1	2	-3	21	0	9	-2	0	-1	6	-1	0	30	-2	
LV		51	2	2	0	10	1	28	-2	7	1	1	0	1	-2	0	35	-1	
LT		57	-2	2	0	5	1	30	2	3	0	0	-1	2	0	0	34	4	
LU		24	-1	24	-2	17	-1	24	4	5	-1	3	2	3	0	0	29	3	
HU		60	-6	3	0	5	2	22	2	1	0	0	-1	8	1	0	24	3	
MT		47	5	2	0	3	-4	26	3	14	-7	2	1	5	2	0	40	-4	
NL		33	-7	24	-2	8	0	32	8	3	1	1	0	0	0	0	34	8	
AT		48	5	20	1	7	-2	9	-4	6	-1	0	0	8	-1	1	16	-3	
PL		57	2	2	-1	6	1	24	0	1	-2	0	-1	9	2	1	25	-2	
PT		78	0	4	0	1	0	6	-1	1	-1	0	-1	10	3	0	7	-1	
RO		70	-6	2	1	3	1	5	-4	1	0	0	0	17	8	2	7	-3	
SI		49	-3	6	1	10	1	22	2	4	1	1	1	8	-3	0	26	3	
SK		60	1	3	1	9	3	13	1	7	-1	0	-1	6	-6	1	20	0	
FI		44	2	17	-4	4	-2	30	4	3	0	0	0	1	0	0	34	5	
SE		34	-5	20	3	18	2	23	-2	4	1	0	0	1	0	0	27	0	
UK		43	-4	8	-2	13	2	19	2	13	5	2	0	2	-2	1	32	7	



































**QE4T** Where do you get most of your news on national political matters? Firstly? And then?

(%)

(MULTIPLE ANSWERS POSSIBLE)

		Television		The written press		Radio		Websites		Online social networks		Other (SPONTANEOUS)		You do not look for news on national political matters (SPONTANEOUS)		Don't know		Total 'The Internet'	
		Aut.2018	Diff. Aut.2018 - Aut.2017	Aut.2018	Diff. Aut.2018 - Aut.2017	Aut.2018	Diff. Aut.2018 - Aut.2017	Aut.2018	Diff. Aut.2018 - Aut.2017	Aut.2018	Diff. Aut.2018 - Aut.2017	Aut.2018	Diff. Aut.2018 - Aut.2017	Aut.2018	Diff. Aut.2018 - Aut.2017	Aut.2018	Diff. Aut.2018 - Aut.2017	Aut.2018	Diff. Aut.2018 - Aut.2017
EU28		77	0	35	-1	39	0	37	2	17	1	6	0	6	0	0	45	3	
EURO AREA		78	0	38	-3	40	0	35	3	16	1	7	1	6	0	0	42	3	
NON-EURO AREA		76	0	29	2	38	2	43	3	20	2	5	-1	7	1	1	50	3	
BE		75	-4	40	-1	54	5	36	0	15	-5	4	1	8	6	0	44	-2	
BG		81	-1	27	-2	35	4	38	0	22	1	6	0	14	3	1	44	1	
CZ		79	-2	30	0	39	2	52	-3	14	3	6	2	7	1	0	54	-2	
DK		78	-3	38	-4	52	2	43	7	33	7	5	1	0	-1	0	59	7	
DE		80	0	44	-6	48	-5	31	5	13	0	3	2	4	0	0	39	6	
EE		74	0	33	0	47	1	57	0	17	3	3	0	6	0	0	59	1	
IE		75	2	39	1	57	-1	32	-2	24	3	2	0	5	-1	0	45	2	
EL		78	-6	25	0	35	-3	52	4	34	10	11	-4	6	2	0	57	5	
ES		75	-3	28	0	33	-4	34	2	12	-5	11	2	9	0	0	39	-1	
FR		76	2	30	-4	43	-1	33	0	15	2	5	-1	4	0	0	41	2	
HR		78	-2	24	-4	33	1	44	3	18	-1	3	-2	11	3	0	48	2	
IT		80	2	40	-3	26	2	28	0	17	1	12	4	9	-1	0	36	1	
CY		76	1	16	-2	35	1	45	4	34	3	6	-4	7	0	0	55	2	
LV		75	-1	21	-3	46	4	55	-2	29	3	4	0	1	-2	0	64	0	
LT		82	0	31	0	41	0	59	7	22	4	2	-3	2	0	0	61	7	
LU		50	-2	53	-5	52	3	45	4	16	-1	7	2	3	0	0	50	1	
HU		78	-3	25	-3	40	3	48	6	15	2	5	-2	8	1	0	49	5	
MT		73	1	14	0	38	0	46	4	39	-6	11	3	5	2	0	54	-9	
NL		79	2	51	-3	37	4	62	7	12	0	3	1	0	0	0	65	6	
AT		76	1	62	1	51	6	28	-4	24	1	5	0	8	-1	1	39	-3	
PL		78	5	18	2	35	-1	50	-1	10	-4	4	-1	9	2	1	52	-1	
PT		87	0	38	-5	30	2	24	0	14	1	14	2	11	4	0	32	1	
RO		77	-9	27	10	31	5	23	-5	17	0	10	-9	17	8	2	30	-4	
SI		75	2	34	-2	54	8	44	4	21	7	5	1	8	-3	0	48	4	
SK		81	5	33	9	60	13	34	8	21	2	5	-4	6	-6	1	41	7	
FI		75	3	64	3	38	3	61	7	18	2	1	0	1	0	0	64	8	
SE		72	-2	60	3	54	4	49	-2	20	-1	3	0	1	0	0	56	-1	
UK		73	1	33	3	37	-1	41	7	29	8	4	0	4	0	1	54	8	


































QE5a Where do you get most of your news on European political matters? Firstly?  
(%)

		Television		The written press		Radio		Websites		Online social networks		Other (SPONTANEOUS)		You do not look for news on European political matters (SPONTANEOUS)		Don't know	Total 'The Internet'	
		Aut.2018	Diff. Aut.2018 - Aut.2017	Aut.2018	Diff. Aut.2018 - Aut.2017	Aut.2018	Diff. Aut.2018 - Aut.2017	Aut.2018	Diff. Aut.2018 - Aut.2017	Aut.2018	Diff. Aut.2018 - Aut.2017	Aut.2018	Diff. Aut.2018 - Aut.2017	Aut.2018	Diff. Aut.2018 - Aut.2017	Aut.2018	Aut.2018	Diff. Aut.2018 - Aut.2017
EU28		52	-1	8	-1	7	0	15	1	4	0	1	0	11	0	1	19	1
EURO AREA		54	0	10	0	7	0	14	2	4	0	1	0	10	-1	0	18	2
NON-EURO AREA		50	-2	5	-1	8	1	17	0	5	1	2	1	12	0	1	22	1
BE		50	-4	14	2	10	2	10	-5	4	-3	1	1	11	6	0	14	-7
BG		59	-7	1	0	2	1	9	-2	2	0	0	0	24	6	1	11	-2
CZ		51	-2	3	-2	5	0	23	1	1	-1	3	2	13	1	0	25	2
DK		56	-2	11	0	9	-1	15	2	6	1	1	1	1	-1	0	21	3
DE		54	-3	13	0	8	-1	14	4	4	1	2	2	5	0	0	17	3
EE		45	-1	4	0	10	0	28	-2	2	0	0	-1	9	1	1	30	-1
IE		41	-4	9	1	16	2	14	-2	9	3	1	0	10	0	0	23	1
EL		51	-1	4	0	1	-2	26	3	6	-1	1	1	12	0	0	32	3
ES		53	-3	6	-1	6	0	15	4	2	-2	1	1	16	1	1	17	2
FR		55	3	7	-1	12	0	12	-2	2	-1	1	0	9	-1	1	15	-1
HR		59	3	3	-1	2	-1	16	-2	4	-1	1	1	15	2	0	20	-3
IT		57	6	8	-2	2	0	10	3	7	1	0	-1	16	-5	0	16	3
CY		51	0	2	-2	2	-2	19	-1	11	1	0	0	15	4	0	31	1
CY (tcc)		57	3	17	-1	8	1	11	-2	5	-2	1	1	1	1	1	16	-3
LV		54	3	1	0	9	1	26	-3	5	-1	2	1	2	-2	1	31	-4
LT		56	2	3	0	5	-2	27	0	3	1	1	-1	4	-1	0	31	2
LU		31	-2	21	0	14	0	23	-1	4	1	3	2	2	-1	1	27	0
HU		55	-5	4	0	5	2	19	2	2	1	1	1	14	0	0	21	2
MT		43	5	2	0	2	-2	23	0	13	-5	1	0	15	1	0	36	-4
NL		42	-4	22	-1	6	0	25	5	3	1	1	0	1	-1	0	28	6
AT		47	4	19	1	7	-1	11	-2	6	-1	1	0	10	-2	1	16	-3
PL		52	2	3	-1	5	0	21	-2	1	-2	1	0	15	1	2	23	-3
PT		72	0	4	1	1	-1	5	-4	1	0	1	0	16	4	0	6	-4
RO		62	-8	2	1	3	0	5	-3	3	2	1	0	23	7	2	7	-2
SI		49	-2	6	1	10	1	20	1	3	1	1	1	11	-2	0	23	2
SK		56	2	4	0	8	3	12	2	7	-1	1	0	11	-5	1	19	0
FI		49	3	16	-1	4	-2	27	1	3	0	0	-1	1	0	1	30	1
SE		40	-5	18	2	17	3	18	-3	3	0	1	1	1	0	0	22	-2
UK		43	-2	7	-2	12	2	18	1	11	5	2	1	6	-4	1	29	6
AL		64	3	4	-3	2	-2	23	11	3	-8	0	0	5	0	0	26	2
MK		61	5	1	-2	0	-1	8	-1	20	0	0	0	9	-1	0	28	-1
ME		56	-5	7	2	5	2	11	4	8	5	0	-1	10	-9	3	19	9
RS		51	4	6	2	1	-1	10	-4	4	-2	2	1	26	3	1	14	-6
TR		71	-2	6	2	1	0	8	-3	7	1	1	1	5	1	0	15	-3

**Q5T** Where do you get most of your news on European political matters? Firstly? And then?

(%)


































(MULTIPLE ANSWERS POSSIBLE)

		Television		The written press		Radio		Websites		Online social networks		Other (SPONTANEOUS)		You do not look for news on European political matters (SPONTANEOUS)		Don't know	Total 'The Internet'	
		Aut.2018	Diff. Aut.2018 - Aut.2017	Aut.2018	Diff. Aut.2018 - Aut.2017	Aut.2018	Diff. Aut.2018 - Aut.2017	Aut.2018	Diff. Aut.2018 - Aut.2017	Aut.2018	Diff. Aut.2018 - Aut.2017	Aut.2018	Diff. Aut.2018 - Aut.2017	Aut.2018	Diff. Aut.2018 - Aut.2017	Aut.2018	Diff. Aut.2018 - Aut.2017	
EU28		72	0	34	-1	35	0	35	2	16	2	7	1	11	0	1	41	2
EURO AREA		73	0	37	-2	36	0	32	1	14	0	8	2	10	-1	0	39	2
NON-EURO AREA		69	-1	28	1	34	1	40	2	18	2	6	0	12	0	1	46	2
BE		72	-4	40	-1	48	2	34	-2	13	-5	6	1	11	6	0	40	-4
BG		69	-6	22	-5	29	2	33	-2	18	0	6	0	24	6	1	38	-1
CZ		73	-1	28	-2	34	2	49	-2	11	-1	6	2	13	1	0	50	-3
DK		80	-2	37	-3	50	3	39	5	26	4	6	1	1	-1	0	53	6
DE		79	1	46	-3	46	-4	29	3	13	2	3	1	5	0	0	37	6
EE		71	-4	31	0	44	-1	53	-2	17	4	3	0	9	1	1	56	-1
IE		69	0	36	-1	53	1	30	-4	24	5	3	0	10	0	0	43	1
EL		72	-2	24	-1	28	-3	49	3	31	7	13	-1	12	0	0	55	4
ES		67	-4	26	-1	26	-5	31	-1	11	-4	12	3	16	1	1	36	-4
FR		70	1	27	-3	38	0	30	0	12	1	7	1	9	-1	1	36	1
HR		73	0	25	-5	29	1	42	2	17	-1	4	-2	15	2	0	46	2
IT		73	6	39	0	23	3	27	2	17	3	13	4	16	-5	0	34	2
CY		68	-2	14	-4	28	-1	46	4	33	4	6	-2	15	4	0	55	2
CY (tcc)		81	4	65	0	31	0	39	3	21	-2	12	6	2	1	1	51	-1
LV		73	-3	19	-3	40	4	55	-1	26	1	4	0	2	-2	1	61	-1
LT		78	3	29	-2	42	3	54	4	22	3	4	-4	4	-1	0	57	5
LU		58	-2	51	-4	48	4	44	1	14	-2	7	2	2	-1	1	49	0
HU		71	-3	24	-5	36	2	43	5	15	3	4	-2	14	0	0	46	6
MT		63	0	13	0	31	4	43	1	36	-1	10	4	15	1	0	52	-7
NL		78	-1	49	-3	32	1	56	7	10	2	4	1	1	-1	0	60	8
AT		73	-1	61	1	49	8	30	-3	22	-1	5	-1	10	-2	1	40	-2
PL		70	4	17	-1	31	-2	47	-1	10	-4	3	-2	15	1	2	48	-3
PT		81	0	35	-4	28	3	23	-2	14	2	15	3	16	4	0	30	-1
RO		70	-10	23	8	27	2	21	-6	15	0	11	-8	23	7	2	27	-5
SI		71	0	32	-2	51	8	42	3	18	4	5	-1	11	-2	0	46	4
SK		73	4	33	9	58	14	34	9	20	2	5	-5	11	-5	1	40	6
FI		76	4	61	1	33	0	59	6	16	2	1	-1	1	0	1	62	6
SE		71	-2	55	0	50	5	42	-5	16	0	4	0	1	0	0	49	-2
UK		67	2	33	4	35	3	40	7	24	6	8	4	6	-4	1	49	7
AL		87	4	63	0	33	4	54	9	31	2	1	0	5	0	0	57	4
MK		83	5	15	-6	12	0	29	2	51	5	11	3	9	-1	0	58	3
ME		76	3	43	0	19	0	32	13	24	13	1	-2	10	-9	3	44	18
RS		62	-1	36	1	11	0	25	-3	15	-7	8	-3	26	3	1	30	-7
TR		84	0	41	-6	15	2	29	-1	32	5	12	-2	5	1	0	47	4

**QE6** When you are looking for information about the EU, its policies, its institutions, which of the following sources do you use?

(%)


































(MULTIPLE ANSWERS POSSIBLE)

		Attending conferences, talks, meetings		Discussions with relatives, friends, colleagues		Daily newspapers		Other newspapers, magazines		Television	
		Aut.2018	Diff. Aut.2018 - Aut.2017	Aut.2018	Diff. Aut.2018 - Aut.2017	Aut.2018	Diff. Aut.2018 - Aut.2017	Aut.2018	Diff. Aut.2018 - Aut.2017	Aut.2018	Diff. Aut.2018 - Aut.2017
EU28		<b>3</b>	0	<b>20</b>	1	<b>23</b>	-1	<b>9</b>	0	<b>48</b>	0
EURO AREA		<b>3</b>	0	<b>20</b>	1	<b>26</b>	-1	<b>11</b>	1	<b>50</b>	0
NON-EURO AREA		<b>3</b>	1	<b>21</b>	3	<b>16</b>	0	<b>6</b>	0	<b>45</b>	3
BE		<b>3</b>	0	<b>24</b>	3	<b>27</b>	-2	<b>9</b>	1	<b>49</b>	1
BG		<b>2</b>	0	<b>22</b>	0	<b>10</b>	-2	<b>5</b>	1	<b>49</b>	1
CZ		<b>2</b>	0	<b>13</b>	-1	<b>15</b>	-4	<b>6</b>	-1	<b>40</b>	-5
DK		<b>3</b>	0	<b>27</b>	-6	<b>20</b>	-4	<b>13</b>	1	<b>48</b>	-2
DE		<b>3</b>	1	<b>19</b>	-1	<b>36</b>	0	<b>13</b>	-1	<b>50</b>	-3
EE		<b>2</b>	1	<b>9</b>	-6	<b>10</b>	-1	<b>5</b>	-1	<b>24</b>	-3
IE		<b>5</b>	0	<b>14</b>	-1	<b>24</b>	-1	<b>13</b>	-2	<b>48</b>	-2
EL		<b>13</b>	6	<b>46</b>	7	<b>16</b>	-1	<b>12</b>	1	<b>57</b>	4
ES		<b>0</b>	0	<b>9</b>	-2	<b>17</b>	-3	<b>1</b>	-1	<b>44</b>	-10
FR		<b>2</b>	-2	<b>17</b>	-2	<b>17</b>	-2	<b>11</b>	1	<b>47</b>	3
HR		<b>1</b>	0	<b>20</b>	-5	<b>15</b>	-2	<b>6</b>	-3	<b>51</b>	0
IT		<b>3</b>	-1	<b>21</b>	3	<b>28</b>	-2	<b>11</b>	1	<b>56</b>	2
CY		<b>2</b>	-1	<b>18</b>	-5	<b>10</b>	-4	<b>3</b>	-3	<b>57</b>	0
CY (tcc)		<b>13</b>	3	<b>44</b>	3	<b>31</b>	-2	<b>16</b>	0	<b>52</b>	-1
LV		<b>2</b>	0	<b>22</b>	6	<b>10</b>	0	<b>8</b>	-3	<b>41</b>	1
LT		<b>2</b>	0	<b>14</b>	-1	<b>14</b>	2	<b>10</b>	-1	<b>46</b>	1
LU		<b>5</b>	0	<b>27</b>	1	<b>41</b>	2	<b>14</b>	-4	<b>47</b>	1
HU		<b>5</b>	2	<b>26</b>	-2	<b>14</b>	-3	<b>6</b>	-1	<b>51</b>	-5
MT		<b>2</b>	-1	<b>11</b>	-4	<b>6</b>	-2	<b>3</b>	-2	<b>39</b>	-6
NL		<b>4</b>	2	<b>24</b>	0	<b>35</b>	3	<b>13</b>	-3	<b>46</b>	-1
AT		<b>7</b>	-1	<b>41</b>	3	<b>45</b>	0	<b>25</b>	3	<b>53</b>	3
PL		<b>3</b>	1	<b>13</b>	-3	<b>9</b>	-2	<b>5</b>	-3	<b>47</b>	6
PT		<b>3</b>	-1	<b>22</b>	5	<b>25</b>	-5	<b>11</b>	3	<b>60</b>	4
RO		<b>3</b>	0	<b>23</b>	0	<b>11</b>	6	<b>9</b>	4	<b>55</b>	-2
SI		<b>1</b>	0	<b>24</b>	9	<b>21</b>	3	<b>10</b>	1	<b>43</b>	7
SK		<b>1</b>	1	<b>27</b>	4	<b>20</b>	7	<b>12</b>	3	<b>53</b>	10
FI		<b>3</b>	0	<b>25</b>	5	<b>36</b>	-4	<b>18</b>	4	<b>42</b>	-1
SE		<b>6</b>	2	<b>25</b>	-3	<b>32</b>	-1	<b>11</b>	0	<b>33</b>	-2
UK		<b>2</b>	0	<b>26</b>	14	<b>22</b>	4	<b>6</b>	2	<b>42</b>	8
AL		<b>6</b>	3	<b>42</b>	-6	<b>44</b>	-14	<b>19</b>	-13	<b>66</b>	2
MK		<b>6</b>	0	<b>36</b>	4	<b>8</b>	-3	<b>3</b>	-2	<b>55</b>	-1
ME		<b>2</b>	-3	<b>18</b>	3	<b>21</b>	-6	<b>9</b>	3	<b>44</b>	-11
RS		<b>2</b>	-2	<b>29</b>	-7	<b>17</b>	-1	<b>7</b>	0	<b>38</b>	-1
TR		<b>4</b>	1	<b>17</b>	-4	<b>23</b>	-7	<b>9</b>	-6	<b>70</b>	1

**QE6** When you are looking for information about the EU, its policies, its institutions, which of the following sources do you use?

(%)

































(MULTIPLE ANSWERS POSSIBLE)

		Radio		Institutional and official websites (governmental websites, etc.)		Information websites (websites from newspapers, news magazines, etc.)		Online social networks		Blogs	
		Aut.2018	Diff. Aut.2018 - Aut.2017	Aut.2018	Diff. Aut.2018 - Aut.2017	Aut.2018	Diff. Aut.2018 - Aut.2017	Aut.2018	Diff. Aut.2018 - Aut.2017	Aut.2018	Diff. Aut.2018 - Aut.2017
EU28		22	1	18	1	26	0	13	0	4	1
EURO AREA		23	0	20	1	26	1	12	0	4	0
NON-EURO AREA		21	3	15	0	26	-2	15	1	4	2
BE		31	7	22	4	27	-6	13	-2	3	0
BG		14	3	8	-3	16	0	13	-2	5	1
CZ		18	-1	14	1	19	-6	10	0	4	0
DK		29	0	23	1	38	2	20	2	1	-1
DE		28	-4	28	6	29	2	9	-2	2	-1
EE		15	0	24	5	21	-1	18	1	3	1
IE		34	-3	24	5	24	2	20	3	2	-5
EL		19	0	14	3	30	4	26	4	17	-5
ES		17	-4	11	-1	26	2	10	-4	2	1
FR		23	-1	18	0	23	0	11	1	3	1
HR		14	-1	8	-1	23	7	13	-2	2	-3
IT		14	2	14	0	22	3	12	1	5	1
CY		25	1	9	-4	22	2	35	5	12	-4
CY (tcc)		14	1	13	1	12	0	19	2	11	2
LV		24	4	16	-3	35	1	24	4	4	0
LT		25	2	10	-4	24	-3	22	3	14	3
LU		35	0	22	-7	39	0	15	-2	2	-1
HU		19	-4	10	2	20	0	13	-1	5	1
MT		18	-3	28	6	29	-2	20	-12	8	-2
NL		21	2	47	-1	46	4	12	2	3	2
AT		37	5	22	1	26	-4	19	-3	10	0
PL		18	0	10	-3	27	-4	12	-4	3	1
PT		21	0	8	-2	17	0	13	1	2	1
RO		19	5	7	-5	10	-5	13	0	3	-1
SI		31	11	21	-5	23	5	16	4	7	1
SK		34	10	14	3	16	3	18	3	9	2
FI		18	1	36	2	38	2	15	3	2	0
SE		25	3	40	-2	42	0	9	-5	3	1
UK		25	6	18	4	32	1	20	8	5	4
AL		19	-9	29	8	26	8	22	-1	4	0
MK		8	1	19	3	22	3	36	5	3	1
ME		6	-13	7	0	18	6	20	7	5	3
RS		5	0	7	-2	15	-1	11	-5	3	-1
TR		12	-1	10	-1	16	-5	22	-5	6	-3

**QE6** When you are looking for information about the EU, its policies, its institutions, which of the following sources do you use?

(%)

(MULTIPLE ANSWERS POSSIBLE)

































		Video hosting websites		Books, brochures, information leaflets		Telephone (Info lines, Europe Direct, etc.)		Other (SPONTANEOUS)	
		Aut.2018	Diff. Aut.2018 - Aut.2017	Aut.2018	Diff. Aut.2018 - Aut.2017	Aut.2018	Diff. Aut.2018 - Aut.2017	Aut.2018	Diff. Aut.2018 - Aut.2017
EU28		4	1	5	0	1	0	1	0
EURO AREA		4	1	5	-1	1	0	1	0
NON-EURO AREA		4	1	5	1	1	1	2	1
BE		3	1	6	2	1	0	1	1
BG		1	-1	4	2	0	-1	0	-1
CZ		6	0	2	-1	0	0	5	3
DK		2	1	9	1	0	0	4	3
DE		2	0	6	-1	0	0	0	0
EE		2	0	6	1	1	1	2	1
IE		2	-2	6	0	0	-1	0	-1
EL		6	-2	5	-1	0	-1	1	-1
ES		1	-1	1	0	0	0	1	1
FR		4	0	7	-1	2	0	2	1
HR		6	-2	4	1	1	1	2	1
IT		8	1	4	-1	1	1	1	0
CY		4	-2	4	2	0	-1	0	-1
CY (tcc)		14	0	10	2	7	1	2	0
LV		3	1	7	2	1	0	2	0
LT		7	2	3	0	4	3	0	-2
LU		3	-1	9	-4	1	0	3	0
HU		3	1	3	1	1	0	1	0
MT		11	3	5	-3	0	-2	2	1
NL		2	1	11	3	1	0	1	-1
AT		7	1	12	-1	4	1	2	0
PL		3	-1	2	-2	0	-1	1	0
PT		2	0	2	0	0	0	1	-2
RO		2	-1	3	0	0	-1	1	0
SI		9	2	5	2	1	0	1	0
SK		9	3	4	1	0	0	1	-2
FI		2	0	9	1	2	1	1	0
SE		8	0	14	-2	1	0	2	1
UK		4	2	6	2	1	1	3	2
AL		14	4	3	-1	1	1	0	0
MK		2	-1	4	0	1	-1	0	0
ME		3	2	3	-1	0	0	1	0
RS		5	0	5	-2	0	-1	1	0
TR		9	3	5	1	1	-1	3	1



**QE6** When you are looking for information about the EU, its policies, its institutions, which of the following sources do you use?






























(%)

(MULTIPLE ANSWERS POSSIBLE)

		Never look for such information, not interested (SPONTANEOUS)	Don't know	Total 'The Internet'	
		Aut.2018	Aut.2018	Aut.2018	Diff. Aut.2018 - Aut.2017
		Diff. Aut.2018 - Aut.2017			
EU28		21	1	42	0
EURO AREA		20	2	43	1
NON-EURO AREA		23	0	42	1
BE		19	2	44	-4
BG		34	6	27	-3
CZ		31	5	34	-5
DK		19	0	53	-1
DE		18	5	47	-1
EE		38	1	43	1
IE		17	0	48	4
EL		17	-4	50	5
ES		31	7	34	-3
FR		19	0	40	0
HR		25	3	36	2
IT		17	-4	37	2
CY		20	4	53	3
CY (tcc)		4	1	44	-1
LV		24	1	52	2
LT		33	7	44	-1
LU		5	0	57	-5
HU		20	2	37	2
MT		26	6	46	-8
NL		10	1	69	2
AT		16	-5	46	0
PL		26	-1	39	-3
PT		26	-3	30	0
RO		30	5	22	-7
SI		28	-4	45	3
SK		24	-4	36	6
FI		11	2	60	4
SE		18	2	61	-2
UK		18	-4	50	6
AL		6	-1	52	11
MK		19	-1	50	5
ME		26	-4	38	14
RS		36	5	24	-7
TR		8	0	41	-5






























**QE7.1** Generally speaking, do you think that the (NATIONALITY) ... talk(s) too much, about the right amount or too little about the EU?

**Television (%)**

		Too much		About the right amount		Too little		Don't know
		Aut.2018	Diff. Aut.2018 - Aut.2017	Aut.2018	Diff. Aut.2018 - Aut.2017	Aut.2018	Diff. Aut.2018 - Aut.2017	
EU28		15	2	54	-2	22	0	9
EURO AREA		11	0	55	-2	25	1	9
NON-EURO AREA		21	4	53	-2	16	-2	10
BE		6	-2	68	1	23	1	3
BG		28	7	58	-7	6	-2	8
CZ		14	-3	64	-2	13	2	9
DK		5	0	62	-3	23	0	10
DE		4	-1	65	-2	22	2	9
EE		7	-1	72	0	9	0	12
IE		15	2	62	5	14	-3	9
EL		34	-1	37	-1	25	1	4
ES		13	-3	50	-6	26	4	11
FR		8	-1	39	-2	41	2	12
HR		22	-6	60	3	14	2	4
IT		22	5	58	-4	16	3	4
CY		11	-6	52	5	26	3	11
LV		8	1	65	1	13	-1	14
LT		6	-3	73	3	13	2	8
LU		4	1	52	2	18	-3	26
HU		25	2	57	-3	10	-1	8
MT		9	-3	54	13	19	-11	18
NL		3	1	48	2	38	-3	11
AT		21	3	60	3	13	-6	6
PL		13	3	66	2	14	0	7
PT		9	-1	66	9	16	-8	9
RO		22	3	55	-1	14	-4	9
SI		14	-2	62	6	15	-4	9
SK		18	1	64	1	10	-1	8
FI		7	2	73	-1	12	0	8
SE		1	-2	49	-7	37	7	13
UK		31	8	41	-3	16	-5	12






























**QE7.2** Generally speaking, do you think that the (NATIONALITY) ... talk(s) too much, about the right amount or too little about the EU?

**Radio (%)**

		Too much		About the right amount		Too little		Don't know
		Aut.2018	Diff. Aut.2018 - Aut.2017	Aut.2018	Diff. Aut.2018 - Aut.2017	Aut.2018	Diff. Aut.2018 - Aut.2017	
EU28		9	2	49	-3	22	0	20
EURO AREA		6	0	48	-4	26	2	20
NON-EURO AREA		13	3	51	-1	16	0	20
BE		4	-3	62	1	29	4	5
BG		15	3	51	-4	6	-4	28
CZ		8	-1	61	-3	15	2	16
DK		2	0	56	-1	21	1	21
DE		2	-1	55	-6	27	3	16
EE		5	0	65	-2	11	1	19
IE		12	0	64	7	13	-4	11
EL		18	2	43	-6	25	4	14
ES		10	1	41	-10	25	6	24
FR		4	1	37	-5	35	3	24
HR		11	-6	59	2	18	1	12
IT		10	1	49	-6	22	4	19
CY		9	1	41	2	25	-3	25
LV		4	2	55	2	15	-1	26
LT		4	-1	66	1	13	1	17
LU		3	0	55	2	18	-3	24
HU		14	3	57	-2	11	0	18
MT		7	1	41	9	20	-10	32
NL		1	0	37	2	34	-2	28
AT		14	-1	61	7	17	-5	8
PL		8	1	65	6	13	-2	14
PT		2	0	49	9	17	-15	32
RO		14	4	46	1	21	0	19
SI		10	-2	63	8	16	-4	11
SK		14	2	64	1	11	-1	11
FI		4	1	60	-4	14	0	22
SE		0	-1	46	-6	34	9	20
UK		20	7	42	-3	14	-3	24






























**QE7.3** Generally speaking, do you think that the (NATIONALITY) ... talk(s) too much, about the right amount or too little about the EU?

Written press (%)

		Too much		About the right amount		Too little		Don't know
		Aut.2018	Diff. Aut.2018 - Aut.2017	Aut.2018	Diff. Aut.2018 - Aut.2017	Aut.2018	Diff. Aut.2018 - Aut.2017	Aut.2018
EU28		11	1	52	-2	16	1	21
EURO AREA		9	1	53	-4	17	1	21
NON-EURO AREA		17	4	48	-1	13	0	22
BE		6	-3	66	1	18	4	10
BG		16	2	46	-5	6	-2	32
CZ		13	-1	53	-8	12	4	22
DK		2	-1	49	-11	17	3	32
DE		5	0	64	-5	14	0	17
EE		5	-1	62	-1	9	2	24
IE		13	3	60	2	12	-3	15
EL		23	3	42	-5	16	2	19
ES		12	1	43	-8	19	4	26
FR		4	-1	42	-2	25	1	29
HR		16	0	54	-4	11	-1	19
IT		14	2	54	-6	14	3	18
CY		8	-4	39	3	13	-3	40
LV		4	1	49	-6	13	3	34
LT		4	-2	65	0	10	2	21
LU		5	1	64	-2	9	-2	22
HU		14	5	54	0	9	-3	23
MT		7	-1	37	3	12	-6	44
NL		3	0	53	-4	21	-2	23
AT		17	0	64	6	12	-5	7
PL		9	1	60	2	10	1	21
PT		6	1	49	4	12	-12	33
RO		11	1	45	7	21	3	23
SI		12	-2	60	5	14	-2	14
SK		15	3	58	1	9	-1	18
FI		6	2	74	-3	10	-1	10
SE		1	-2	51	-7	34	8	14
UK		28	8	39	-2	11	-1	22






























**QE7.4** Generally speaking, do you think that the (NATIONALITY) ... talk(s) too much, about the right amount or too little about the EU?

**Websites (%)**






























		Too much		About the right amount		Too little		Don't know
		Aut.2018	Diff. Aut.2018 - Aut.2017	Aut.2018	Diff. Aut.2018 - Aut.2017	Aut.2018	Diff. Aut.2018 - Aut.2017	
EU28		9	1	47	-2	13	2	31
EURO AREA		8	1	46	-3	14	2	32
NON-EURO AREA		11	2	50	0	10	1	29
BE		6	-1	60	1	17	3	17
BG		9	0	47	-1	5	0	39
CZ		10	1	53	-5	7	-1	30
DK		2	0	52	4	13	-1	33
DE		4	-1	54	-2	10	2	32
EE		8	1	58	-1	7	2	27
IE		11	4	53	3	11	-2	25
EL		12	2	49	-1	11	4	28
ES		11	-3	38	-5	18	4	33
FR		5	0	36	-4	22	4	37
HR		12	-2	54	4	10	-2	24
IT		12	3	46	-5	13	4	29
CY		12	-7	42	9	12	0	34
LV		9	4	56	-3	9	2	26
LT		4	-2	61	5	7	1	28
LU		4	1	51	0	9	-3	36
HU		10	2	58	5	7	0	25
MT		9	0	42	-1	12	-2	37
NL		3	0	47	-1	16	0	34
AT		17	3	51	2	8	-5	24
PL		9	2	61	1	6	0	24
PT		2	-2	38	2	10	-2	50
RO		8	1	44	5	17	3	31
SI		9	0	52	0	12	1	27
SK		13	2	50	-1	5	-1	32
FI		2	-1	64	4	8	0	26
SE		2	1	42	-3	23	2	33
UK		16	3	44	-1	10	1	30

**QE7.5** Generally speaking, do you think that the (NATIONALITY) ... talk(s) too much, about the right amount or too little about the EU?






























**Online social networks (%)**

		Too much		About the right amount		Too little		Don't know
		Aut.2018	Diff. Aut.2018 - Aut.2017	Aut.2018	Diff. Aut.2018 - Aut.2017	Aut.2018	Diff. Aut.2018 - Aut.2017	
EU28		9	1	36	-1	15	2	40
EURO AREA		8	0	33	-2	16	2	43
NON-EURO AREA		11	2	42	1	11	0	36
BE		6	-1	49	2	21	3	24
BG		7	1	42	-1	7	-1	44
CZ		11	3	39	-6	7	0	43
DK		3	-1	39	3	13	-1	45
DE		6	-1	30	-3	11	2	53
EE		8	3	42	-2	7	0	43
IE		10	3	48	3	12	-1	30
EL		13	3	41	2	16	3	30
ES		8	-2	33	-5	20	1	39
FR		6	0	21	-2	24	5	49
HR		11	0	49	2	11	-1	29
IT		10	1	41	-2	15	2	34
CY		11	-7	41	12	12	-1	36
LV		6	1	48	-1	10	1	36
LT		4	-1	53	4	9	3	34
LU		6	3	34	-3	11	-4	49
HU		11	3	54	6	7	-2	28
MT		10	1	38	3	14	-4	38
NL		4	0	23	-1	19	-1	54
AT		17	0	43	5	9	-3	31
PL		8	2	56	4	6	0	30
PT		2	-1	31	0	21	-2	46
RO		8	3	43	6	17	0	32
SI		10	1	43	1	11	-2	36
SK		11	0	46	-1	6	0	37
FI		5	1	45	3	10	-1	40
SE		5	0	23	-4	26	2	46
UK		18	3	34	-1	10	-1	38

**QE8.1** Do you think that the (NATIONALITY) ... present(s) the EU too positively, objectively or too negatively?  
Television (%)

		Too positively		Objectively		Too negatively		Don't know
		Aut.2018	Diff. Aut.2018 - Aut.2017	Aut.2018	Diff. Aut.2018 - Aut.2017	Aut.2018	Diff. Aut.2018 - Aut.2017	
EU28		18	0	53	-2	14	2	15
EURO AREA		19	0	54	-2	12	1	15
NON-EURO AREA		17	2	51	-3	17	2	15
BE		16	-1	72	3	7	-2	5
BG		34	5	50	-7	3	0	13
CZ		27	0	52	-6	6	2	15
DK		17	2	62	-1	8	-3	13
DE		15	-3	64	-1	9	1	12
EE		18	-2	61	1	3	1	18
IE		20	4	62	-2	5	-1	13
EL		43	1	32	1	17	-3	8
ES		21	0	46	-11	11	2	22
FR		16	-2	41	1	21	2	22
HR		37	8	53	-4	4	-3	6
IT		20	0	55	-4	13	6	12
CY		18	-3	59	5	6	-2	17
LV		16	0	60	2	4	-3	20
LT		16	-3	67	2	4	1	13
LU		11	-2	53	3	6	-1	30
HU		11	-3	51	-4	25	6	13
MT		14	-2	58	-4	1	-3	27
NL		18	0	56	6	14	-5	12
AT		28	2	60	1	6	-1	6
PL		16	2	60	5	10	0	14
PT		14	-2	66	2	7	3	13
RO		24	8	57	-5	8	-1	11
SI		13	-6	60	2	11	2	16
SK		25	5	57	-2	6	0	12
FI		15	1	72	0	3	0	10
SE		13	-1	61	-2	9	0	17
UK		13	2	41	-5	28	3	18






























**QE8.2** Do you think that the (NATIONALITY) ... present(s) the EU too positively, objectively or too negatively?  
Radio (%)

		Too positively		Objectively		Too negatively		Don't know
		Aut.2018	Diff. Aut.2018 - Aut.2017	Aut.2018	Diff. Aut.2018 - Aut.2017	Aut.2018	Diff. Aut.2018 - Aut.2017	
EU28		12	0	52	-2	10	1	26
EURO AREA		13	0	53	-2	8	0	26
NON-EURO AREA		12	1	51	-1	13	3	24
BE		13	-2	72	4	7	-2	8
BG		21	3	45	-7	2	-2	32
CZ		18	3	56	-7	4	0	22
DK		10	1	60	-4	6	0	24
DE		11	-1	63	-4	5	0	21
EE		13	-1	57	-3	3	2	27
IE		17	4	64	0	5	-1	14
EL		29	6	42	-8	12	2	17
ES		14	2	44	-10	9	1	33
FR		9	-3	43	3	14	0	34
HR		23	-2	58	3	5	-3	14
IT		15	1	50	-4	9	2	26
CY		13	0	51	1	5	-2	31
LV		11	0	56	4	2	-3	31
LT		13	-1	62	1	3	0	22
LU		12	0	54	0	5	-1	29
HU		6	-2	54	0	19	4	21
MT		11	-1	46	-8	1	-2	42
NL		9	1	51	2	8	-3	32
AT		23	1	61	2	6	-1	10
PL		12	0	62	6	6	0	20
PT		6	-3	54	4	4	-1	36
RO		17	5	50	3	12	1	21
SI		11	-4	62	1	10	3	17
SK		21	5	59	-1	5	0	15
FI		9	0	66	0	2	-1	23
SE		10	1	63	-1	4	-1	23
UK		8	0	41	-5	22	8	29
































**QE8.3** Do you think that the (NATIONALITY) ... present(s) the EU too positively, objectively or too negatively?

Written press (%)






























		Too positively		Objectively		Too negatively		Don't know
		Aut.2018	Diff. Aut.2018 - Aut.2017	Aut.2018	Diff. Aut.2018 - Aut.2017	Aut.2018	Diff. Aut.2018 - Aut.2017	
EU28		13	1	49	-2	12	1	26
EURO AREA		13	0	51	-3	10	1	26
NON-EURO AREA		12	2	45	0	17	2	26
BE		12	-3	68	7	8	-5	12
BG		20	2	39	-7	5	-2	36
CZ		16	-1	49	-7	8	3	27
DK		8	0	51	-8	7	-2	34
DE		13	0	59	-6	8	2	20
EE		13	-2	54	2	3	-1	30
IE		14	0	60	1	9	1	17
EL		28	4	38	-3	13	-1	21
ES		13	-1	43	-7	9	1	35
FR		9	-3	41	2	13	1	37
HR		27	8	48	-8	5	-3	20
IT		16	1	48	-7	12	5	24
CY		13	0	43	-1	5	-1	39
LV		9	-1	47	-1	4	-3	40
LT		10	-4	60	2	4	1	26
LU		13	3	53	-7	5	-2	29
HU		7	0	50	1	17	1	26
MT		8	0	41	-8	1	-2	50
NL		9	0	58	2	10	-5	23
AT		25	5	58	1	9	-4	8
PL		11	1	57	5	6	0	26
PT		6	-2	50	-3	7	1	37
RO		14	5	48	6	12	2	26
SI		10	-5	57	0	12	3	21
SK		18	3	55	2	6	0	21
FI		13	1	70	-3	5	0	12
SE		11	0	59	0	11	-1	19
UK		9	2	33	-2	32	6	26

**QE8.4** Do you think that the (NATIONALITY) ... present(s) the EU too positively, objectively or too negatively?  
**Websites (%)**

		Too positively		Objectively		Too negatively		Don't know
		Aut.2018	Diff. Aut.2018 - Aut.2017	Aut.2018	Diff. Aut.2018 - Aut.2017	Aut.2018	Diff. Aut.2018 - Aut.2017	
EU28		8	1	43	-1	12	2	37
EURO AREA		8	0	42	-1	12	2	38
NON-EURO AREA		9	3	45	-1	12	2	34
BE		10	-1	58	6	11	-2	21
BG		9	1	45	0	2	-2	44
CZ		10	1	46	-11	9	3	35
DK		7	0	52	8	6	-2	35
DE		6	0	43	-1	12	1	39
EE		10	1	52	4	5	0	33
IE		10	2	54	4	8	-2	28
EL		16	6	46	-5	8	2	30
ES		9	1	41	-6	10	0	40
FR		7	-1	29	0	17	3	47
HR		18	5	50	-3	6	-2	26
IT		8	-2	48	0	10	4	34
CY		11	1	46	2	5	-1	38
LV		10	2	50	2	6	-3	34
LT		9	-1	54	4	4	0	33
LU		7	0	44	-5	7	-1	42
HU		7	3	54	4	10	-1	29
MT		10	1	45	-8	3	-1	42
NL		8	2	38	-3	14	0	40
AT		17	6	46	-5	12	1	25
PL		10	4	58	2	4	-1	28
PT		2	-2	37	-1	8	2	53
RO		10	4	49	9	9	-1	32
SI		9	0	49	-3	10	3	32
SK		9	0	49	3	6	0	36
FI		5	-2	60	5	6	0	29
SE		7	0	35	-6	14	3	44
UK		7	1	34	-5	22	7	37






























**QE8.5** Do you think that the (NATIONALITY) ... present(s) the EU too positively, objectively or too negatively?

**Online social networks (%)**

		Too positively		Objectively		Too negatively		Don't know
		Aut.2018	Diff. Aut.2018 - Aut.2017	Aut.2018	Diff. Aut.2018 - Aut.2017	Aut.2018	Diff. Aut.2018 - Aut.2017	
EU28		6	0	33	-1	16	2	45
EURO AREA		6	0	30	-1	16	1	48
NON-EURO AREA		7	2	39	0	15	2	39
BE		9	1	45	4	18	-2	28
BG		8	1	40	-1	4	0	48
CZ		7	2	35	-8	13	4	45
DK		7	2	38	5	11	-3	44
DE		4	1	23	-2	19	1	54
EE		8	3	36	2	9	0	47
IE		8	2	49	3	10	-2	33
EL		14	3	40	-1	12	2	34
ES		8	1	34	-5	11	-1	47
FR		5	-1	19	2	20	3	56
HR		14	4	46	-3	9	-1	31
IT		7	-1	41	-3	13	6	39
CY		11	1	44	4	6	-1	39
LV		7	0	42	5	10	-3	41
LT		8	-2	47	6	5	0	40
LU		5	0	32	-2	12	0	51
HU		5	1	50	5	12	-1	33
MT		10	2	43	-4	3	-5	44
NL		5	1	15	-2	23	0	57
AT		14	4	37	2	19	-1	30
PL		8	3	54	4	5	0	33
PT		2	-2	34	2	15	1	49
RO		10	5	48	10	9	-2	33
SI		7	-1	41	0	12	2	40
SK		7	-1	43	0	9	2	41
FI		4	0	37	2	17	0	42
SE		4	-1	16	-6	24	0	56
UK		6	0	29	-2	23	5	42






























**QE9.1** For each of the following statements, please tell me to what extent it corresponds or not to the situation of the (NATIONALITY) media:

**(NATIONALITY) media provide trustworthy information (%)**

		Yes, definitely		Yes, to some extent		No, not really		No, not at all		It depends (SPONTANEOUS)		Don't know		Total 'Yes'		Total 'No'	
		Aut.2018	Diff. Aut.2018 - Sept.-Oct. 2016	Aut.2018	Diff. Aut.2018 - Sept.-Oct. 2016	Aut.2018	Diff. Aut.2018 - Sept.-Oct. 2016	Aut.2018	Diff. Aut.2018 - Sept.-Oct. 2016	Aut.2018	Diff. Aut.2018 - Sept.-Oct. 2016	Aut.2018	Diff. Aut.2018 - Sept.-Oct. 2016	Aut.2018	Diff. Aut.2018 - Sept.-Oct. 2016	Aut.2018	Diff. Aut.2018 - Sept.-Oct. 2016
EU28		9	-1	49	6	26	-3	10	-5	1	0	5	58	5	36	-8	
EURO AREA		10	0	50	6	26	-2	9	-6	1	0	4	60	6	35	-8	
NON-EURO AREA		9	0	47	7	26	-5	10	-5	1	-1	7	56	7	36	-10	
BE		9	-2	63	10	22	-5	4	-4	0	0	2	72	8	26	-9	
BG		10	-2	48	7	21	-2	9	-6	1	-1	11	58	5	30	-8	
CZ		9	-1	37	-4	35	1	14	1	0	-1	5	46	-5	49	2	
DK		23	4	57	-1	13	-1	3	-4	2	1	2	80	3	16	-5	
DE		16	-3	62	9	17	-3	4	-2	0	-1	1	78	6	21	-5	
EE		13	0	56	5	17	-7	3	-3	2	0	9	69	5	20	-10	
IE		13	1	60	11	14	-10	4	-8	1	0	8	73	12	18	-18	
EL		3	1	38	14	42	2	16	-17	0	-1	1	41	15	58	-15	
ES		4	0	40	6	33	2	16	-12	1	-1	6	44	6	49	-10	
FR		5	1	35	5	35	-3	18	-7	1	0	6	40	6	53	-10	
HR		7	-1	52	13	27	-7	9	-6	1	0	4	59	12	36	-13	
IT		6	-1	48	3	32	-2	8	-2	2	1	4	54	2	40	-4	
CY		3	-3	51	8	27	-4	12	-5	1	1	6	54	5	39	-9	
LV		5	-3	47	8	30	-3	5	-8	1	0	12	52	5	35	-11	
LT		8	-2	50	6	30	-3	6	-5	1	0	5	58	4	36	-8	
LU		14	-1	49	-1	14	-6	4	-3	1	-1	18	63	-2	18	-9	
HU		11	3	41	5	26	-8	17	-2	0	-1	5	52	8	43	-10	
MT		5	-4	41	6	32	-7	10	-2	1	-1	11	46	2	42	-9	
NL		19	4	63	5	13	-4	3	-4	1	-1	1	82	9	16	-8	
AT		22	2	54	2	15	-3	4	-4	3	2	2	76	4	19	-7	
PL		6	-1	48	11	27	-6	7	-8	2	-2	10	54	10	34	-14	
PT		6	-4	60	-3	19	0	4	-1	2	1	9	66	-7	23	-1	
RO		11	-3	48	4	27	-1	6	-5	2	1	6	59	1	33	-6	
SI		8	0	45	5	28	-4	14	-4	1	1	4	53	5	42	-8	
SK		6	-4	55	5	22	-4	7	-6	2	2	8	61	1	29	-10	
FI		29	-4	56	1	10	0	1	-1	1	1	3	85	-3	11	-1	
SE		29	10	55	-3	9	-6	3	-3	2	1	2	84	7	12	-9	
UK		5	-1	46	8	27	-8	13	-3	1	-1	8	51	7	40	-11	






























**QE9.2** For each of the following statements, please tell me to what extent it corresponds or not to the situation of the (NATIONALITY) media:

**(NATIONALITY) media provide a diversity of views and opinions (%)**

		Yes, definitely		Yes, to some extent		No, not really		No, not at all		It depends (SPONTANEOUS)		Don't know		Total 'Yes'		Total 'No'	
		Aut.2018	Diff. Aut.2018 - Sept.-Oct. 2016	Aut.2018	Diff. Aut.2018 - Sept.-Oct. 2016	Aut.2018	Diff. Aut.2018 - Sept.-Oct. 2016	Aut.2018	Diff. Aut.2018 - Sept.-Oct. 2016	Aut.2018	Diff. Aut.2018 - Sept.-Oct. 2016	Aut.2018	Diff. Aut.2018 - Sept.-Oct. 2016	Aut.2018	Diff. Aut.2018 - Sept.-Oct. 2016	Aut.2018	Diff. Aut.2018 - Sept.-Oct. 2016
EU28		18	-2	52	6	18	-4	6	-3	1	0	5	70	4	24	-7	
EURO AREA		19	-2	52	6	18	-3	6	-3	1	0	4	71	4	24	-6	
NON-EURO AREA		18	0	50	4	18	-4	7	-2	1	-1	6	68	4	25	-6	
BE		12	-5	62	8	19	-3	4	-2	1	1	2	74	3	23	-5	
BG		22	3	48	2	14	-3	7	-3	1	-1	8	70	5	21	-6	
CZ		15	-4	45	-2	26	0	9	3	1	0	4	60	-6	35	3	
DK		30	-2	49	-1	14	2	3	-1	1	0	3	79	-3	17	1	
DE		29	-6	54	10	12	-4	3	-1	0	0	2	83	4	15	-5	
EE		22	-6	53	6	13	-3	3	-1	1	0	8	75	0	16	-4	
IE		18	-2	60	9	12	-4	2	-7	0	-1	8	78	7	14	-11	
EL		14	5	49	10	27	-2	9	-14	0	0	1	63	15	36	-16	
ES		12	-2	46	3	23	0	11	-7	1	0	7	58	1	34	-7	
FR		17	1	45	4	23	-4	9	-5	0	0	6	62	5	32	-9	
HR		15	-4	56	7	20	-2	6	-2	0	0	3	71	3	26	-4	
IT		10	-1	55	2	21	-4	7	0	2	2	5	65	1	28	-4	
CY		16	2	57	10	16	-7	6	-7	1	1	4	73	12	22	-14	
LV		12	-2	55	3	18	-5	4	-2	1	1	10	67	1	22	-7	
LT		15	-7	59	7	18	1	4	-4	0	0	4	74	0	22	-3	
LU		13	-5	46	2	17	-4	2	-5	1	-2	21	59	-3	19	-9	
HU		18	0	42	-1	22	-3	14	2	0	0	4	60	-1	36	-1	
MT		20	-2	54	0	16	-1	1	-3	0	-1	9	74	-2	17	-4	
NL		37	-4	51	8	9	-2	1	-3	0	0	2	88	4	10	-5	
AT		24	-1	52	1	16	0	4	-2	2	1	2	76	0	20	-2	
PL		14	2	53	4	19	-1	6	-7	1	-2	7	67	6	25	-8	
PT		11	-6	66	3	11	-2	1	-1	2	1	9	77	-3	12	-3	
RO		24	-10	48	11	17	-2	4	-2	1	0	6	72	1	21	-4	
SI		15	0	47	2	22	-2	10	-4	1	0	5	62	2	32	-6	
SK		15	-3	59	2	13	-1	4	-6	1	1	8	74	-1	17	-7	
FI		25	-6	58	4	12	0	1	-1	1	1	3	83	-2	13	-1	
SE		26	-1	48	-1	19	2	4	-3	1	1	2	74	-2	23	-1	
UK		15	1	53	6	17	-8	7	-2	1	0	7	68	7	24	-10	






























**QE9.3** For each of the following statements, please tell me to what extent it corresponds or not to the situation of the (NATIONALITY) media:

**(NATIONALITY) media provide information free from political or commercial pressure (%)**

		Yes, definitely		Yes, to some extent		No, not really		No, not at all		It depends (SPONTANEOUS)		Don't know		Total 'Yes'		Total 'No'	
		Aut.2018	Diff. Aut.2018 - Sept.-Oct. 2016	Aut.2018	Diff. Aut.2018 - Sept.-Oct. 2016	Aut.2018	Diff. Aut.2018 - Sept.-Oct. 2016	Aut.2018	Diff. Aut.2018 - Sept.-Oct. 2016	Aut.2018	Diff. Aut.2018 - Sept.-Oct. 2016	Aut.2018	Diff. Aut.2018 - Sept.-Oct. 2016	Aut.2018	Diff. Aut.2018 - Sept.-Oct. 2016	Aut.2018	Diff. Aut.2018 - Sept.-Oct. 2016
EU28		7	-1	35	5	32	-3	17	-5	1	0	8	42	4	49	-8	
EURO AREA		8	0	35	4	32	-2	17	-6	1	0	7	43	4	49	-8	
NON-EURO AREA		7	-1	34	6	32	-4	17	-4	1	-1	9	41	5	49	-8	
BE		6	-2	45	6	34	-3	10	-4	1	0	4	51	4	44	-7	
BG		5	-4	28	-3	31	4	18	-2	1	-1	17	33	-7	49	2	
CZ		3	-5	22	-8	38	3	27	4	1	0	9	25	-13	65	7	
DK		20	1	38	-4	26	3	7	-3	1	-1	8	58	-3	33	0	
DE		11	-1	50	9	28	-5	7	-4	1	0	3	61	8	35	-9	
EE		9	1	39	0	28	-4	8	-5	1	-1	15	48	1	36	-9	
IE		10	-1	48	12	22	-6	8	-10	1	0	11	58	11	30	-16	
EL		2	0	13	3	40	2	43	-6	0	0	2	15	3	83	-4	
ES		4	1	23	2	34	2	30	-9	1	-1	8	27	3	64	-7	
FR		6	1	24	3	36	-3	22	-8	1	1	11	30	4	58	-11	
HR		7	-1	29	-2	32	1	24	-2	1	0	7	36	-3	56	-1	
IT		5	-2	29	-1	35	1	21	-2	3	2	7	34	-3	56	-1	
CY		2	-3	18	-2	30	-2	39	4	2	1	9	20	-5	69	2	
LV		4	-2	24	0	41	3	14	-7	1	0	16	28	-2	55	-4	
LT		7	0	32	0	37	3	14	-7	1	0	9	39	0	51	-4	
LU		10	2	32	4	26	-11	7	-6	1	-3	24	42	6	33	-17	
HU		10	4	28	0	28	-8	28	1	1	1	5	38	4	56	-7	
MT		3	-4	21	0	33	-7	33	8	0	-2	10	24	-4	66	1	
NL		20	1	46	4	21	-3	8	-3	1	-1	4	66	5	29	-6	
AT		14	0	41	1	29	-1	10	-3	2	1	4	55	1	39	-4	
PL		6	0	34	10	34	-3	15	-10	1	-2	10	40	10	49	-13	
PT		5	-2	45	5	22	-9	9	-5	3	1	16	50	3	31	-14	
RO		10	-3	42	9	30	-2	6	-10	3	2	9	52	6	36	-12	
SI		5	-1	22	-2	33	-1	31	-2	1	0	8	27	-3	64	-3	
SK		6	-2	37	-3	32	2	13	-6	1	1	11	43	-5	45	-4	
FI		19	-4	49	-6	21	3	4	1	1	1	6	68	-10	25	4	
SE		12	1	42	3	28	-2	13	-5	2	1	3	54	4	41	-7	
UK		4	-2	35	9	31	-11	19	0	1	-1	10	39	7	50	-11	






























**QE9.4** For each of the following statements, please tell me to what extent it corresponds or not to the situation of the (NATIONALITY) media:

**(NATIONALITY) public service media are free from political pressure (%)**

		Yes, definitely		Yes, to some extent		No, not really		No, not at all		It depends (SPONTANEOUS)		Don't know		Total 'Yes'		Total 'No'	
		Aut.2018	Diff. Aut.2018 - Sept.-Oct. 2016	Aut.2018	Diff. Aut.2018 - Sept.-Oct. 2016	Aut.2018	Diff. Aut.2018 - Sept.-Oct. 2016	Aut.2018	Diff. Aut.2018 - Sept.-Oct. 2016	Aut.2018	Diff. Aut.2018 - Sept.-Oct. 2016	Aut.2018	Diff. Aut.2018 - Sept.-Oct. 2016	Aut.2018	Diff. Aut.2018 - Sept.-Oct. 2016	Aut.2018	Diff. Aut.2018 - Sept.-Oct. 2016
EU28		8	0	31	4	32	-4	20	-4	1	0	8	39	4	52	-8	
EURO AREA		8	0	30	3	33	-2	21	-4	1	0	7	38	3	54	-6	
NON-EURO AREA		8	-1	33	5	29	-7	19	-2	1	0	10	41	4	48	-9	
BE		7	-2	41	6	35	-3	11	-5	1	0	5	48	4	46	-8	
BG		6	-2	26	-1	30	1	20	-3	2	1	16	32	-3	50	-2	
CZ		9	-3	27	-4	34	3	20	-2	1	0	9	36	-7	54	1	
DK		16	1	34	-5	26	-1	11	0	1	-1	12	50	-4	37	-1	
DE		12	-1	44	7	30	-4	10	-4	1	1	3	56	6	40	-8	
EE		11	1	38	3	27	-4	10	-7	1	0	13	49	4	37	-11	
IE		10	-1	45	12	23	-7	10	-9	0	-2	12	55	11	33	-16	
EL		1	0	12	4	39	1	46	-6	0	0	2	13	4	85	-5	
ES		3	1	19	1	35	1	34	-7	1	-1	8	22	2	69	-6	
FR		5	2	18	5	37	-4	29	-7	1	0	10	23	7	66	-11	
HR		7	-2	35	1	27	-1	22	-2	1	0	8	42	-1	49	-3	
IT		5	-1	25	-2	36	0	25	1	2	1	7	30	-3	61	1	
CY		3	-1	16	-1	29	-5	41	5	1	0	10	19	-2	70	0	
LV		5	1	19	-1	42	4	18	-10	2	1	14	24	0	60	-6	
LT		7	-1	28	-2	39	4	17	-5	1	-1	8	35	-3	56	-1	
LU		9	-1	27	4	26	-6	11	-8	1	-4	26	36	3	37	-14	
HU		10	3	28	5	25	-11	32	1	0	0	5	38	8	57	-10	
MT		2	-5	22	6	30	-10	34	4	0	-1	12	24	1	64	-6	
NL		20	0	38	3	27	-2	10	-2	1	0	4	58	3	37	-4	
AT		12	-1	40	5	30	-1	12	-5	2	1	4	52	4	42	-6	
PL		6	1	31	8	33	-5	20	-6	1	-2	9	37	9	53	-11	
PT		3	-5	40	1	24	-7	13	0	4	2	16	43	-4	37	-7	
RO		10	-5	42	11	27	-3	9	-9	2	1	10	52	6	36	-12	
SI		8	-4	22	-2	27	0	32	-2	2	1	9	30	-6	59	-2	
SK		8	-2	37	-3	30	2	13	-6	1	1	11	45	-5	43	-4	
FI		13	-2	46	-4	27	0	6	0	1	0	7	59	-6	33	0	
SE		25	5	35	0	24	-3	12	-3	1	0	3	60	5	36	-6	
UK		5	-2	34	7	28	-14	20	1	1	0	12	39	5	48	-13	

**QE10.1** Please tell me whether you totally agree, tend to agree, tend to disagree or totally disagree with each of the following statements.






























**You often come across news or information that you believe misrepresent reality or are even false**  
(%)

		Totally agree	Tend to agree	Tend to disagree	Totally disagree	Don't know	Total 'Agree'	Total 'Disagree'
EU28		21	47	21	4	7	68	25
EURO AREA		20	47	23	4	6	67	27
NON-EURO AREA		22	48	17	4	9	70	21
BE		14	59	21	4	2	73	25
BG		14	37	25	6	18	51	31
CZ		18	48	22	2	10	66	24
DK		14	41	31	10	4	55	41
DE		14	41	33	6	6	55	39
EE		7	40	33	8	12	47	41
IE		22	50	17	3	8	72	20
EL		29	59	8	3	1	88	11
ES		28	51	12	2	7	79	14
FR		36	47	10	2	5	83	12
HR		20	51	21	3	5	71	24
IT		11	50	25	6	8	61	31
CY		32	46	12	4	6	78	16
LV		13	49	23	5	10	62	28
LT		12	50	25	3	10	62	28
LU		19	43	22	3	13	62	25
HU		26	45	18	5	6	71	23
MT		22	56	8	2	12	78	10
NL		11	40	39	7	3	51	46
AT		21	39	28	9	3	60	37
PL		16	52	18	4	10	68	22
PT		8	47	33	2	10	55	35
RO		18	54	16	3	9	72	19
SI		19	49	22	4	6	68	26
SK		14	52	19	2	13	66	21
FI		9	42	38	7	4	51	45
SE		21	45	22	10	2	66	32
UK		28	47	13	2	10	75	15
































**QE10.2** Please tell me whether you totally agree, tend to agree, tend to disagree or totally disagree with each of the following statements.

**It is easy for you to identify news or information that you believe misrepresent reality or are even false (%)**

		Totally agree	Tend to agree	Tend to disagree	Totally disagree	Don't know	Total 'Agree'	Total 'Disagree'
EU28		14	44	28	6	8	58	34
EURO AREA		13	42	31	7	7	55	38
NON-EURO AREA		16	47	23	4	10	63	27
BE		10	48	34	5	3	58	39
BG		14	40	21	5	20	54	26
CZ		10	34	38	8	10	44	46
DK		16	46	27	4	7	62	31
DE		13	47	26	6	8	60	32
EE		9	44	25	7	15	53	32
IE		22	51	15	3	9	73	18
EL		21	48	26	4	1	69	30
ES		16	36	33	6	9	52	39
FR		14	41	34	6	5	55	40
HR		14	53	21	5	7	67	26
IT		7	40	35	11	7	47	46
CY		28	45	16	4	7	73	20
LV		20	45	21	4	10	65	25
LT		12	51	23	4	10	63	27
LU		12	47	22	5	14	59	27
HU		19	40	27	8	6	59	35
MT		19	44	18	5	14	63	23
NL		11	42	36	6	5	53	42
AT		19	39	29	7	6	58	36
PL		17	47	23	2	11	64	25
PT		5	43	36	5	11	48	41
RO		19	40	28	3	10	59	31
SI		13	44	32	5	6	57	37
SK		13	49	21	2	15	62	23
FI		15	56	21	2	6	71	23
SE		20	52	22	3	3	72	25
UK		16	53	18	3	10	69	21






























**QE10.3** Please tell me whether you totally agree, tend to agree, tend to disagree or totally disagree with each of the following statements.

**The existence of news or information that misrepresent reality or is even false is a problem in (OUR COUNTRY)**  
(%)

		Totally agree	Tend to agree	Tend to disagree	Totally disagree	Don't know	Total 'Agree'	Total 'Disagree'
EU28		25	46	17	3	9	71	20
EURO AREA		26	44	18	4	8	70	22
NON-EURO AREA		24	48	14	4	10	72	18
BE		15	50	27	4	4	65	31
BG		29	39	13	4	15	68	17
CZ		22	43	19	4	12	65	23
DK		15	30	35	13	7	45	48
DE		22	40	24	6	8	62	30
EE		9	33	32	9	17	42	41
IE		19	44	23	3	11	63	26
EL		47	45	5	1	2	92	6
ES		31	48	11	1	9	79	12
FR		34	47	10	2	7	81	12
HR		31	49	12	2	6	80	14
IT		24	48	17	3	8	72	20
CY		45	43	5	2	5	88	7
LV		25	46	14	3	12	71	17
LT		20	49	16	2	13	69	18
LU		13	29	27	8	23	42	35
HU		25	50	16	3	6	75	19
MT		30	42	11	3	14	72	14
NL		17	38	32	8	5	55	40
AT		23	38	28	6	5	61	34
PL		19	54	13	4	10	73	17
PT		10	41	34	1	14	51	35
RO		19	50	18	4	9	69	22
SI		27	46	15	4	8	73	19
SK		20	50	15	0	15	70	15
FI		8	26	43	17	6	34	60
SE		37	37	16	7	3	74	23
UK		26	49	11	2	12	75	13






























**QE10.4** Please tell me whether you totally agree, tend to agree, tend to disagree or totally disagree with each of the following statements.

**The existence of news or information that misrepresent reality or is even false is a problem for democracy in general (%)**

		Totally agree	Tend to agree	Tend to disagree	Totally disagree	Don't know	Total 'Agree'	Total 'Disagree'
EU28		32	44	12	3	9	76	15
EURO AREA		34	43	12	3	8	77	15
NON-EURO AREA		29	47	11	3	10	76	14
BE		24	55	17	1	3	79	18
BG		40	36	7	3	14	76	10
CZ		32	40	14	4	10	72	18
DK		36	33	16	6	9	69	22
DE		33	40	15	4	8	73	19
EE		21	45	12	4	18	66	16
IE		24	49	14	2	11	73	16
EL		52	41	4	1	2	93	5
ES		37	46	8	1	8	83	9
FR		45	39	7	1	8	84	8
HR		33	48	11	2	6	81	13
IT		24	48	16	4	8	72	20
CY		50	40	3	2	5	90	5
LV		31	43	9	2	15	74	11
LT		29	49	9	2	11	78	11
LU		37	35	9	3	16	72	12
HU		26	48	15	4	7	74	19
MT		47	33	7	0	13	80	7
NL		35	41	15	5	4	76	20
AT		31	39	19	5	6	70	24
PL		18	55	14	3	10	73	17
PT		15	49	22	1	13	64	23
RO		19	50	18	3	10	69	21
SI		36	43	11	2	8	79	13
SK		25	47	13	1	14	72	14
FI		30	37	19	5	9	67	24
SE		61	27	6	4	2	88	10
UK		32	47	7	1	13	79	8






























**QE11.1** Regardless of whether you participate in online social networks or not (social networking websites, blogs, video hosting websites), please tell me whether you totally agree, tend to agree, tend to disagree or totally disagree with each of the following statements.

**Online social networks are a modern way to keep abreast of political affairs (%)**

		Totally agree		Tend to agree		Tend to disagree		Totally disagree		Don't know	Total 'Agree'		Total 'Disagree'	
		Aut.2018	Diff. Aut.2018 - Aut.2017	Aut.2018	Diff. Aut.2018 - Aut.2017	Aut.2018	Diff. Aut.2018 - Aut.2017	Aut.2018	Diff. Aut.2018 - Aut.2017	Aut.2018	Aut.2018	Diff. Aut.2018 - Aut.2017	Aut.2018	Diff. Aut.2018 - Aut.2017
EU28		16	-2	41	2	16	1	8	-1	19	57	0	24	0
EURO AREA		15	-2	40	1	17	1	9	0	19	55	-1	26	1
NON-EURO AREA		18	-2	41	2	16	3	5	-2	20	59	0	21	1
BE		10	-3	51	4	21	1	8	-2	10	61	1	29	-1
BG		26	-1	35	1	8	2	5	0	26	61	0	13	2
CZ		15	0	40	-1	17	-2	6	1	22	55	-1	23	-1
DK		29	-2	36	-2	15	2	9	0	11	65	-4	24	2
DE		14	1	33	0	18	-1	10	0	25	47	1	28	-1
EE		15	1	39	1	13	-2	5	0	28	54	2	18	-2
IE		23	-2	45	0	11	1	6	0	15	68	-2	17	1
EL		23	-1	45	5	12	0	4	-5	16	68	4	16	-5
ES		18	-8	44	1	11	0	7	1	20	62	-7	18	1
FR		13	0	35	-2	19	1	13	-2	20	48	-2	32	-1
HR		29	11	40	-4	11	-3	5	0	15	69	7	16	-3
IT		14	-3	44	-1	18	6	8	2	16	58	-4	26	8
CY		28	-4	38	5	6	-3	4	-1	24	66	1	10	-4
LV		31	2	40	0	10	-1	5	0	14	71	2	15	-1
LT		19	-2	42	5	11	-1	2	-3	26	61	3	13	-4
LU		16	2	39	-2	17	3	8	-2	20	55	0	25	1
HU		19	-5	41	4	16	6	7	0	17	60	-1	23	6
MT		18	-6	47	4	6	-1	3	-1	26	65	-2	9	-2
NL		18	-2	43	3	22	0	12	1	5	61	1	34	1
AT		19	0	43	3	16	-2	7	1	15	62	3	23	-1
PL		17	-3	46	5	11	2	2	-1	24	63	2	13	1
PT		9	-1	42	7	18	-3	9	-3	22	51	6	27	-6
RO		17	-1	43	8	21	8	4	-9	15	60	7	25	-1
SI		25	3	39	-2	13	0	6	-1	17	64	1	19	-1
SK		18	-5	47	7	11	2	2	-3	22	65	2	13	-1
FI		23	2	38	2	19	0	4	-3	16	61	4	23	-3
SE		26	3	36	-4	20	4	10	-2	8	62	-1	30	2
UK		16	-2	41	1	17	2	5	-3	21	57	-1	22	-1






























**QE11.2** Regardless of whether you participate in online social networks or not (social networking websites, blogs, video hosting websites), please tell me whether you totally agree, tend to agree, tend to disagree or totally disagree with each of the following statements.

**Information on political affairs from online social networks cannot be trusted (%)**

		Totally agree		Tend to agree		Tend to disagree		Totally disagree		Don't know	Total 'Agree'		Total 'Disagree'	
		Aut.2018	Diff. Aut.2018 - Aut.2017	Aut.2018	Diff. Aut.2018 - Aut.2017	Aut.2018	Diff. Aut.2018 - Aut.2017	Aut.2018	Diff. Aut.2018 - Aut.2017		Aut.2018	Diff. Aut.2018 - Aut.2017	Aut.2018	Diff. Aut.2018 - Aut.2017
EU28		17	-1	37	2	19	0	4	-2	23	54	1	23	-2
EURO AREA		17	-2	37	2	19	1	5	-1	22	54	0	24	0
NON-EURO AREA		17	0	38	2	18	-1	4	-2	23	55	2	22	-3
BE		14	-4	49	8	22	0	4	-1	11	63	4	26	-1
BG		9	0	24	3	24	0	10	-3	33	33	3	34	-3
CZ		8	0	34	0	25	-2	5	-2	28	42	0	30	-4
DK		12	-9	39	-2	23	5	9	5	17	51	-11	32	10
DE		17	-1	34	0	16	-1	5	1	28	51	-1	21	0
EE		10	-3	38	4	16	-1	3	-1	33	48	1	19	-2
IE		23	-3	43	5	15	1	3	-2	16	66	2	18	-1
EL		9	-3	33	8	31	2	5	-5	22	42	5	36	-3
ES		20	-6	39	4	14	-2	3	-2	24	59	-2	17	-4
FR		23	-4	36	2	14	0	5	-1	22	59	-2	19	-1
HR		15	6	32	0	25	-2	9	-1	19	47	6	34	-3
IT		12	1	36	3	25	3	6	-3	21	48	4	31	0
CY		12	-4	32	3	21	-2	5	-2	30	44	-1	26	-4
LV		18	0	40	3	19	-1	3	-1	20	58	3	22	-2
LT		13	0	37	2	16	-1	2	-2	32	50	2	18	-3
LU		17	-1	38	3	16	-2	4	0	25	55	2	20	-2
HU		18	0	38	7	21	1	3	-2	20	56	7	24	-1
MT		16	-3	43	4	11	-5	1	-1	29	59	1	12	-6
NL		14	-6	43	2	29	6	3	0	11	57	-4	32	6
AT		16	-4	38	1	22	3	6	1	18	54	-3	28	4
PL		14	4	34	3	20	-5	4	0	28	48	7	24	-5
PT		8	-1	45	6	17	-2	3	-2	27	53	5	20	-4
RO		15	1	43	10	22	2	3	-8	17	58	11	25	-6
SI		22	0	36	2	17	-2	5	0	20	58	2	22	-2
SK		11	0	36	9	24	0	5	-5	24	47	9	29	-5
FI		18	-6	39	0	23	8	1	-3	19	57	-6	24	5
SE		35	0	42	2	12	0	2	-3	9	77	2	14	-3
UK		20	-1	40	-3	13	-1	3	-1	24	60	-4	16	-2






























**QE11.3** Regardless of whether you participate in online social networks or not (social networking websites, blogs, video hosting websites), please tell me whether you totally agree, tend to agree, tend to disagree or totally disagree with each of the following statements.

**Online social networks can get people interested in political affairs (%)**






























		Totally agree		Tend to agree		Tend to disagree		Totally disagree		Don't know	Total 'Agree'		Total 'Disagree'	
		Aut.2018	Diff. Aut.2018 - Aut.2017	Aut.2018	Diff. Aut.2018 - Aut.2017	Aut.2018	Diff. Aut.2018 - Aut.2017	Aut.2018	Diff. Aut.2018 - Aut.2017		Aut.2018	Diff. Aut.2018 - Aut.2017	Aut.2018	Diff. Aut.2018 - Aut.2017
EU28		16	-1	43	1	15	1	6	-1	20	59	0	21	0
EURO AREA		15	-1	43	2	15	0	7	-1	20	58	1	22	-1
NON-EURO AREA		19	0	44	0	13	2	4	-1	20	63	0	17	1
BE		10	-1	52	4	21	2	7	-4	10	62	3	28	-2
BG		17	-1	29	-1	15	4	10	0	29	46	-2	25	4
CZ		12	0	35	-4	22	1	8	1	23	47	-4	30	2
DK		24	-2	46	1	10	0	7	1	13	70	-1	17	1
DE		16	3	42	1	12	-3	6	-1	24	58	4	18	-4
EE		12	-1	46	3	10	-1	3	-1	29	58	2	13	-2
IE		22	-1	47	-1	10	1	6	0	15	69	-2	16	1
EL		17	3	40	1	17	0	7	-5	19	57	4	24	-5
ES		17	-7	43	0	12	2	7	0	21	60	-7	19	2
FR		12	0	31	-3	22	3	13	-3	22	43	-3	35	0
HR		23	9	41	-2	12	-5	7	1	17	64	7	19	-4
IT		14	-2	50	8	14	-1	6	1	16	64	6	20	0
CY		13	-4	39	8	15	-3	8	-5	25	52	4	23	-8
LV		25	2	47	3	10	-2	3	-2	15	72	5	13	-4
LT		15	-4	42	4	12	2	4	-2	27	57	0	16	0
LU		14	1	40	0	17	2	8	-2	21	54	1	25	0
HU		19	-1	38	0	18	6	8	1	17	57	-1	26	7
MT		12	-7	48	2	7	-1	5	0	28	60	-5	12	-1
NL		22	2	58	0	9	-1	5	0	6	80	2	14	-1
AT		19	1	41	-3	18	2	6	1	16	60	-2	24	3
PL		17	-1	46	1	11	3	2	0	24	63	0	13	3
PT		6	-4	42	5	22	0	7	-1	23	48	1	29	-1
RO		15	1	44	8	22	7	3	-10	16	59	9	25	-3
SI		22	6	42	1	12	-3	7	-3	17	64	7	19	-6
SK		18	-1	45	6	12	2	2	-4	23	63	5	14	-2
FI		24	4	45	0	13	0	2	-3	16	69	4	15	-3
SE		38	1	45	-1	6	0	3	0	8	83	0	9	0
UK		20	0	47	-1	11	2	2	-3	20	67	-1	13	-1

**QE11.4** Regardless of whether you participate in online social networks or not (social networking websites, blogs, video hosting websites), please tell me whether you totally agree, tend to agree, tend to disagree or totally disagree with each of the following statements.

**Online social networks are a good way to have your say on political issues (%)**






























		Totally agree		Tend to agree		Tend to disagree		Totally disagree		Don't know	Total 'Agree'		Total 'Disagree'	
		Aut.2018	Diff. Aut.2018 - Aut.2017	Aut.2018	Diff. Aut.2018 - Aut.2017	Aut.2018	Diff. Aut.2018 - Aut.2017	Aut.2018	Diff. Aut.2018 - Aut.2017		Aut.2018	Diff. Aut.2018 - Aut.2017	Aut.2018	Diff. Aut.2018 - Aut.2017
EU28		15	-1	39	1	17	0	9	0	20	54	0	26	0
EURO AREA		14	-2	39	1	18	1	10	0	19	53	-1	28	1
NON-EURO AREA		17	0	40	2	16	0	7	-1	20	57	2	23	-1
BE		9	-1	48	5	23	-2	10	-2	10	57	4	33	-4
BG		25	1	33	0	8	0	6	1	28	58	1	14	1
CZ		15	0	41	0	17	-3	6	1	21	56	0	23	-2
DK		16	-5	35	-1	20	2	17	3	12	51	-6	37	5
DE		12	-1	36	1	17	-1	11	1	24	48	0	28	0
EE		16	0	38	1	13	2	6	0	27	54	1	19	2
IE		20	0	44	-2	14	2	7	-1	15	64	-2	21	1
EL		18	0	41	1	15	0	8	-2	18	59	1	23	-2
ES		16	-5	40	1	15	1	9	0	20	56	-4	24	1
FR		16	0	34	-2	17	0	12	-1	21	50	-2	29	-1
HR		18	5	37	-4	15	-2	12	3	18	55	1	27	1
IT		11	-4	44	1	22	7	8	2	15	55	-3	30	9
CY		25	0	33	-3	12	1	6	-1	24	58	-3	18	0
LV		26	-1	42	4	11	-3	6	1	15	68	3	17	-2
LT		17	-2	40	2	12	-1	4	0	27	57	0	16	-1
LU		14	1	39	0	18	2	9	-1	20	53	1	27	1
HU		21	-2	40	2	15	5	7	1	17	61	0	22	6
MT		13	-5	45	8	9	-7	6	0	27	58	3	15	-7
NL		12	0	37	1	28	1	17	-1	6	49	1	45	0
AT		20	1	41	-1	17	0	8	1	14	61	0	25	1
PL		16	0	46	4	11	-1	3	0	24	62	4	14	-1
PT		8	-2	46	1	13	2	10	-2	23	54	-1	23	0
RO		16	-1	44	10	20	5	5	-7	15	60	9	25	-2
SI		22	4	39	-1	14	-1	7	-2	18	61	3	21	-3
SK		21	0	43	5	12	2	2	-4	22	64	5	14	-2
FI		18	0	44	5	15	-3	6	-1	17	62	5	21	-4
SE		21	2	38	-2	22	1	11	0	8	59	0	33	1
UK		16	1	36	-2	19	0	7	-2	22	52	-1	26	-2

**QF1** With which of the following two statements do you most agree?  
(%)






























		The EU should have greater financial means given its political objectives	The EU's financial means match its political objectives	Don't know
EU28		40	41	19
EURO AREA		42	40	18
NON-EURO AREA		36	43	21
BE		42	55	3
BG		41	29	30
CZ		34	52	14
DK		11	75	14
DE		33	46	21
EE		35	39	26
IE		46	37	17
EL		48	41	11
ES		56	24	20
FR		42	38	20
HR		55	36	9
IT		49	35	16
CY		69	22	9
LV		46	37	17
LT		29	47	24
LU		29	55	16
HU		53	34	13
MT		41	36	23
NL		24	66	10
AT		30	60	10
PL		42	34	24
PT		47	26	27
RO		52	34	14
SI		32	58	10
SK		36	46	18
FI		35	54	11
SE		20	63	17
UK		27	49	24



**QF2a** On which of the following do you think most of the EU budget is spent? Firstly?  
(%)

		Economic and monetary policy	Scientific research and innovation	Education, training, culture and media	Transport and energy infrastructures	SMEs and competitiveness	Digital infrastructures	Climate change and environmental protection	Agriculture and rural development	Regional investment
EU28		10	3	3	4	1	1	3	10	3
EURO AREA		13	3	2	3	1	1	3	9	2
NON-EURO AREA		6	3	3	5	1	1	3	11	5
BE		12	3	4	3	3	0	6	8	2
BG		5	1	1	6	1	2	2	3	4
CZ		6	3	2	5	1	1	2	6	6
DK		6	2	1	2	1	0	5	27	4
DE		10	2	1	4	1	1	3	16	2
EE		7	1	2	5	0	1	1	10	6
IE		8	3	5	6	1	1	8	9	6
EL		15	7	1	5	1	1	1	3	4
ES		13	2	3	3	0	1	3	4	2
FR		15	4	2	4	1	0	2	10	1
HR		10	3	2	3	5	2	3	6	5
IT		13	3	3	3	2	3	3	2	3
CY		10	5	5	2	1	0	4	6	2
LV		8	1	2	3	0	1	1	6	5
LT		9	3	4	2	0	1	2	13	6
LU		11	3	4	4	1	1	3	19	3
HU		10	4	3	4	2	2	3	5	3
MT		4	4	8	4	1	1	5	6	5
NL		17	1	1	3	0	0	4	24	3
AT		9	4	2	3	2	2	6	11	6
PL		4	3	3	7	1	1	4	14	7
PT		10	1	2	1	1	1	2	3	1
RO		6	5	7	7	4	2	3	6	3
SI		8	2	2	2	2	0	2	7	3
SK		7	4	2	4	0	1	4	4	4
FI		21	1	1	3	1	0	2	15	6
SE		13	2	1	2	2	0	2	39	6
UK		6	2	3	4	0	0	3	10	4






























**QF2a** On which of the following do you think most of the EU budget is spent? Firstly?  
(%)

		Assistance to EU neighbours, including candidate countries	Development and humanitarian aid to countries outside the EU	Defence and security	Immigration issues	Employment, social affairs and public health	Administrative and personnel costs, buildings	Other (SPONTANEOUS)	None (SPONTANEOUS)	Don't know
EU28		6	3	9	8	5	13	2	2	14
EURO AREA		6	3	9	8	5	15	2	2	13
NON-EURO AREA		5	3	9	8	5	11	3	1	17
BE		6	3	11	12	8	14	3	0	2
BG		5	2	9	14	4	14	1	2	24
CZ		7	5	9	20	3	12	3	1	8
DK		2	1	6	4	4	21	4	1	9
DE		9	2	6	8	3	17	0	2	13
EE		6	3	14	11	3	4	1	2	23
IE		3	4	7	5	9	15	1	1	8
EL		3	3	15	14	4	11	1	1	10
ES		4	3	13	5	4	18	3	4	15
FR		7	3	9	5	4	10	3	2	18
HR		5	3	9	11	7	16	1	1	8
IT		3	3	10	12	6	15	2	3	11
CY		1	3	8	14	4	13	1	3	18
LV		6	2	24	8	4	9	3	1	16
LT		4	2	25	5	3	5	2	2	12
LU		9	1	6	4	4	14	4	1	8
HU		4	4	7	21	6	7	1	1	13
MT		2	1	5	6	7	20	1	1	19
NL		8	3	5	4	5	15	1	0	6
AT		9	3	6	6	7	16	1	1	6
PL		4	3	8	6	6	10	1	0	18
PT		4	4	5	3	5	12	12	2	31
RO		5	4	9	6	7	7	1	1	17
SI		5	2	9	5	7	27	2	2	13
SK		4	4	15	18	6	12	2	1	8
FI		3	1	5	9	5	21	1	0	5
SE		5	2	3	3	4	11	0	0	5
UK		6	3	12	6	4	11	4	2	20

**QF2T** On which of the following do you think most of the EU budget is spent? Firstly? Any others?

(%)






























(MAX. 4 ANSWERS)

		Economic and monetary policy	Scientific research and innovation	Education, training, culture and media	Transport and energy infrastructures	SMEs and competitiveness	Digital infrastructures	Climate change and environmental protection	Agriculture and rural development	Regional investment
EU28		28	12	11	16	5	6	13	23	14
EURO AREA		31	12	10	15	5	6	13	21	12
NON-EURO AREA		21	13	13	17	5	6	14	26	17
BE		37	15	21	12	10	6	23	23	12
BG		16	8	8	19	7	8	10	14	14
CZ		18	16	8	17	7	6	12	18	18
DK		21	13	8	13	3	3	24	54	20
DE		30	9	6	17	3	6	13	32	11
EE		20	7	12	19	1	5	8	23	17
IE		25	15	19	24	7	7	23	33	20
EL		37	21	10	23	6	13	11	15	15
ES		30	9	11	14	4	3	11	10	7
FR		32	13	11	12	6	5	12	21	10
HR		30	17	17	15	14	8	13	17	16
IT		30	15	14	13	7	10	10	9	13
CY		26	16	18	10	8	4	20	27	8
LV		20	9	15	17	1	4	8	23	13
LT		24	16	18	13	1	5	13	32	15
LU		26	13	16	19	6	4	14	29	15
HU		28	14	12	17	8	10	17	20	14
MT		17	15	24	18	4	6	22	14	20
NL		42	10	10	18	3	3	20	43	21
AT		30	20	11	21	11	10	28	30	22
PL		16	12	12	20	4	7	16	30	19
PT		23	8	11	5	6	5	9	10	5
RO		23	15	22	18	14	10	13	20	12
SI		22	9	11	13	7	5	8	24	11
SK		21	15	11	17	5	8	12	18	16
FI		53	11	7	21	7	3	19	37	28
SE		37	12	7	20	9	3	16	64	29
UK		21	12	14	15	2	4	11	22	16






























**QF2T** On which of the following do you think most of the EU budget is spent? Firstly? Any others?

(%)






























(MAX. 4 ANSWERS)

		Assistance to EU neighbours, including candidate countries	Development and humanitarian aid to countries outside the EU	Defence and security	Immigration issues	Employment, social affairs and public health	Administrative and personnel costs, buildings	Other (SPONTANEOUS)	None (SPONTANEOUS)	Don't know
EU28		18	12	26	24	16	29	3	3	14
EURO AREA		19	12	26	24	16	32	3	3	13
NON-EURO AREA		15	11	24	23	17	24	3	2	17
BE		22	14	30	34	28	30	4	0	2
BG		14	13	25	34	13	28	3	2	24
CZ		21	21	29	44	15	25	5	3	8
DK		12	13	28	22	13	41	7	1	9
DE		27	14	23	23	13	38	1	3	13
EE		15	12	29	28	8	15	2	2	23
IE		15	13	26	21	25	33	2	1	8
EL		15	16	38	37	14	32	2	2	10
ES		12	8	30	17	14	35	5	6	15
FR		19	10	24	16	12	22	4	3	18
HR		17	13	24	34	23	29	2	2	8
IT		13	15	28	33	20	30	4	4	11
CY		11	13	26	31	15	23	2	3	18
LV		17	12	45	31	14	17	4	2	16
LT		14	9	47	25	17	14	2	4	12
LU		21	10	24	19	17	32	5	3	8
HU		14	17	22	41	16	16	2	2	13
MT		8	7	25	19	20	30	2	1	19
NL		29	13	27	27	18	35	2	1	6
AT		30	19	22	26	20	42	1	1	6
PL		12	11	21	20	20	26	2	1	18
PT		18	11	17	21	15	31	13	3	31
RO		17	14	27	19	19	17	1	2	17
SI		14	8	29	26	19	41	4	7	13
SK		17	16	38	43	17	24	5	1	8
FI		16	8	29	29	23	49	1	1	5
SE		22	13	21	19	15	35	1	1	6
UK		14	7	25	19	16	21	5	4	20

**QF3a** And on which of the following would you like EU budget to be spent? Firstly?  
(%)

		Economic and monetary policy	Scientific research and innovation	Education, training, culture and media	Transport and energy infrastructures	SMEs and competitiveness	Digital infrastructures	Climate change and environmental protection	Agriculture and rural development	Regional investment
EU28		5	7	11	3	3	2	12	5	5
EURO AREA		5	8	12	3	3	2	13	4	4
NON-EURO AREA		5	5	10	4	2	1	11	6	6
BE		6	6	14	3	3	2	15	3	4
BG		5	4	10	2	5	1	4	9	6
CZ		2	6	7	5	4	1	10	7	7
DK		2	8	7	1	1	0	26	5	3
DE		5	7	11	3	5	4	19	4	4
EE		10	8	14	4	1	1	6	11	5
IE		5	4	13	5	2	2	12	6	6
EL		13	7	11	1	7	1	3	5	2
ES		4	9	21	2	2	0	6	4	1
FR		2	7	12	3	5	0	15	5	3
HR		10	4	11	1	6	1	4	10	5
IT		8	12	7	3	1	1	8	4	5
CY		5	6	21	1	3	1	5	6	0
LV		6	7	14	3	1	1	5	12	4
LT		10	6	16	2	0	1	4	9	5
LU		4	4	17	4	2	1	15	4	3
HU		7	5	8	2	3	2	9	7	4
MT		1	5	20	4	1	0	13	4	4
NL		8	5	13	2	1	0	23	2	2
AT		4	6	7	2	7	2	16	7	12
PL		5	4	8	4	1	1	7	9	10
PT		6	3	12	1	2	1	3	2	3
RO		6	4	13	6	3	2	6	10	3
SI		5	4	9	1	8	0	9	12	4
SK		3	6	9	7	1	1	7	12	11
FI		4	8	5	2	5	0	24	6	6
SE		4	11	3	2	3	1	33	3	2
UK		4	4	13	4	1	1	12	1	6






























**QF3a** And on which of the following would you like EU budget to be spent? Firstly?  
(%)

		Assistance to EU neighbours, including candidate countries	Development and humanitarian aid to countries outside the EU	Defence and security	Immigration issues	Employment, social affairs and public health	Administrative and personnel costs, buildings	Other (SPONTANEOUS)	None (SPONTANEOUS)	Don't know
EU28		2	2	7	5	22	1	1	1	6
EURO AREA		1	2	7	5	24	1	1	1	4
NON-EURO AREA		2	2	8	5	19	1	2	2	9
BE		2	1	6	8	24	2	1	0	0
BG		2	1	5	2	34	0	0	1	9
CZ		1	2	17	7	17	1	1	2	3
DK		1	3	6	5	19	0	6	1	6
DE		1	2	4	3	17	1	1	2	7
EE		1	0	9	2	19	0	1	0	8
IE		2	2	3	4	25	2	1	1	5
EL		2	2	5	3	36	0	0	0	2
ES		3	3	2	4	38	0	0	0	1
FR		1	2	11	3	21	1	1	1	7
HR		2	2	4	3	32	1	0	1	3
IT		2	2	8	11	20	1	1	2	4
CY		1	3	10	1	31	0	0	2	4
LV		2	1	15	3	19	0	1	1	5
LT		2	1	7	3	28	1	1	1	3
LU		1	4	8	3	20	2	3	1	4
HU		4	2	13	8	20	1	1	0	4
MT		2	1	8	8	17	1	1	1	9
NL		1	2	9	4	23	0	1	1	3
AT		2	2	6	4	17	2	1	1	2
PL		2	2	9	4	20	2	1	1	10
PT		2	1	3	1	49	1	1	1	8
RO		6	4	6	4	14	3	1	2	7
SI		2	2	3	1	33	1	1	2	3
SK		1	1	9	4	21	1	1	1	4
FI		1	1	9	2	24	0	0	0	3
SE		1	1	5	4	24	0	0	1	2
UK		1	2	8	6	17	0	3	4	13

**QF3T** And on which of the following would you like EU budget to be spent? Firstly? Any others?

(%)






























(MAX. 4 ANSWERS)

		Economic and monetary policy	Scientific research and innovation	Education, training, culture and media	Transport and energy infrastructures	SMEs and competitiveness	Digital infrastructures	Climate change and environmental protection	Agriculture and rural development	Regional investment
EU28		17	26	38	16	11	7	35	21	17
EURO AREA		17	28	40	15	13	8	37	21	16
NON-EURO AREA		16	22	32	18	8	6	30	21	19
BE		20	27	46	14	12	7	43	14	16
BG		18	15	37	15	23	5	20	35	21
CZ		11	25	25	22	17	6	27	27	25
DK		9	33	32	12	3	5	57	16	8
DE		15	22	33	19	17	16	48	20	18
EE		25	28	44	17	6	8	22	36	14
IE		17	19	45	22	9	10	40	25	27
EL		35	33	45	12	36	6	26	32	12
ES		15	36	60	13	11	2	29	18	6
FR		9	25	39	11	14	4	37	21	11
HR		31	23	40	13	19	6	18	37	24
IT		23	35	32	14	7	8	25	20	22
CY		22	25	60	5	19	4	30	28	5
LV		20	26	47	14	4	4	19	39	17
LT		32	27	46	11	1	5	21	32	19
LU		12	21	46	21	9	7	43	16	12
HU		24	19	33	18	10	7	29	29	20
MT		5	24	47	20	4	3	45	19	18
NL		22	29	52	13	4	8	60	13	11
AT		19	22	32	15	26	10	45	29	37
PL		15	17	27	19	5	8	24	27	28
PT		21	22	54	9	11	2	22	23	21
RO		21	17	34	23	12	9	20	31	13
SI		19	21	31	13	25	5	30	36	15
SK		16	23	31	22	5	7	25	39	35
FI		18	35	27	17	22	4	59	27	24
SE		13	40	27	18	13	6	68	17	16
UK		14	23	36	17	3	4	32	9	16

**QF3T** And on which of the following would you like EU budget to be spent? Firstly? Any others?



































(%)

(MAX. 4 ANSWERS)



































		Assistance to EU neighbours, including candidate countries	Development and humanitarian aid to countries outside the EU	Defence and security	Immigration issues	Employment, social affairs and public health	Administrative and personnel costs, buildings	Other (SPONTANEOUS)	None (SPONTANEOUS)	Don't know
EU28		6	10	25	19	48	4	2	2	6
EURO AREA		6	10	24	20	51	4	2	2	5
NON-EURO AREA		7	10	26	17	42	5	3	4	9
BE		8	11	25	30	55	6	2	0	0
BG		10	5	17	9	60	3	1	1	9
CZ		5	6	45	20	41	2	2	3	3
DK		5	15	25	25	46	1	12	2	6
DE		5	11	17	13	42	2	1	3	7
EE		3	2	29	8	46	3	1	1	8
IE		10	10	15	16	50	7	1	2	5
EL		7	8	23	17	70	3	1	0	2
ES		7	11	11	18	68	2	2	1	1
FR		5	10	34	16	47	4	2	2	6
HR		8	8	17	11	61	5	0	1	3
IT		6	8	29	36	44	7	2	2	4
CY		3	8	31	15	67	2	1	2	4
LV		7	5	37	9	51	2	2	2	5
LT		7	4	28	16	57	3	2	1	3
LU		6	13	24	16	41	4	4	3	4
HU		11	11	37	24	44	4	1	1	3
MT		5	8	23	32	38	2	2	1	9
NL		6	13	36	22	57	1	1	1	3
AT		9	12	27	17	43	7	3	1	2
PL		6	9	27	12	42	9	1	2	10
PT		6	8	32	8	75	4	2	1	8
RO		16	12	25	13	36	13	2	2	7
SI		5	7	14	6	59	2	4	5	3
SK		3	5	26	17	46	3	1	1	4
FI		4	6	35	15	60	2	1	1	3
SE		5	19	21	31	53	1	1	1	2
UK		4	8	22	17	39	3	4	7	13





































**D60** During the last twelve months, would you say you had difficulties to pay your bills at the end of the month...? (%)

		Most of the time		From time to time		Almost never/never		Refusal (SPONTANEOUS)	
		Aut.2018	Diff. Aut.2018 - Sp.2018	Aut.2018	Diff. Aut.2018 - Sp.2018	Aut.2018	Diff. Aut.2018 - Sp.2018	Aut.2018	Diff. Aut.2018 - Sp.2018
EU28		9	0	26	0	63	0	2	0
EURO AREA		10	0	27	-1	61	2	2	-1
NON-EURO AREA		6	0	24	2	68	-2	2	0
BE		8	-2	27	-1	65	3	0	0
BG		21	-4	41	-2	31	5	7	1
CZ		8	1	26	-1	65	0	1	0
DK		2	1	6	1	91	-2	1	0
DE		3	-1	16	0	78	2	3	-1
EE		5	-3	18	3	76	0	1	0
IE		9	1	34	-1	55	0	2	0
EL		35	-4	48	1	16	2	1	1
ES		7	-2	20	-7	72	9	1	0
FR		17	3	26	1	55	-5	2	1
HR		12	1	38	-3	50	3	0	-1
IT		12	1	46	-4	40	6	2	-3
CY		22	4	39	7	38	-11	1	0
CY (tcc)		19	-1	42	3	34	-5	5	3
LV		9	-2	29	-4	61	6	1	0
LT		10	-3	33	-1	56	3	1	1
LU		3	-2	17	0	77	1	3	1
HU		7	1	32	-1	59	-1	2	1
MT		3	0	14	0	82	1	1	-1
NL		4	2	11	1	84	-3	1	0
AT		5	0	20	-2	68	0	7	2
PL		3	0	21	6	74	-5	2	-1
PT		15	-1	46	7	38	-5	1	-1
RO		5	0	40	5	53	-5	2	0
SI		8	-1	20	-4	68	2	4	3
SK		3	-2	23	-3	69	4	5	1
FI		3	-1	14	0	83	1	0	0
SE		0	-2	6	-1	94	3	0	0
UK		8	2	20	1	71	-2	1	-1
AL		15	-3	66	1	18	3	1	-1
MK		13	-2	39	-2	47	4	1	0
ME		12	-7	59	-2	27	7	2	2
RS		14	-3	54	0	26	0	6	3
TR		22	5	50	-7	27	2	1	0



































**D63** Do you see yourself and your household belonging to...?  
(%)

		The working class of society		The lower middle class of society		The middle class of society		The upper middle class of society		The higher class of society	
		Aut.2018	Diff. Aut.2018 - Sp.2018	Aut.2018	Diff. Aut.2018 - Sp.2018	Aut.2018	Diff. Aut.2018 - Sp.2018	Aut.2018	Diff. Aut.2018 - Sp.2018	Aut.2018	Diff. Aut.2018 - Sp.2018
EU28		26	0	16	0	46	0	7	0	1	0
EURO AREA		24	0	16	0	49	1	8	0	1	0
NON-EURO AREA		32	0	14	0	41	-2	5	1	0	-1
BE		15	-2	15	-1	63	3	6	-1	1	1
BG		40	-6	13	2	27	0	2	0	0	-1
CZ		20	2	21	0	49	-3	6	1	0	-1
DK		16	1	4	-2	58	1	18	1	1	-1
DE		16	0	14	-2	55	4	10	-3	1	0
EE		24	1	14	1	48	-1	5	-2	0	-1
IE		38	4	10	2	44	-3	2	-3	0	0
EL		28	-1	21	-6	45	8	3	0	0	0
ES		45	-3	15	2	36	1	3	1	0	0
FR		23	-3	20	3	47	0	7	0	1	0
HR		32	6	17	0	45	-6	5	1	1	0
IT		16	2	18	-1	56	1	8	1	0	0
CY		27	1	12	-1	56	0	3	1	0	0
CY (tcc)		8	-1	20	-1	53	2	11	-1	4	2
LV		34	3	10	0	48	0	4	-1	0	-1
LT		31	0	19	4	43	-5	4	-1	0	0
LU		10	-1	9	0	60	2	16	0	1	-2
HU		27	-1	26	2	40	-3	1	0	0	0
MT		28	1	6	0	59	-4	4	1	0	-1
NL		8	1	10	1	47	-2	30	2	3	-1
AT		16	-3	14	1	54	1	8	0	1	0
PL		28	3	12	0	42	-5	5	0	1	-1
PT		54	15	23	-5	18	-9	1	-1	0	-1
RO		21	0	11	0	58	1	5	-2	1	0
SI		27	2	12	-1	53	-1	4	0	0	0
SK		29	1	21	-2	40	0	4	-2	0	0
FI		21	0	15	0	46	-1	15	3	1	0
SE		15	-1	9	-1	57	-1	17	7	1	0
UK		44	-1	16	1	31	-1	3	1	0	0
AL		11	-5	28	4	51	4	9	-2	1	0
MK		27	-2	14	-1	51	4	5	1	1	0
ME		27	-3	10	3	48	-2	6	-1	1	0
RS		36	4	19	-1	33	-4	2	-3	1	0
TR		15	-2	29	9	51	-3	5	1	0	-1



































**D63** Do you see yourself and your household belonging to...?  
(%)

		Other (SPONTANEOUS)		None (SPONTANEOUS)		Refusal (SPONTANEOUS)		Don't know Aut.2018
		Aut.2018	Diff. Aut.2018 - Sp.2018	Aut.2018	Diff. Aut.2018 - Sp.2018	Aut.2018	Diff. Aut.2018 - Sp.2018	
EU28		0	0	1	0	1	0	2
EURO AREA		0	0	1	1	0	-1	1
NON-EURO AREA		0	0	2	0	1	0	5
BE		0	0	0	0	0	0	0
BG		1	1	6	3	1	-1	10
CZ		0	0	1	1	1	0	2
DK		0	0	0	0	1	0	2
DE		0	0	1	1	1	0	2
EE		0	0	3	0	2	2	4
IE		0	0	0	-2	4	2	2
EL		0	0	1	0	0	0	2
ES		0	-1	0	0	0	0	1
FR		0	0	0	0	0	0	2
HR		0	0	0	0	0	-1	0
IT		0	0	0	0	1	-1	1
CY		0	0	0	0	0	0	2
CY (tcc)		1	0	1	0	2	1	0
LV		0	0	1	0	0	-1	3
LT		0	0	0	0	0	0	3
LU		0	0	1	1	1	0	2
HU		0	0	2	0	1	0	3
MT		0	0	1	1	1	1	1
NL		0	0	0	-1	1	1	1
AT		1	0	2	0	2	1	2
PL		0	0	3	0	0	0	9
PT		2	2	0	-1	0	-1	2
RO		0	0	0	-1	0	0	4
SI		1	0	2	0	0	0	1
SK		0	0	2	2	1	0	3
FI		0	0	1	-1	0	0	1
SE		0	0	1	-1	0	-1	0
UK		0	0	1	-1	1	0	4
AL		0	0	0	0	0	-1	0
MK		0	0	0	-1	0	0	2
ME		1	1	2	2	3	-1	2
RS		0	0	5	4	0	-1	4
TR		0	0	0	-2	0	-1	0

**D70** On the whole, are you very satisfied, fairly satisfied, not very satisfied or not at all satisfied with the life you lead?  
(%)



































		Very satisfied		Fairly satisfied		Not very satisfied		Not at all satisfied		Don't know	Total 'Satisfied'		Total 'Not satisfied'	
		Aut.2018	Diff. Aut.2018 - Sp.2018	Aut.2018	Diff. Aut.2018 - Sp.2018	Aut.2018	Diff. Aut.2018 - Sp.2018	Aut.2018	Diff. Aut.2018 - Sp.2018		Aut.2018	Diff. Aut.2018 - Sp.2018	Aut.2018	Diff. Aut.2018 - Sp.2018
EU28		24	1	59	-1	13	0	3	0	1	83	0	16	0
EURO AREA		22	0	61	0	14	0	3	0	0	83	0	17	0
NON-EURO AREA		27	0	56	0	13	0	3	0	1	83	0	16	0
BE		23	-3	68	4	7	-1	2	0	0	91	1	9	-1
BG		5	-2	44	4	32	-3	16	2	3	49	2	48	-1
CZ		17	-3	67	0	14	3	2	0	0	84	-3	16	3
DK		70	-2	26	-1	3	2	1	1	0	96	-3	4	3
DE		32	0	60	0	7	0	1	0	0	92	0	8	0
EE		14	-3	72	6	13	-1	1	-1	0	86	3	14	-2
IE		43	1	54	-1	3	0	0	0	0	97	0	3	0
EL		5	-1	44	2	32	-3	19	2	0	49	1	51	-1
ES		20	2	68	2	10	-3	2	-1	0	88	4	12	-4
FR		19	-1	62	-5	13	3	6	3	0	81	-6	19	6
HR		14	2	58	0	22	-2	6	0	0	72	2	28	-2
IT		7	2	62	1	26	-1	5	-1	0	69	3	31	-2
CY		29	-3	56	3	12	0	3	0	0	85	0	15	0
CY (tcc)		21	-3	39	0	25	0	14	3	1	60	-3	39	3
LV		12	-3	65	5	19	-2	3	-1	1	77	2	22	-3
LT		18	3	55	0	23	-2	4	0	0	73	3	27	-2
LU		35	-4	61	6	4	1	0	-2	0	96	2	4	-1
HU		9	0	65	1	22	0	3	-2	1	74	1	25	-2
MT		33	8	63	-4	3	-4	0	-1	1	96	4	3	-5
NL		57	1	38	-3	4	1	1	1	0	95	-2	5	2
AT		35	-3	57	3	7	0	1	0	0	92	0	8	0
PL		16	1	73	1	8	-1	1	0	2	89	2	9	-1
PT		3	-2	70	0	24	2	3	0	0	73	-2	27	2
RO		6	-1	50	0	37	1	7	0	0	56	-1	44	1
SI		29	3	62	-2	8	-1	1	0	0	91	1	9	-1
SK		16	2	64	4	16	-3	3	-3	1	80	6	19	-6
FI		38	5	57	-6	4	0	1	1	0	95	-1	5	1
SE		48	3	48	-3	3	-1	1	1	0	96	0	4	0
UK		42	0	50	-1	7	1	1	0	0	92	-1	8	1
AL		5	-1	60	-4	31	7	4	-2	0	65	-5	35	5
MK		9	-1	60	6	20	-2	11	-3	0	69	5	31	-5
ME		13	-14	61	21	17	-5	8	-3	1	74	7	25	-8
RS		7	1	45	3	36	-4	11	0	1	52	4	47	-4
TR		22	-4	46	-2	19	2	13	4	0	68	-6	32	6

**D71.1** When you get together with friends or relatives, would you say you discuss frequently, occasionally or never about...?  
**National political matters (%)**

		Frequently		Occasionally		Never		Don't know
		Aut.2018	Diff. Aut.2018 - Sp.2018	Aut.2018	Diff. Aut.2018 - Sp.2018	Aut.2018	Diff. Aut.2018 - Sp.2018	
EU28		24	1	55	2	21	-3	0
EURO AREA		24	-1	56	5	20	-4	0
NON-EURO AREA		22	2	54	-1	23	-2	1
BE		16	0	60	5	24	-5	0
BG		20	2	61	-1	18	0	1
CZ		19	-2	62	1	19	1	0
DK		26	-7	54	2	20	5	0
DE		30	-5	60	7	10	-2	0
EE		18	-1	61	-3	21	4	0
IE		18	1	47	-1	35	0	0
EL		36	1	52	0	12	-1	0
ES		15	-1	52	6	33	-5	0
FR		22	4	50	2	28	-6	0
HR		19	4	55	-11	26	7	0
IT		22	-2	58	5	20	-3	0
CY		24	0	50	7	25	-8	1
CY (tcc)*		30	1	41	-1	28	0	1
LV		17	0	61	-3	22	3	0
LT		17	-1	58	-1	24	1	1
LU		26	3	52	3	22	-6	0
HU		19	2	65	-3	16	1	0
MT		10	-12	62	12	28	7	0
NL		37	-5	52	4	11	1	0
AT		31	3	61	-1	8	-2	0
PL		18	2	57	0	24	-3	1
PT		7	-6	58	8	35	-2	0
RO		13	-1	63	5	23	-5	1
SI		10	1	65	-2	25	1	0
SK		16	-3	67	1	16	1	1
FI		20	0	62	3	18	-3	0
SE		42	4	50	-2	8	-2	0
UK		26	6	47	-2	27	-4	0
AL		52	8	44	-8	4	0	0
MK		27	0	49	2	24	-1	0
ME		16	-11	47	3	37	9	0
RS		15	-1	51	-3	34	5	0
TR		41	11	46	-1	13	-9	0



































\*CY(tcc): Our Community's political matters

**D71.2** When you get together with friends or relatives, would you say you discuss frequently, occasionally or never about...?  
**European political matters (%)**

		Frequently		Occasionally		Never		Don't know
		Aut.2018	Diff. Aut.2018 - Sp.2018	Aut.2018	Diff. Aut.2018 - Sp.2018	Aut.2018	Diff. Aut.2018 - Sp.2018	
EU28		16	2	53	2	31	-4	0
EURO AREA		15	1	53	2	32	-3	0
NON-EURO AREA		17	3	52	0	30	-3	1
BE		10	0	49	1	41	-1	0
BG		10	1	61	2	27	-2	2
CZ		6	-2	56	-3	38	5	0
DK		19	-1	56	-3	25	5	0
DE		23	0	61	0	16	0	0
EE		10	-3	61	1	29	3	0
IE		11	0	45	1	44	-1	0
EL		24	2	55	3	21	-5	0
ES		8	-2	47	7	45	-5	0
FR		12	4	42	0	46	-4	0
HR		11	-2	50	-2	39	4	0
IT		11	1	54	5	35	-6	0
CY		14	-3	50	7	35	-4	1
CY (tcc)		18	-2	39	0	40	2	3
LV		11	1	54	-6	35	6	0
LT		14	-1	57	1	29	0	0
LU		21	-1	57	6	22	-5	0
HU		13	4	65	-6	22	2	0
MT		6	-6	57	5	37	7	0
NL		21	-4	57	4	22	0	0
AT		19	1	65	2	15	-3	1
PL		15	2	52	-1	32	-1	1
PT		4	-3	49	4	47	-1	0
RO		13	3	53	4	33	-7	1
SI		8	2	60	0	32	-2	0
SK		10	1	65	-1	24	0	1
FI		12	1	63	3	25	-3	0
SE		21	-1	63	1	16	0	0
UK		24	7	46	1	30	-8	0
AL		24	1	61	2	14	-4	1
MK		24	3	47	1	28	-5	1
ME		8	-16	52	5	40	13	0
RS		8	-5	49	7	42	-1	1
TR		16	2	54	10	29	-13	1



































**D71.3** When you get together with friends or relatives, would you say you discuss frequently, occasionally or never about...?

**Local political matters (%)**

		Frequently		Occasionally		Never		Don't know
		Aut.2018	Diff. Aut.2018 - Sp.2018	Aut.2018	Diff. Aut.2018 - Sp.2018	Aut.2018	Diff. Aut.2018 - Sp.2018	
EU28		21	0	54	3	25	-3	0
EURO AREA		23	0	54	4	23	-4	0
NON-EURO AREA		17	2	54	0	28	-3	1
BE		17	0	58	5	25	-5	0
BG		20	0	61	3	18	-1	1
CZ		18	0	57	-1	25	1	0
DK		23	-2	55	-2	22	4	0
DE		32	-3	56	5	12	-2	0
EE		18	-4	61	-1	21	6	0
IE		18	0	48	-3	34	3	0
EL		31	1	57	7	12	-8	0
ES		16	-2	49	8	35	-6	0
FR		18	3	50	4	32	-7	0
HR		24	4	51	-9	25	5	0
IT		22	-1	55	2	23	-1	0
CY		29	1	50	5	21	-6	0
CY (tcc)		29	-2	39	0	30	2	2
LV		23	1	60	-1	17	0	0
LT		19	-2	59	0	21	1	1
LU		19	0	53	6	28	-5	0
HU		15	2	66	-3	19	1	0
MT		6	-11	57	9	37	9	0
NL		24	-1	51	0	25	1	0
AT		23	0	59	3	17	-3	1
PL		17	5	56	1	26	-6	1
PT		10	-5	51	5	38	-1	1
RO		13	-2	63	5	23	-3	1
SI		16	4	63	-3	21	-1	0
SK		17	4	66	-2	16	-3	1
FI		18	-4	60	6	22	-1	0
SE		26	-1	56	-2	18	3	0
UK		16	2	47	1	36	-4	1
AL		42	4	49	-2	8	-3	1
MK		33	-1	47	1	20	1	0
ME		15	-7	57	-3	28	11	0
RS		17	-2	51	-3	32	6	0
TR		29	6	52	6	19	-12	0

**D72.1** Please tell me to what extent you agree or disagree with each of the following statements.



































**My voice counts in the EU (%)**

		Totally agree		Tend to agree		Tend to disagree		Totally disagree		Don't know	Total 'Agree'		Total 'Disagree'	
		Aut.2018	Diff. Aut.2018 - Sp.2018	Aut.2018	Diff. Aut.2018 - Sp.2018	Aut.2018	Diff. Aut.2018 - Sp.2018	Aut.2018	Diff. Aut.2018 - Sp.2018		Aut.2018	Diff. Aut.2018 - Sp.2018	Aut.2018	Diff. Aut.2018 - Sp.2018
EU28		15	2	34	2	28	-1	19	-1	4	49	4	47	-2
EURO AREA		16	3	34	2	28	-2	18	-2	4	50	5	46	-4
NON-EURO AREA		12	1	34	1	29	1	19	-2	6	46	2	48	-1
BE		9	-2	54	12	26	-5	9	-5	2	63	10	35	-10
BG		12	-1	30	3	23	2	20	-5	15	42	2	43	-3
CZ		5	-2	18	-4	37	-1	35	6	5	23	-6	72	5
DK		40	6	33	1	15	-4	9	-1	3	73	7	24	-5
DE		29	3	41	2	20	-4	7	-1	3	70	5	27	-5
EE		2	0	20	2	37	-3	31	1	10	22	2	68	-2
IE		16	-4	44	6	26	0	9	0	5	60	2	35	0
EL		2	-1	17	-4	38	3	41	3	2	19	-5	79	6
ES		6	0	33	2	33	-1	24	2	4	39	2	57	1
FR		13	1	31	4	26	-3	25	0	5	44	5	51	-3
HR		21	3	38	-2	20	1	14	-2	7	59	1	34	-1
IT		9	5	22	-1	36	2	30	-2	3	31	4	66	0
CY		4	-1	20	-5	29	-2	43	12	4	24	-6	72	10
CY (tcc)		9	-1	16	2	27	1	33	-3	15	25	1	60	-2
LV		3	0	23	1	31	-3	32	1	11	26	1	63	-2
LT		3	-1	32	-1	34	2	20	0	11	35	-2	54	2
LU		21	1	36	4	21	-2	16	-1	6	57	5	37	-3
HU		16	4	34	3	26	-2	21	-4	3	50	7	47	-6
MT		11	-1	35	-6	26	1	14	1	14	46	-7	40	2
NL		19	3	43	4	24	-6	10	0	4	62	7	34	-6
AT		27	5	30	-2	27	2	12	-4	4	57	3	39	-2
PL		12	-1	48	8	25	-1	9	-1	6	60	7	34	-2
PT		4	-3	41	-2	37	3	14	3	4	45	-5	51	6
RO		10	1	41	3	29	1	17	-1	3	51	4	46	0
SI		22	4	28	1	29	-2	16	-3	5	50	5	45	-5
SK		17	-1	32	5	32	1	11	-6	8	49	4	43	-5
FI		14	1	41	3	30	-1	12	-1	3	55	4	42	-2
SE		28	4	43	2	16	-3	9	-4	4	71	6	25	-7
UK		8	2	25	-4	35	4	26	-2	6	33	-2	61	2
AL		8	-3	34	-1	39	9	18	-6	1	42	-4	57	3
MK		16	2	25	8	26	1	24	-11	9	41	10	50	-10
ME		13	-16	27	1	38	22	16	-11	6	40	-15	54	11
RS		8	2	19	-5	23	3	42	1	8	27	-3	65	4
TR		16	7	26	0	29	-5	21	-4	8	42	7	50	-9



**D72.2** Please tell me to what extent you agree or disagree with each of the following statements.



































**My voice counts in (OUR COUNTRY) (%)**

		Totally agree		Tend to agree		Tend to disagree		Totally disagree		Don't know	Total 'Agree'		Total 'Disagree'	
		Aut.2018	Diff. Aut.2018 - Sp.2018	Aut.2018	Diff. Aut.2018 - Sp.2018	Aut.2018	Diff. Aut.2018 - Sp.2018	Aut.2018	Diff. Aut.2018 - Sp.2018		Aut.2018	Diff. Aut.2018 - Sp.2018	Aut.2018	Diff. Aut.2018 - Sp.2018
EU28		22	0	41	2	21	-1	13	-1	3	63	2	34	-2
EURO AREA		23	-1	40	2	20	-1	14	0	3	63	1	34	-1
NON-EURO AREA		19	1	43	1	22	-1	12	-1	4	62	2	34	-2
BE		13	-3	63	13	15	-7	7	-3	2	76	10	22	-10
BG		13	-2	37	4	18	-1	21	-2	11	50	2	39	-3
CZ		12	-4	38	-1	30	0	17	4	3	50	-5	47	4
DK		70	3	24	-1	2	-1	2	-1	2	94	2	4	-2
DE		42	-2	40	3	11	0	5	0	2	82	1	16	0
EE		5	0	41	2	28	-4	19	0	7	46	2	47	-4
IE		24	-3	49	1	18	2	6	2	3	73	-2	24	4
EL		2	-3	18	-6	41	3	38	6	1	20	-9	79	9
ES		10	0	36	-2	31	1	20	1	3	46	-2	51	2
FR		22	-3	41	-1	19	1	15	3	3	63	-4	34	4
HR		32	5	41	-6	14	-1	10	1	3	73	-1	24	0
IT		6	0	34	4	32	1	25	-3	3	40	4	57	-2
CY		6	-1	27	-2	24	-8	39	13	4	33	-3	63	5
CY (tcc)*		11	0	23	-3	25	0	27	0	14	34	-3	52	0
LV		7	0	38	3	27	-2	23	-1	5	45	3	50	-3
LT		3	1	27	-4	39	1	24	2	7	30	-3	63	3
LU		28	3	35	1	14	-2	17	2	6	63	4	31	0
HU		16	3	39	0	25	-1	18	-1	2	55	3	43	-2
MT		15	-2	48	4	18	-7	9	2	10	63	2	27	-5
NL		37	0	47	1	9	-1	5	1	2	84	1	14	0
AT		44	-1	43	1	7	0	5	1	1	87	0	12	1
PL		16	-3	60	11	15	-4	5	-2	4	76	8	20	-6
PT		13	-1	51	2	23	-2	10	2	3	64	1	33	0
RO		6	-4	36	5	37	2	18	-1	3	42	1	55	1
SI		26	2	39	4	20	-3	11	-3	4	65	6	31	-6
SK		27	1	39	2	20	1	7	-6	7	66	3	27	-5
FI		37	2	49	1	8	-2	4	0	2	86	3	12	-2
SE		64	5	28	-6	4	-1	3	1	1	92	-1	7	0
UK		12	0	42	-4	28	3	14	0	4	54	-4	42	3
AL		8	-4	51	5	28	4	13	-5	0	59	1	41	-1
MK		31	-6	35	7	16	2	14	-2	4	66	1	30	0
ME		12	-15	46	-3	27	18	11	-2	4	58	-18	38	16
RS		21	-3	39	3	16	-3	20	5	4	60	0	36	2
TR		15	4	39	5	26	-3	13	-9	7	54	9	39	-12

\*CY(tcc): Our community

**D73.1** At the present time, would you say that, in general, things are going in the right direction or in the wrong direction, in...?


































(OUR COUNTRY) (%)

		Things are going in the right direction		Things are going in the wrong direction		Neither the one nor the other (SPONTA-NEOUS)		Don't know
		Aut.2018	Diff. Aut.2018 - Sp.2018	Aut.2018	Diff. Aut.2018 - Sp.2018	Aut.2018	Diff. Aut.2018 - Sp.2018	
EU28		35	-1	52	3	8	-2	5
EURO AREA		34	-3	53	4	9	0	4
NON-EURO AREA		36	1	51	3	7	-6	6
BE		50	12	42	-9	7	-3	1
BG		24	-1	59	5	7	-6	10
CZ		44	-6	44	5	8	0	4
DK		46	0	34	2	17	-1	3
DE		38	-9	47	8	11	2	4
EE		35	2	30	-3	27	1	8
IE		70	-6	20	6	6	0	4
EL		13	3	77	-5	7	2	3
ES		26	3	65	0	6	-3	3
FR		21	-14	70	18	5	0	4
HR		20	7	73	-6	5	-2	2
IT		30	5	56	-4	7	-2	7
CY		34	-8	54	17	10	-5	2
CY (tcc)*		14	-1	63	2	20	0	3
LV		35	4	38	-8	17	1	10
LT		27	3	52	-4	16	1	5
LU		62	-2	17	5	15	1	6
HU		49	2	43	0	5	-2	3
MT		68	8	13	-8	15	3	4
NL		53	-11	31	9	13	0	3
AT		56	1	27	0	14	0	3
PL		54	7	35	-5	4	-1	7
PT		49	-7	28	12	15	-3	8
RO		24	0	68	-1	2	-1	6
SI		27	2	52	1	15	-4	6
SK		29	10	57	-13	7	4	7
FI		55	-4	29	3	13	0	3
SE		38	-6	45	1	13	3	4
UK		26	-2	59	12	7	-15	8
AL		47	0	48	2	4	-2	1
MK		42	7	44	-7	6	-1	8
ME		40	-9	48	8	1	-3	11
RS		44	2	45	1	2	-3	9
TR		49	1	48	3	1	0	2

\*CY(tcc): Our community


































**D73.2** At the present time, would you say that, in general, things are going in the right direction or in the wrong direction, in...?

**The European Union (%)**

		Things are going in the right direction		Things are going in the wrong direction		Neither the one nor the other (SPONTANEOUS)		Don't know
		Aut.2018	Diff. Aut.2018 - Sp.2018	Aut.2018	Diff. Aut.2018 - Sp.2018	Aut.2018	Diff. Aut.2018 - Sp.2018	
EU28		29	-2	51	6	9	-3	11
EURO AREA		26	-4	55	7	9	-1	10
NON-EURO AREA		34	1	44	6	8	-8	14
BE		38	8	52	-4	8	-3	2
BG		43	-1	29	6	8	-5	20
CZ		24	-7	58	4	8	0	10
DK		22	-3	47	1	21	4	10
DE		26	-6	55	3	11	3	8
EE		28	0	32	8	22	-4	18
IE		58	0	25	1	7	-1	10
EL		18	-2	66	1	9	0	7
ES		31	0	53	7	7	-5	9
FR		18	-6	63	11	5	-1	14
HR		46	0	37	2	8	-4	9
IT		22	-5	60	11	8	-3	10
CY		32	5	45	3	10	-5	13
CY (tcc)		39	-1	25	-1	24	3	12
LV		41	8	26	-4	14	-4	19
LT		46	-2	21	-1	18	4	15
LU		25	-6	47	7	19	3	9
HU		39	2	49	-2	6	0	6
MT		35	1	14	-7	29	3	22
NL		32	-7	51	10	11	-4	6
AT		32	2	43	-4	21	4	4
PL		44	0	39	10	5	-4	12
PT		44	-3	23	8	17	-4	16
RO		49	2	27	-6	8	2	16
SI		28	-4	48	7	17	-2	7
SK		35	4	49	0	7	1	9
FI		28	-8	52	12	12	-2	8
SE		22	-8	58	9	11	0	9
UK		27	8	47	6	9	-18	17
AL		84	1	6	-2	6	1	4
MK		66	8	18	-8	6	1	10
ME		43	-16	39	15	3	-6	15
RS		49	7	28	-6	7	2	16
TR		32	2	53	-1	5	1	10

**D73.3** At the present time, would you say that, in general, things are going in the right direction or in the wrong direction, in...?

**The USA (%)**

		Things are going in the right direction		Things are going in the wrong direction		Neither the one nor the other (SPONTANEOUS)		Don't know
		Aut.2018	Diff. Aut.2018 - Sp.2018	Aut.2018	Diff. Aut.2018 - Sp.2018	Aut.2018	Diff. Aut.2018 - Sp.2018	
EU28		19	4	63	0	6	-2	12
EURO AREA		14	2	70	0	6	0	10
NON-EURO AREA		29	7	48	0	5	-6	18
BE		11	2	80	-4	5	0	4
BG		27	3	33	2	9	-2	31
CZ		26	-1	47	-1	9	-1	18
DK		9	2	80	-1	7	3	4
DE		4	-1	85	-3	6	3	5
EE		16	5	38	-3	15	-1	31
IE		15	-2	68	2	6	1	11
EL		19	4	57	-6	10	1	14
ES		19	4	67	9	4	-6	10
FR		10	2	75	-2	2	-1	13
HR		33	10	46	-6	8	-3	13
IT		29	5	50	1	10	-1	11
CY		23	8	46	-2	5	-4	26
CY (tcc)		21	-1	52	0	15	2	12
LV		20	3	32	-8	10	-1	38
LT		31	2	32	-2	14	4	23
LU		7	1	77	-1	8	3	8
HU		39	3	37	0	8	-1	16
MT		7	-1	46	-6	8	-1	39
NL		11	4	77	-8	5	0	7
AT		18	5	64	-4	12	2	6
PL		45	11	26	0	4	-6	25
PT		11	2	58	-7	9	4	22
RO		43	7	29	-5	9	2	19
SI		15	1	64	3	9	-1	12
SK		19	6	56	5	8	1	17
FI		9	-1	81	5	3	-2	7
SE		7	1	87	-2	3	1	3
UK		19	8	61	0	4	-11	16
AL		79	8	9	-7	7	1	5
MK		52	6	26	-6	7	2	15
ME		26	-7	41	0	6	-3	27
RS		34	8	38	-3	7	0	21
TR		24	7	61	-4	6	2	9

## TECHNICAL SPECIFICATIONS

Between the 8<sup>th</sup> and the 22<sup>nd</sup> November 2018, Kantar Public Brussels on behalf of Kantar Belgium carried out the wave 90.3 of the EUROBAROMETER survey, on request of the EUROPEAN COMMISSION, Directorate-General for Communication, "Media monitoring, media analysis and Eurobarometer" Unit.

The wave 90.3 is the STANDARD EUROBAROMETER 90 and covers the population of the respective nationalities of the European Union Member States, resident in each of the 28 Member States and aged 15 years and over.

The STANDARD EUROBAROMETER 90 survey has also been conducted in the five candidate countries (Turkey, the Former Yugoslav Republic of Macedonia, Montenegro, Serbia and Albania) and in the Turkish Cypriot Community. In these countries and in the Turkish Cypriot Community, the survey covers the national population of citizens and the population of citizens of all the European Union Member States that are residents in these countries and territories and have a sufficient command of the national languages to answer the questionnaire.

	COUNTRIES	INSTITUTES	N° INTERVIEWS	FIELDWORK DATES		POPULATION 15+	PROPORTION EU28
BE	Belgium	Kantar Belgium (Kantar TNS)	1,072	09/11/2018	20/11/2018	9,693,779	2.25%
BG	Bulgaria	Kantar TNS BBSS	1,026	09/11/2018	20/11/2018	6,537,535	1.52%
CZ	Czechia	Kantar CZ	1,001	08/11/2018	20/11/2018	9,238,431	2.14%
DK	Denmark	Kantar Gallup	1,020	08/11/2018	22/11/2018	4,838,729	1.12%
DE	Germany	Kantar Deutschland	1,519	08/11/2018	21/11/2018	70,160,634	16.26%
EE	Estonia	Kantar Emor	1,009	08/11/2018	20/11/2018	1,160,064	0.27%
IE	Ireland	Behaviour & Attitudes	1,004	08/11/2018	22/11/2018	3,592,162	0.83%
EL	Greece	Taylor Nelson Sofres Market Research	1,004	09/11/2018	19/11/2018	9,937,810	2.30%
ES	Spain	TNS Investigación de Mercados y Opinión	1,011	08/11/2018	18/11/2018	39,445,245	9.14%
FR	France	Kantar Public France	1,011	08/11/2018	19/11/2018	54,097,255	12.54%
HR	Croatia	Hendal	1,011	08/11/2018	19/11/2018	3,796,476	0.88%
IT	Italy	Kantar Italia	1,021	08/11/2018	16/11/2018	52,334,536	12.13%
CY	Rep. Of Cyprus	CYMAR Market Research	505	08/11/2018	18/11/2018	741,308	0.17%
LV	Latvia	Kantar TNS Latvia	1,000	09/11/2018	20/11/2018	1,707,082	0.40%
LT	Lithuania	TNS LT	1,004	08/11/2018	19/11/2018	2,513,384	0.58%
LU	Luxembourg	ILReS	501	08/11/2018	20/11/2018	457,127	0.11%
HU	Hungary	Kantar Hoffmann	1,023	09/11/2018	19/11/2018	8,781,161	2.04%
MT	Malta	MISCO International	502	08/11/2018	22/11/2018	364,171	0.08%
NL	Netherlands	TNS NIPO	1,035	08/11/2018	17/11/2018	13,979,215	3.24%
AT	Austria	Das Österreichische Gallup Institut	1,015	08/11/2018	19/11/2018	7,554,711	1.75%
PL	Poland	Kantar Polska	1,025	09/11/2018	20/11/2018	33,444,171	7.75%
PT	Portugal	Marktest – Marketing, Organização e Formação	1,006	08/11/2018	19/11/2018	8,480,126	1.97%
RO	Romania	Centrul Pentru Studierea Opiniei si Pietei (CSOP)	1,042	08/11/2018	18/11/2018	16,852,701	3.91%
SI	Slovenia	Mediana DOO	1,017	08/11/2018	19/11/2018	1,760,032	0.41%
SK	Slovakia	Kantar Slovakia	1,013	09/11/2018	20/11/2018	4,586,024	1.06%
FI	Finland	Kantar TNS Oy	997	08/11/2018	22/11/2018	4,747,810	1.10%
SE	Sweden	Kantar Sifo	1,015	08/11/2018	20/11/2018	7,998,763	1.85%
UK	United Kingdom	Kantar UK Limited	1,015	09/11/2018	22/11/2018	52,651,777	12.20%
	TOTAL EU28		27,424	08/11/2018	22/11/2018	431,452,219	100%*
	* It should be noted that the total percentage shown in this table may exceed 100% due to rounding						
CY(tcc)	Turkish Cypriot Community	Lipa Consultancy	500	08/11/2018	19/11/2018	143,226	
TR	Turkey	TNS Piar	1,033	09/11/2018	20/11/2018	56,770,205	
MK	Former Yugoslav Republic of Macedonia	TNS BRIMA	1,026	08/11/2018	19/11/2018	1,721,528	
ME	Montenegro	TNS Medium Gallup	549	09/11/2018	19/11/2018	501,030	
RS	Serbia	TNS Medium Gallup	1,019	08/11/2018	19/11/2018	6,161,584	
AL	Albania	TNS BBSS	1,049	08/11/2018	18/11/2018	2,221,572	
	TOTAL		32,600	08/11/2018	22/11/2018	498,971,364	

The basic sample design applied in all states is a multi-stage, random (probability) one. In each country, a number of sampling points was drawn with probability proportional to population size (for a total coverage of the country) and to population density.

In order to do so, the sampling points were drawn systematically from each of the "administrative regional units", after stratification by individual unit and type of area. They thus represent the whole territory of the countries surveyed according to the EUROSTAT NUTS II (or equivalent) and according to the distribution of the resident population of the respective nationalities in terms of metropolitan, urban and rural areas.

In each of the selected sampling points, a starting address was drawn, at random. Further addresses (every Nth address) were selected by standard "random route" procedures, from the initial address. In each household, the respondent was drawn, at random (following the "closest birthday rule"). All interviews were conducted face-to-face in people's homes and in the appropriate national language. As far as the data capture is concerned, CAPI (*Computer Assisted Personal Interview*) was used in those countries where this technique was available.

For each country a comparison between the sample and the universe was carried out. The Universe description was derived from Eurostat population data or from national statistics offices. For all countries surveyed, a national weighting procedure, using marginal and intercellular weighting, was carried out based on this Universe description. In all countries, gender, age, region and size of locality were introduced in the iteration procedure. For international weighting (i.e. EU averages), Kantar Public applies the official population figures as provided by EUROSTAT or national statistic offices. The total population figures for input in this post-weighting procedure are listed here.

Readers are reminded that survey results are estimations, the accuracy of which, everything being equal, rests upon the sample size and upon the observed percentage. With samples of about 1,000 interviews, the real percentages vary within the following confidence limits:

Statistical Margins due to the sampling process

(at the 95% level of confidence)

various sample sizes are in rows

various observed results are in columns

	5%	10%	15%	20%	25%	30%	35%	40%	45%	50%	
	95%	90%	85%	80%	75%	70%	65%	60%	55%	50%	
N=50	6.0	8.3	9.9	11.1	12.0	12.7	13.2	13.6	13.8	13.9	N=50
N=500	1.9	2.6	3.1	3.5	3.8	4.0	4.2	4.3	4.4	4.4	N=500
<b>N=1000</b>	<b>1.4</b>	<b>1.9</b>	<b>2.2</b>	<b>2.5</b>	<b>2.7</b>	<b>2.8</b>	<b>3.0</b>	<b>3.0</b>	<b>3.1</b>	<b>3.1</b>	<b>N=1000</b>
N=1500	1.1	1.5	1.8	2.0	2.2	2.3	2.4	2.5	2.5	2.5	N=1500
N=2000	1.0	1.3	1.6	1.8	1.9	2.0	2.1	2.1	2.2	2.2	N=2000
N=3000	0.8	1.1	1.3	1.4	1.5	1.6	1.7	1.8	1.8	1.8	N=3000
N=4000	0.7	0.9	1.1	1.2	1.3	1.4	1.5	1.5	1.5	1.5	N=4000
N=5000	0.6	0.8	1.0	1.1	1.2	1.3	1.3	1.4	1.4	1.4	N=5000
N=6000	0.6	0.8	0.9	1.0	1.1	1.2	1.2	1.2	1.3	1.3	N=6000
N=7000	0.5	0.7	0.8	0.9	1.0	1.1	1.1	1.1	1.2	1.2	N=7000
N=7500	0.5	0.7	0.8	0.9	1.0	1.0	1.1	1.1	1.1	1.1	N=7500
N=8000	0.5	0.7	0.8	0.9	0.9	1.0	1.0	1.1	1.1	1.1	N=8000
N=9000	0.5	0.6	0.7	0.8	0.9	0.9	1.0	1.0	1.0	1.0	N=9000
N=10000	0.4	0.6	0.7	0.8	0.8	0.9	0.9	1.0	1.0	1.0	N=10000
N=11000	0.4	0.6	0.7	0.7	0.8	0.9	0.9	0.9	0.9	0.9	N=11000
N=12000	0.4	0.5	0.6	0.7	0.8	0.8	0.9	0.9	0.9	0.9	N=12000
N=13000	0.4	0.5	0.6	0.7	0.7	0.8	0.8	0.8	0.9	0.9	N=13000
N=14000	0.4	0.5	0.6	0.7	0.7	0.8	0.8	0.8	0.8	0.8	N=14000
N=15000	0.3	0.5	0.6	0.6	0.7	0.7	0.8	0.8	0.8	0.8	N=15000
	5%	10%	15%	20%	25%	30%	35%	40%	45%	50%	
	95%	90%	85%	80%	75%	70%	65%	60%	55%	50%	